














RESULTS OVERALL

Pos	Plate	Name Team	Nat EWS number	Stage 1	Pos	Stage 2	Pos	Stage 3	Pos	Stage 4Q	Pos	Stage 5	Pos	Penalties	Time	Gap
MEN																
1	4	MAES Martin GT Factory Racing		0:04:10.53	1	0:03:16.14	1	0:07:57.71	1	0:07:04.52	1	0:04:41.90	1		0:27:10.80	
2	39	WRIGHT Keegan Unior Devinci Factory Racing		0:04:18.71	13	0:03:17.05	2	0:08:00.76	2	0:07:12.81	2	0:04:45.50	10		0:27:34.83	+0:00:24.03
3	3	NICOLAI Florian Canyon Factory Enduro Team		0:04:13.28	5	0:03:25.41	11	0:08:10.45	4	0:07:20.34	7	0:04:42.73	3		0:27:52.21	+0:00:41.41
4	9	MELAMED Jesse Rocky Mountain/Race Face Enduro Team		0:04:24.97	36	0:03:25.35	10	0:08:13.78	8	0:07:14.52	3	0:04:43.83	7		0:28:02.45	+0:00:51.65
5	58	LUCAS Cole BBCL NZ Arapi Enduro Team		0:04:17.06	7	0:03:26.27	12	0:08:13.56	7	0:07:16.64	4	0:04:50.45	28		0:28:03.98	+0:00:53.18
6	21	MIQUEL Kevin		0:04:25.02	37	0:03:23.40	6	0:08:16.58	12	0:07:20.73	8	0:04:43.61	6		0:28:09.34	+0:00:58.54
7	12	GAUVIN Remi Rocky Mountain/Race Face Enduro Team		0:04:25.85	40	0:03:23.15	5	0:08:12.00	5	0:07:19.49	6	0:04:49.20	22		0:28:09.69	+0:00:58.89
8	33	MASTERS Wyn GT Factory Racing		0:04:21.22	21	0:03:26.48	14	0:08:15.47	10	0:07:21.11	9	0:04:47.66	17		0:28:11.94	+0:01:01.14
9	5	TORDO Dimitri Canyon Factory Enduro Team		0:04:20.31	16	0:03:24.59	8	0:08:23.28	29	0:07:18.79	5	0:04:48.55	20		0:28:15.52	+0:01:04.72
10	13	WALLNER Robin Ibis Cycles Enduro Race Team		0:04:20.92	20	0:03:20.01	3	0:08:21.60	24	0:07:24.08	11	0:04:49.23	23		0:28:15.84	+0:01:05.04
11	11	BORGES Jose Miranda Racing Team		0:04:12.08	2	0:03:33.90	45	0:08:18.54	13	0:07:29.04	13	0:04:42.56	2		0:28:16.12	+0:01:05.32
12	52	BLENKINSOP Samuel		0:04:18.34	10	0:03:28.48	22	0:08:15.11	9	0:07:29.43	14	0:04:45.12	9		0:28:16.48	+0:01:05.68
13	1	HILL Samuel Chain Reaction Cycles Mavic		0:04:13.21	4	0:03:30.16	29	0:08:19.92	18	0:07:31.26	22	0:04:44.01	8		0:28:18.56	+0:01:07.76

RESULTS OVERALL

Pos	Plate	Name Team	Nat EWS number	Stage 1	Pos	Stage 2	Pos	Stage 3	Pos	Stage 4Q	Pos	Stage 5	Pos	Penalties	Time	Gap
MEN																
14	30	GARAY TAMAYO Iago Santa Cruz		0:04:20.44	19	0:03:22.67	4	0:08:20.18	19	0:07:31.78	24	0:04:46.86	13		0:28:21.93	+0:01:11.13
15	15	MASTERS Edward Pivot Factory Racing		0:04:18.53	12	0:03:28.06	19	0:08:20.92	22	0:07:26.84	12	0:04:48.10	19		0:28:22.45	+0:01:11.65
16	6	CALLAGHAN Gregory Cube Action Team		0:04:20.37	18	0:03:24.41	7	0:08:16.25	11	0:07:34.50	34	0:04:49.50	25		0:28:25.03	+0:01:14.23
17	14	JOHANSEN Zakarias Cube Action Team		0:04:13.20	3	0:03:25.00	9	0:08:18.76	14	0:07:39.67	43	0:04:49.30	24		0:28:25.93	+0:01:15.13
18	8	SCOTT Mark Santa Cruz		0:04:17.76	8	0:03:37.39	60	0:08:22.59	27	0:07:22.97	10	0:04:47.38	15		0:28:28.09	+0:01:17.29
19	16	CUNNINGHAM Ruaridh Trek Factory Racing		0:04:15.19	6	0:03:40.72	68	0:08:19.49	16	0:07:29.86	16	0:04:43.20	5		0:28:28.46	+0:01:17.66
20	44	WALKER Matthew Pivot Factory Racing		0:04:18.13	9	0:03:30.17	30	0:08:22.53	26	0:07:30.39	19	0:04:47.99	18		0:28:29.21	+0:01:18.41
21	46	STUTTARD Mathew		0:04:18.83	14	0:03:27.07	16	0:08:25.85	30	0:07:34.28	33	0:04:46.12	11		0:28:32.15	+0:01:21.35
22	29	CARLSON Joshua Giant Factory Off-Road Team		0:04:23.80	30	0:03:28.08	20	0:08:19.27	15	0:07:32.41	26	0:04:53.26	34		0:28:36.82	+0:01:26.02
23	26	CHAPUIS Maxime Specialized Racing Team		0:04:21.50	22	0:03:28.60	23	0:08:26.83	32	0:07:33.21	30	0:04:48.88	21		0:28:39.02	+0:01:28.22
24	76	SELF Daniel		0:04:23.33	27	0:03:32.30	36	0:08:13.12	6	0:07:35.10	36	0:04:57.48	43		0:28:41.33	+0:01:30.53
25	47	KELLEY Cody		0:04:26.03	42	0:03:34.78	48	0:08:20.59	20	0:07:29.75	15	0:04:52.08	32		0:28:43.23	+0:01:32.43
26	32	WILDHABER Gustav Cube Action Team		0:04:34.61	64	0:03:32.75	38	0:08:19.83	17	0:07:29.90	17	0:04:46.79	12		0:28:43.88	+0:01:33.08
27	31	BURNS CONTRERAS Pedro Trek Factory Racing		0:04:22.79	26	0:03:27.24	17	0:08:32.44	48	0:07:31.47	23	0:04:50.54	29		0:28:44.48	+0:01:33.68



RESULTS OVERALL

Pos	Plate	Name Team	Nat EWS number	Stage 1	Pos	Stage 2	Pos	Stage 3	Pos	Stage 4Q	Pos	Stage 5	Pos	Penalties	Time	Gap
MEN																
28	19	BARELLI Yoann		0:04:22.39	24	0:03:30.87	33	0:08:30.08	40	0:07:31.99	25	0:04:49.92	26		0:28:45.25	+0:01:34.45
29	25	GALY Theo		0:04:33.52	62	0:03:32.20	34	0:08:28.81	36	0:07:33.09	28	0:04:43.08	4		0:28:50.70	+0:01:39.90
30	22	NEER Shawn Yeti / Fox Shox Factory Team		0:04:25.26	38	0:03:26.37	13	0:08:33.04	49	0:07:34.68	35	0:04:53.54	35		0:28:52.89	+0:01:42.09
31	66	EISWALD Carson Yeti / Fox Shox Factory DEVO Race Team		0:04:29.92	50	0:03:27.77	18	0:08:21.14	23	0:07:38.11	41	0:04:57.60	44		0:28:54.54	+0:01:43.74
32	38	CURE Alexandre Miranda Racing Team		0:04:24.86	35	0:03:33.53	42	0:08:26.87	33	0:07:33.66	32	0:04:56.23	40		0:28:55.15	+0:01:44.35
33	53	HEAP Elliott Chain Reaction Cycles Mavic		0:04:25.54	39	0:03:33.01	41	0:08:29.13	37	0:07:38.03	40	0:04:50.41	27		0:28:56.12	+0:01:45.32
34	61	VERNER Rhys Kona Factory Team		0:04:27.52	45	0:03:33.55	43	0:08:23.01	28	0:07:33.06	27	0:04:59.47	52		0:28:56.61	+0:01:45.81
35	62	FEARON Connor Kona Factory Team		0:04:23.65	29	0:03:35.46	53	0:08:30.67	43	0:07:36.32	38	0:04:54.43	36		0:29:00.53	+0:01:49.73
36	54	BRON Kilian Intense Mavic Collective		0:04:18.40	11	0:03:33.71	44	0:08:30.35	41	0:07:48.42	56	0:04:51.73	30		0:29:02.61	+0:01:51.81
37	24	JOHNSON Leigh Pole Enduro Race Team		0:04:25.96	41	0:03:39.22	63	0:08:29.56	38	0:07:33.57	31	0:04:54.58	37		0:29:02.89	+0:01:52.09
38	23	OSBORNE Marco		0:04:22.75	25	0:03:51.30	91	0:08:27.17	34	0:07:29.90	17	0:04:51.81	31		0:29:02.93	+0:01:52.13
39	55	TRABAC Theotim Commencal Vallnord Enduro Racing Team		0:04:22.12	23	0:03:32.30	36	0:08:35.72	52	0:07:36.13	37	0:04:58.29	48		0:29:04.56	+0:01:53.76
40	10	DENIAUD Youn Giant Factory Off-Road Team		0:04:18.88	15	0:03:30.59	32	0:08:30.64	42	0:07:43.68	47	0:05:02.18	59		0:29:05.97	+0:01:55.17
41	17	LAPEYRIE Thomas Orbea Enduro Team		0:04:24.07	32	0:03:29.77	26	0:08:37.01	56	0:07:40.96	44	0:04:58.10	46		0:29:09.91	+0:01:59.11















RESULTS OVERALL

Pos	Plate	Name Team	Nat EWS number	Stage 1	Pos	Stage 2	Pos	Stage 3	Pos	Stage 4Q	Pos	Stage 5	Pos	Penalties	Time	Gap
MEN																
42	89	MCCORMICK Connor		0:04:33.51	61	0:03:28.64	24	0:08:29.80	39	0:07:30.89	20	0:05:12.34	80		0:29:15.18	+0:02:04.38
43	49	PANOZZO Chris		0:04:26.99	44	0:03:36.35	56	0:08:30.76	44	0:07:41.69	45	0:04:59.65	55		0:29:15.44	+0:02:04.64
44	43	LUTHI Patrick		0:04:28.47	47	0:03:49.61	87	0:08:31.14	45	0:07:33.17	29	0:04:54.87	38		0:29:17.26	+0:02:06.46
45	36	TEXTOR Christian		0:04:38.08	70	0:03:28.40	21	0:08:31.54	46	0:07:54.77	66	0:04:47.46	16		0:29:20.25	+0:02:09.45
46	28	VEZINA Mckay Giant Factory Off-Road Team		0:04:30.44	54	0:03:32.91	39	0:08:33.74	50	0:07:44.13	49	0:04:59.06	51		0:29:20.28	+0:02:09.48
47	57	DAVIS Jubal Yeti / Fox Shox Factory DEVO Race Team		0:04:23.55	28	0:03:26.64	15	0:08:36.36	53	0:07:51.62	60	0:05:03.61	61		0:29:21.78	+0:02:10.98
48	56	PESENTI Marcello		0:04:30.86	57	0:03:34.79	49	0:08:26.55	31	0:07:38.98	42	0:05:11.46	76		0:29:22.64	+0:02:11.84
49	51	SHAW Samuel BBCL NZ Arapi Enduro Team		0:04:39.39	75	0:03:46.92	81	0:08:22.41	25	0:07:30.89	20	0:05:03.32	60		0:29:22.93	+0:02:12.13
50	45	GRANT Kelan Chain Reaction Cycles Mavic		0:04:23.88	31	0:03:30.07	28	0:08:44.02	72	0:07:53.40	64	0:04:52.90	33		0:29:24.27	+0:02:13.47
51	50	CALLAGHAN Killian Specialized Racing Team		0:04:33.00	60	0:03:30.43	31	0:08:31.90	47	0:07:51.57	59	0:04:58.21	47		0:29:25.11	+0:02:14.31
52	68	CHIANG Dan Sheng-Shan		0:04:34.57	63	0:03:36.79	58	0:08:42.13	66	0:07:36.61	39	0:05:00.89	56		0:29:30.99	+0:02:20.19
53	18	BUCHANAN Lewis Ibis Cycles Enduro Race Team		0:04:28.21	46	0:03:29.07	25	0:08:45.41	74	0:07:56.00	68	0:04:56.37	41		0:29:35.06	+0:02:24.26
54	95	MCDOWELL Nigel		0:04:35.80	66	0:03:34.29	46	0:08:20.71	21	0:07:52.53	62	0:05:12.93	81		0:29:36.26	+0:02:25.46
55	37	GAILLOT Baptiste E*13 URGE bp Enduro Team		0:04:39.69	78	0:03:32.28	35	0:08:42.28	67	0:07:44.93	50	0:04:57.64	45		0:29:36.82	+0:02:26.02















RESULTS OVERALL

Pos	Plate	Name Team	Nat EWS number	Stage 1	Pos	Stage 2	Pos	Stage 3	Pos	Stage 4Q	Pos	Stage 5	Pos	Penalties	Time	Gap
MEN																
56	107	BOOKER Dan		0:04:36.40	67	0:03:41.46	71	0:08:41.25	61	0:07:46.65	54	0:04:55.51	39		0:29:41.27	+0:02:30.47
57	34	DAILLY Adrien Team Lapierre		0:04:20.34	17	0:03:53.90	93	0:08:43.65	69	0:07:47.03	55	0:04:57.45	42		0:29:42.37	+0:02:31.57
58	65	MCMILLAN David		0:04:24.21	33	0:03:32.91	39	0:08:52.80	84	0:07:53.05	63	0:04:59.57	53		0:29:42.54	+0:02:31.74
59	73	GIBBS Guy		0:04:36.73	69	0:03:45.83	79	0:08:38.79	58	0:07:43.71	48	0:04:59.62	54		0:29:44.68	+0:02:33.88
60	106	JONES Carl		0:04:41.97	84	0:03:34.85	50	0:08:40.55	59	0:07:45.02	51	0:05:04.82	63		0:29:47.21	+0:02:36.41
61	42	SANTOS Dillon		0:04:29.62	48	0:03:35.41	52	0:08:28.58	35	0:08:13.53	84	0:05:02.08	58		0:29:49.22	+0:02:38.42
62	72	WILLIAMS Robert		0:04:41.01	81	0:03:35.08	51	0:08:41.71	62	0:07:46.60	53	0:05:04.94	65		0:29:49.34	+0:02:38.54
63	41	TORRALBA GARASA Gabriel Orbea Enduro Team		0:04:32.32	59	0:03:48.82	85	0:08:35.12	51	0:07:49.00	57	0:05:04.18	62		0:29:49.44	+0:02:38.64
64	78	FORBES Benjamin		0:04:34.90	65	0:03:38.39	61	0:08:36.98	55	0:07:42.81	46	0:05:17.13	89		0:29:50.21	+0:02:39.41
65	48	LEYEN Max		0:04:30.85	56	0:03:47.47	82	0:08:36.88	54	0:07:52.27	61	0:05:05.81	67		0:29:53.28	+0:02:42.48
66	59	PROCHYRA Jordan		0:04:30.14	53	0:03:36.07	54	0:08:47.59	77	0:07:59.61	71	0:05:02.07	57		0:29:55.48	+0:02:44.68
67	85	FRESQUET Axel		0:04:31.50	58	0:03:36.24	55	0:08:49.35	80	0:07:54.49	65	0:05:04.97	66		0:29:56.55	+0:02:45.75
68	71	HARVEY Loui		0:04:30.12	52	0:03:41.05	69	0:08:43.99	71	0:07:56.92	69	0:05:08.10	70		0:30:00.18	+0:02:49.38
69	60	WOLFE Daniel		0:04:39.53	76	0:03:38.81	62	0:08:43.81	70	0:07:49.72	58	0:05:10.46	75		0:30:02.33	+0:02:51.53


RESULTS OVERALL

Pos	Plate	Name Team	Nat EWS number	Stage 1	Pos	Stage 2	Pos	Stage 3	Pos	Stage 4Q	Pos	Stage 5	Pos	Penalties	Time	Gap
MEN																
70	84	LEBERT Alexis		0:04:38.38	72	0:03:36.62	57	0:08:45.85	76	0:07:46.54	52	0:05:16.61	88		0:30:04.00	+0:02:53.20
71	94	LOMBARDI Matt		0:04:30.59	55	0:03:44.14	77	0:08:41.94	63	0:08:06.49	75	0:05:06.21	68		0:30:09.37	+0:02:58.57
72	91	BENNETT Kieran		0:04:36.66	68	0:03:39.47	64	0:08:38.34	57	0:08:07.04	76	0:05:13.77	83		0:30:15.28	+0:03:04.48
73	64	MUDD Graeme		0:04:29.67	49	0:03:41.40	70	0:08:41.94	63	0:08:23.58	89	0:04:58.74	50		0:30:15.33	+0:03:04.53
74	112	MADSEN Reuben		0:04:41.16	82	0:03:39.92	65	0:08:41.10	60	0:08:05.89	74	0:05:18.28	90		0:30:26.35	+0:03:15.55
75	79	CAVAYE Andrew		0:04:30.02	51	0:03:47.89	83	0:08:51.65	82	0:08:07.18	77	0:05:11.56	77		0:30:28.30	+0:03:17.50
76	88	LEUTTON Ryan		0:04:43.98	86	0:03:42.69	74	0:08:48.14	78	0:08:09.91	79	0:05:10.41	74		0:30:35.13	+0:03:24.33
77	82	ROBERTS Phil		0:04:41.82	83	0:03:44.74	78	0:08:45.58	75	0:08:10.45	80	0:05:15.58	86		0:30:38.17	+0:03:27.37
78	77	SAMPSON Tom		0:04:40.12	80	0:03:49.70	88	0:08:54.24	85	0:07:57.49	70	0:05:19.21	93		0:30:40.76	+0:03:29.96
79	40	KANGAS Alexander		0:04:44.96	88	0:03:40.03	66	0:08:56.55	87	0:08:12.18	82	0:05:08.13	71		0:30:41.85	+0:03:31.05
80	83	LEFRANCOIS Jonathan		0:05:16.66	102	0:03:44.03	76	0:08:41.99	65	0:07:55.90	67	0:05:07.06	69		0:30:45.64	+0:03:34.84
81	86	MEIER Jonas		0:04:39.56	77	0:03:45.94	80	0:08:56.36	86	0:08:10.54	81	0:05:15.59	87		0:30:47.99	+0:03:37.19
82	99	MOIR Bruce		0:04:38.52	74	0:03:41.55	72	0:08:44.67	73	0:08:21.04	88	0:05:22.64	96		0:30:48.42	+0:03:37.62
83	70	HALL James		0:04:38.45	73	0:03:42.56	73	0:08:57.55	88	0:08:08.64	78	0:05:22.48	95		0:30:49.68	+0:03:38.88



RESULTS OVERALL

Pos	Plate	Name Team	Nat EWS number	Stage 1	Pos	Stage 2	Pos	Stage 3	Pos	Stage 4Q	Pos	Stage 5	Pos	Penalties	Time	Gap
MEN																
84	108	BROWNLIE Samuel		0:04:45.34	89	0:03:48.71	84	0:09:04.30	91	0:08:12.32	83	0:05:04.86	64		0:30:55.53	+0:03:44.73
85	87	MAUD David		0:04:54.74	93	0:03:55.41	96	0:08:48.60	79	0:08:03.83	73	0:05:13.85	84		0:30:56.43	+0:03:45.63
86	92	OLIVER Craig		0:04:40.10	79	0:03:36.99	59	0:09:23.32	100	0:08:01.09	72	0:05:21.04	94		0:31:02.54	+0:03:51.74
87	80	GEANKOPLIS Evan		0:04:42.70	85	0:03:40.52	67	0:08:43.54	68	0:09:00.07	101	0:04:58.52	49		0:31:05.35	+0:03:54.55
88	96	RENNIE James		0:04:48.58	91	0:03:42.90	75	0:08:51.66	83	0:08:29.63	92	0:05:24.08	97		0:31:16.85	+0:04:06.05
89	97	RYAN Cameron		0:04:44.83	87	0:03:57.30	98	0:09:00.28	89	0:08:17.17	86	0:05:18.95	92		0:31:18.53	+0:04:07.73
90	93	HORNQVIST Adrian		0:04:57.71	95	0:03:53.97	94	0:09:00.79	90	0:08:19.62	87	0:05:09.03	72		0:31:21.12	+0:04:10.32
91	103	POWELL Jordan		0:04:46.81	90	0:03:52.55	92	0:09:07.38	94	0:08:25.87	91	0:05:12.17	79		0:31:24.78	+0:04:13.98
92	67	BROWN Torsenn		0:04:38.28	71	0:03:50.54	90	0:09:04.87	92	0:08:48.02	99	0:05:10.12	73		0:31:31.83	+0:04:21.03
93	90	CODNER Mitchell		0:05:01.02	97	0:03:55.25	95	0:08:50.68	81	0:08:45.52	98	0:05:14.16	85		0:31:46.63	+0:04:35.83
94	102	WILSON Daniel		0:04:53.23	92	0:03:56.06	97	0:09:05.56	93	0:08:33.82	93	0:05:18.90	91		0:31:47.57	+0:04:36.77
95	101	DAVE HABICHT		0:05:09.11	101	0:03:50.43	89	0:09:19.64	99	0:08:15.45	85	0:05:13.08	82		0:31:47.71	+0:04:36.91
96	69	THEW Trevor		0:05:25.80	103	0:03:49.22	86	0:09:15.51	96	0:08:24.05	90	0:05:11.89	78		0:32:06.47	+0:04:55.67
97	109	NAGATA Junya		0:05:03.56	98	0:03:58.04	99	0:09:14.36	95	0:08:34.67	94	0:05:26.93	99		0:32:17.56	+0:05:06.76

RESULTS OVERALL

Pos	Plate	Name Team	Nat EWS number	Stage 1	Pos	Stage 2	Pos	Stage 3	Pos	Stage 4Q	Pos	Stage 5	Pos	Penalties	Time	Gap
MEN																
98	104	III AMIGO Gabriel		0:05:04.03	99	0:03:58.65	101	0:09:18.97	98	0:08:38.69	95	0:05:25.39	98		0:32:25.73	+0:05:14.93
99	110	HINDS Chris		0:05:08.44	100	0:04:02.44	102	0:09:18.92	97	0:08:43.95	97	0:05:27.08	100		0:32:40.83	+0:05:30.03
100	105	ANDERSON Tom		0:04:57.38	94	0:03:58.24	100	0:09:40.58	102	0:08:48.15	100	0:05:49.90	101		0:33:14.25	+0:06:03.45
101	100	RIDGE Callan		0:04:59.95	96	0:04:20.13	103	0:09:34.36	101	0:08:39.80	96	0:05:50.00	102		0:33:24.24	+0:06:13.44
102	27	NATION Joseph Pole Enduro Race Team		0:04:24.45	34	0:03:30.02	27	0:08:08.95	3	0:14:56.23	102	0:04:47.19	14		0:35:46.84	+0:08:36.04
DNF	75	KOEN Matthew		0:04:26.61	43	0:03:34.57	47	0:17:49.33	103							
MEN Master 40+																
1	701	AMOUR Karim Miranda Racing Team		<u>0:04:40.30</u>	<u>1</u>	<u>0:03:41.73</u>	<u>1</u>	0:09:01.50	2	<u>0:08:04.43</u>	<u>1</u>	0:05:25.49	3		0:30:53.45	
2	702	BRODERICK Michael		0:04:57.51	7	0:03:52.09	4	<u>0:08:56.20</u>	<u>1</u>	0:08:06.72	2	0:05:26.69	4		0:31:19.21	+0:00:25.76
3	706	SANTIAGO Javier		0:04:56.51	5	0:03:58.61	5	0:09:12.10	3	0:08:22.49	3	<u>0:05:21.34</u>	<u>1</u>		0:31:51.05	+0:00:57.60
4	705	BEESTON Jeffrey		0:04:50.95	2	0:03:49.49	2	0:09:13.21	4	0:08:35.18	7	0:05:31.94	8		0:32:00.77	+0:01:07.32
5	704	PAGE Nigel Chain Reaction Cycles Mavic		0:04:55.75	4	0:03:51.89	3	0:09:21.21	6	0:08:37.97	10	0:05:30.42	6		0:32:17.24	+0:01:23.79
6	715	STAFFORD Devin		0:04:57.17	6	0:04:12.28	9	0:09:20.70	5	0:08:35.62	8	0:05:23.83	2		0:32:29.60	+0:01:36.15
7	703	CIZINSKY Milan		0:05:03.98	8	0:04:04.34	7	0:09:26.80	7	0:08:36.64	9	0:05:27.23	5		0:32:38.99	+0:01:45.54






RESULTS OVERALL

Pos	Plate	Name Team	Nat EWS number	Stage 1	Pos	Stage 2	Pos	Stage 3	Pos	Stage 4Q	Pos	Stage 5	Pos	Penalties	Time	Gap
MEN Master 40+																
8	713	TARIS Mathieu		0:04:54.23	3	0:04:09.63	8	0:09:33.11	10	0:08:33.49	4	0:05:30.55	7		0:32:41.01	+0:01:47.56
9	718	CLYNE Michael		0:05:05.46	10	0:04:01.99	6	0:09:27.20	8	0:08:33.78	5	0:05:38.15	9		0:32:46.58	+0:01:53.13
10	711	BRANSTON Cain		0:05:04.13	9	0:04:21.41	13	0:09:37.64	11	0:08:34.80	6	0:05:51.82	10		0:33:29.80	+0:02:36.35
11	712	WELLMAN Garry		0:05:12.31	11	0:04:18.57	12	0:09:39.66	12	0:09:06.53	12	0:05:52.10	11		0:34:09.17	+0:03:15.72
12	708	CLARKE Brendan BBCL NZ Arapi Enduro Team		0:05:38.93	15	0:04:23.76	16	0:09:32.71	9	0:08:54.06	11	0:05:58.47	15		0:34:27.93	+0:03:34.48
13	710	MURRAY Duncan		0:05:20.21	12	0:04:16.87	10	0:09:58.93	15	0:09:08.82	13	0:05:58.57	16		0:34:43.40	+0:03:49.95
14	716	ROGERS Deane		0:05:27.66	13	0:04:21.50	14	0:09:51.09	14	0:09:26.83	15	0:05:57.87	14		0:35:04.95	+0:04:11.50
15	714	HYDE Damien		0:05:36.83	14	0:04:22.34	15	0:10:09.26	16	0:09:20.77	14	0:05:52.16	12		0:35:21.36	+0:04:27.91
16	719	POLNAU Jason		0:05:39.78	16	0:04:18.15	11	0:09:50.84	13	0:09:47.53	16	0:05:56.02	13		0:35:32.32	+0:04:38.87
DNS	707	SCOTT Byron														
DNS	717	HUGHES David														
MEN Under 21																
1	418	STONE Brady		<u>0:04:21.17</u>	<u>1</u>	0:03:37.60	9	<u>0:08:25.79</u>	<u>1</u>	0:07:41.54	3	0:04:57.84	3		0:29:03.94	
2	404	VIDAL Antoine Commencal Vallnord Enduro Racing Team		0:04:32.67	5	0:03:31.87	2	0:08:36.87	2	<u>0:07:29.87</u>	<u>1</u>	<u>0:04:55.65</u>	<u>1</u>		0:29:06.93	+0:00:02.99



RESULTS OVERALL

Pos	Plate	Name Team	Nat EWS number	Stage 1	Pos	Stage 2	Pos	Stage 3	Pos	Stage 4Q	Pos	Stage 5	Pos	Penalties	Time	Gap
MEN Under 21																
3	405	HARTENSTERN Max		0:04:25.81	3	<u>0:03:31.13</u>	1	0:08:41.69	6	0:07:40.30	2	0:04:56.53	2		0:29:15.46	+0:00:11.52
4	401	SECONDI Nathan		0:04:24.49	2	0:03:37.19	7	0:08:41.37	5	0:07:59.45	9	0:04:58.70	5		0:29:41.20	+0:00:37.26
5	424	HEINIGER Nils		0:04:34.35	7	0:03:39.69	11	0:08:39.75	3	0:07:48.75	6	0:04:59.06	6		0:29:41.60	+0:00:37.66
6	403	BLAHA Vojtech		0:04:36.23	9	0:03:40.66	13	0:08:45.39	10	0:07:46.71	5	0:04:58.41	4		0:29:47.40	+0:00:43.46
7	419	KYME Roly		0:04:37.94	12	0:03:36.22	6	0:08:43.35	8	0:07:51.07	7	0:05:00.25	7		0:29:48.83	+0:00:44.89
8	416	AGURTO Felipe		0:04:36.93	10	0:03:33.19	3	0:08:44.98	9	0:07:55.03	8	0:05:00.64	8		0:29:50.77	+0:00:46.83
9	408	WOOLLEY Kasper		0:04:37.08	11	0:03:36.05	5	0:08:40.08	4	0:07:45.39	4	0:05:19.80	16		0:29:58.40	+0:00:54.46
10	413	MCILROY Benjamin		0:04:39.60	14	0:03:37.20	8	0:08:51.14	14	0:07:59.53	10	0:05:07.28	9		0:30:14.75	+0:01:10.81
11	402	NASON Duncan Yeti / Fox Shox Factory Team		0:04:32.84	6	0:03:48.86	17	0:08:45.51	11	0:08:11.57	13	0:05:17.10	14		0:30:35.88	+0:01:31.94
12	412	BEAN Nicolas		0:04:40.71	16	0:03:35.20	4	0:08:48.89	12	0:08:12.99	14	0:05:22.27	17		0:30:40.06	+0:01:36.12
13	414	TOOKE Jacob		0:04:39.85	15	0:03:48.10	16	0:08:51.66	15	0:08:11.04	12	0:05:12.20	11		0:30:42.85	+0:01:38.91
14	410	WILSON Tom		0:04:35.61	8	0:03:40.65	12	0:08:57.86	16	0:08:15.62	15	0:05:14.89	13		0:30:44.63	+0:01:40.69
15	415	WALSH Sam		0:05:00.00	21	0:03:45.75	14	0:08:42.57	7	0:08:05.01	11	0:05:13.80	12		0:30:47.13	+0:01:43.19
16	417	HEWISH Jack		0:04:42.44	18	0:03:50.60	19	0:09:05.67	18	0:08:23.81	16	0:05:17.96	15		0:31:20.48	+0:02:16.54

RESULTS OVERALL

Pos	Plate	Name Team	Nat EWS number	Stage 1	Pos	Stage 2	Pos	Stage 3	Pos	Stage 4Q	Pos	Stage 5	Pos	Penalties	Time	Gap
MEN Under 21																
17	409	JONSSON Sharjah		0:04:41.18	17	0:03:49.74	18	0:09:01.52	17	0:08:24.72	17	0:05:28.45	19		0:31:25.61	+0:02:21.67
18	411	SZAYNA Erik		0:04:38.03	13	0:03:47.75	15	0:09:13.98	19	0:08:29.63	18	0:05:23.97	18		0:31:33.36	+0:02:29.42
19	423	BALLANCE Todd		0:04:32.62	4	0:03:38.09	10	0:08:51.07	13	0:09:41.39	22	0:05:10.00	10		0:31:53.17	+0:02:49.23
20	422	GREENWOOD Toby		0:04:55.79	20	0:03:56.09	21	0:09:17.43	20	0:08:45.46	19	0:05:30.25	20		0:32:25.02	+0:03:21.08
21	421	EKSTROM Jacob		0:05:07.30	22	0:03:55.96	20	0:09:40.16	21	0:08:55.68	20	0:05:44.59	21		0:33:23.69	+0:04:19.75
22	420	STEPHENS Matthew		0:04:52.13	19	0:04:07.46	22	0:09:42.22	22	0:09:14.96	21	0:05:45.01	22		0:33:41.78	+0:04:37.84
DNS	407	RICHARDSON John BBCL NZ Arapi Enduro Team														
WOMEN																
1	2	COURDURIER Isabeau Intense Mavic Collective		<u>0:04:55.06</u>	1	<u>0:03:53.46</u>	1	0:09:35.41	7	<u>0:08:30.36</u>	1	<u>0:05:14.65</u>	1		0:32:08.94	
2	302	CHARRE Morgane		0:04:55.81	2	0:03:58.32	4	<u>0:09:21.50</u>	1	0:08:43.69	6	0:05:20.67	4		0:32:19.99	+0:00:11.05
3	5	BARAONA Rebecca Ibis Cycles Enduro Race Team		0:04:57.74	3	0:03:56.14	2	0:09:23.01	2	0:08:43.18	5	0:05:20.08	2		0:32:20.15	+0:00:11.21
4	4	KOREM Noga GT Factory Racing		0:05:06.77	8	0:03:58.29	3	0:09:24.09	3	0:08:37.93	3	0:05:20.47	3		0:32:27.55	+0:00:18.61
5	6	COOK Becky Orbea Enduro Team		0:05:02.80	6	0:04:00.59	5	0:09:35.54	8	0:08:33.62	2	0:05:33.94	10		0:32:46.49	+0:00:37.55




RESULTS OVERALL

Pos	Plate	Name Team	Nat EWS number	Stage 1	Pos	Stage 2	Pos	Stage 3	Pos	Stage 4Q	Pos	Stage 5	Pos	Penalties	Time	Gap
WOMEN																
6	301	LANTHIER NADEAU Andreane Rocky Mountain/Race Face Enduro Team		0:05:10.17	11	0:04:06.69	11	0:09:29.58	5	0:08:40.52	4	0:05:28.12	5		0:32:55.08	+0:00:46.14
7	8	GEHRIG Anita Norco Twins Racing		0:05:01.71	5	0:04:05.91	10	0:09:28.28	4	0:08:54.14	7	0:05:31.10	7		0:33:01.14	+0:00:52.20
8	3	WINTON Katy Trek Factory Racing		0:04:59.71	4	0:04:01.48	6	0:09:40.64	11	0:08:57.03	8	0:05:28.17	6		0:33:07.03	+0:00:58.09
9	304	MORRISON Rae BBCL NZ Arapi Enduro Team		0:05:15.38	13	0:04:03.72	8	0:09:35.20	6	0:09:06.77	9	0:05:35.48	11		0:33:36.55	+0:01:27.61
10	305	MILLER Miranda Kona Factory Team		0:05:22.05	16	0:04:03.06	7	0:09:39.20	9	0:09:09.66	10	0:05:31.72	9		0:33:45.69	+0:01:36.75
11	303	GILL Martha		0:05:10.82	12	0:04:10.64	12	0:09:51.81	12	0:09:10.87	11	0:05:31.62	8		0:33:55.76	+0:01:46.82
12	308	CONOLLY Ella		0:05:09.84	10	0:04:15.03	14	0:09:53.71	14	0:09:13.14	13	0:05:37.15	12		0:34:08.87	+0:01:59.93
13	7	THOMA Ines Canyon Factory Enduro Team		0:05:06.51	7	0:04:05.39	9	0:09:39.58	10	0:09:33.93	16	0:05:44.26	14		0:34:09.67	+0:02:00.73
14	10	GEHRIG Carolin Norco Twins Racing		0:05:08.67	9	0:04:13.91	13	0:09:57.10	15	0:09:11.82	12	0:05:38.75	13		0:34:10.25	+0:02:01.31
15	309	JONNIER Morgane		0:05:16.87	14	0:04:16.04	15	0:10:07.25	18	0:09:31.44	14	0:05:53.96	15		0:35:05.56	+0:02:56.62
16	310	FRY Rowena		0:05:19.26	15	0:04:22.80	18	0:10:07.00	17	0:09:32.29	15	0:06:02.69	16		0:35:24.04	+0:03:15.10
17	312	PICTON Leonie		0:05:28.87	17	0:04:21.76	17	0:09:58.09	16	0:09:34.85	18	0:06:04.43	18		0:35:28.00	+0:03:19.06
18	311	HILL-WRIGHT Ronja		0:06:07.04	23	0:04:28.05	19	0:09:51.82	13	0:09:34.27	17	0:06:11.64	20		0:36:12.82	+0:04:03.88

RESULTS OVERALL

Pos	Plate	Name Team	Nat EWS number	Stage 1	Pos	Stage 2	Pos	Stage 3	Pos	Stage 4Q	Pos	Stage 5	Pos	Penalties	Time	Gap
WOMEN																
19	315	NEWELL Melissa		0:05:37.28	20	0:04:31.97	20	0:10:22.48	20	0:09:47.95	20	0:06:10.68	19		0:36:30.36	+0:04:21.42
20	314	TAYLOR Chloe		0:05:33.95	18	0:04:18.39	16	0:10:41.80	22	0:10:11.38	23	0:06:04.18	17		0:36:49.70	+0:04:40.76
21	316	PEARSON Cati		0:06:07.89	24	0:04:45.43	22	0:10:08.93	19	0:09:36.14	19	0:06:25.66	23		0:37:04.05	+0:04:55.11
22	319	MACKIE Lucy		0:05:36.95	19	0:04:50.72	23	0:10:32.07	21	0:10:02.25	22	0:06:28.51	24		0:37:30.50	+0:05:21.56
23	306	WIEDENROTH Sofia Cube Action Team		0:06:04.47	22	0:04:55.65	24	0:10:47.76	23	0:09:55.87	21	0:06:12.75	21		0:37:56.50	+0:05:47.56
24	307	FLOOD Shelly Kona Factory Team		0:06:03.87	21	0:04:38.92	21	0:11:01.23	24	0:12:12.88	25	0:06:23.50	22		0:40:20.40	+0:08:11.46
25	318	LAWTON Abigale		0:06:20.79	25	0:05:32.28	26	0:11:43.54	25	0:11:38.66	24	0:07:13.25	26		0:42:28.52	+0:10:19.58
26	317	ENLUND Jess		0:06:24.71	26	0:05:22.34	25	0:11:57.70	26	0:12:27.44	26	0:06:45.82	25		0:42:58.01	+0:10:49.07
DNS	9	ESPINEIRA HERREROS Florencia														
WOMEN Master 35+																
1	602	PAULIN Louise		<u>0:05:26.96</u>	1	<u>0:04:24.16</u>	1	<u>0:09:59.12</u>	1	<u>0:09:21.88</u>	1	<u>0:05:56.00</u>	1		0:35:08.12	
2	605	WILSON Renee		0:05:45.88	2	0:04:25.90	2	0:10:22.07	2	0:09:50.62	2	0:06:15.14	2		0:36:39.61	+0:01:31.49
3	604	BLOMFIELD Melanie		0:06:43.55	5	0:05:11.06	3	0:10:49.61	3	0:10:08.04	3	0:06:41.11	3		0:39:33.37	+0:04:25.25
4	601	MCCONNELOUG Mary		0:06:35.27	4	0:05:14.16	4	0:11:41.40	4	0:11:22.95	4	0:07:11.35	5		0:42:05.13	+0:06:57.01

RESULTS OVERALL

Pos	Plate	Name Team	Nat EWS number	Stage 1	Pos	Stage 2	Pos	Stage 3	Pos	Stage 4Q	Pos	Stage 5	Pos	Penalties	Time	Gap
WOMEN Master 35+																
5	603	GANE Michelle		0:06:29.21	3	0:05:55.88	5	0:15:04.03	5	0:12:03.89	5	0:06:51.91	4		0:46:24.92	+0:11:16.80
WOMEN Under 21																
1	502	HARRIS Fenella		<u>0:06:04.51</u>	1	<u>0:04:42.59</u>	1	<u>0:10:38.93</u>	1	<u>0:10:30.16</u>	1	<u>0:06:30.74</u>	1		0:38:26.93	
2	501	NATHAN Zoe		0:06:20.19	2	0:05:19.46	2	0:11:26.29	2	0:11:09.10	2	0:06:52.82	2		0:41:07.86	+0:02:40.93
DNS	503	FLINT Isabella	