























## EWS 80 RESULTS OVERALL

Pos	Plate	Name Team	Nat EWS number	Stage 2	Pos	Stage 3	Pos	Stage 4	Pos	Stage 5	Pos	Stage 1Q	Pos	Penalties	Time	Gap
<b>EWS80   MEN</b>																
1	8018	<b>KOLLBEK Michal</b>	 POL.1984.27154	<u>0:04:20.02</u>	1	<u>0:04:08.20</u>	1	0:04:35.62	2	0:04:25.90	2	<u>0:07:12.84</u>	1		<b>0:24:42.58</b>	
2	8016	<b>BOARETTO Thiago</b>		0:04:25.55	2	0:04:10.42	2	<u>0:04:35.57</u>	1	<u>0:04:23.34</u>	1	0:07:22.83	4		<b>0:24:57.71</b>	+0:00:15.13
3	8009	<b>HOWIESON Andrew</b>		0:04:31.35	3	0:04:11.04	3	0:04:40.08	3	0:04:30.34	3	0:07:18.19	3		<b>0:25:11.00</b>	+0:00:28.42
4	8020	<b>KISZALA Bartlomiej</b>	 POL.1984.25741	0:04:36.39	4	0:04:17.45	5	0:04:40.13	4	0:04:45.51	4	0:07:13.55	2		<b>0:25:33.03</b>	+0:00:50.45
5	8010	<b>FAULKNER Thomas</b>		0:04:39.12	5	0:04:20.33	7	0:04:44.82	5	0:05:02.70	6	0:07:42.68	5		<b>0:26:29.65</b>	+0:01:47.07
6	8084	<b>COX Steven</b>		0:04:46.57	6	0:04:20.22	6	0:04:45.02	6	0:05:06.93	10	0:07:43.32	6		<b>0:26:42.06</b>	+0:01:59.48
7	8081	<b>CAIRNS Aaron</b>		0:04:56.63	11	0:04:29.32	12	0:04:56.93	13	0:05:00.25	5	0:07:45.91	7		<b>0:27:09.04</b>	+0:02:26.46
8	8027	<b>PENDREY Brent</b>		0:04:50.82	9	0:04:27.90	9	0:04:52.82	11	0:05:06.57	9	0:08:06.02	9		<b>0:27:24.13</b>	+0:02:41.55
9	8031	<b>PETERS Jeremy</b>		0:04:47.90	7	0:04:27.24	8	0:04:45.58	7	0:05:32.48	14	0:08:00.40	8		<b>0:27:33.60</b>	+0:02:51.02
10	8011	<b>MATTEEUSSEN West</b>		0:05:13.54	15	0:04:28.44	10	0:04:57.08	14	0:05:18.95	12	0:08:14.71	10		<b>0:28:12.72</b>	+0:03:30.14
11	8007	<b>FROST Brodie</b>		0:05:06.87	13	0:04:37.54	16	0:05:03.12	15	0:05:15.91	11	0:08:22.84	12		<b>0:28:26.28</b>	+0:03:43.70
12	8030	<b>STACEY Adam</b>		0:05:08.16	14	0:04:36.01	15	0:05:09.47	18	0:05:44.93	16	0:08:16.12	11		<b>0:28:54.69</b>	+0:04:12.11
13	8001	<b>CRACKNELL Oliver</b>		0:04:53.76	10	0:04:28.58	11	0:04:49.43	8	0:05:04.66	8	0:09:46.49	23		<b>0:29:02.92</b>	+0:04:20.34
14	8004	<b>MALE Joshua</b>		0:04:49.87	8	0:04:38.61	18	0:05:49.93	25	0:05:23.59	13	0:08:22.91	13		<b>0:29:04.91</b>	+0:04:22.33














## EWS 80 RESULTS OVERALL

Pos	Plate	Name Team	Nat EWS number	Stage 2	Pos	Stage 3	Pos	Stage 4	Pos	Stage 5	Pos	Stage 1Q	Pos	Penalties	Time	Gap
<b>EWS80   MEN</b>																
15	8082	ARCHER Toby		0:06:19.58	22	0:04:11.85	4	0:04:50.90	9	0:05:38.28	15	0:08:36.28	16		<b>0:29:36.89</b>	+0:04:54.31
16	8002	CRACKNELL Jackson		0:04:58.71	12	0:04:30.80	13	0:04:52.93	12	0:06:48.21	22	0:08:27.41	14		<b>0:29:38.06</b>	+0:04:55.48
17	8008	WATERS Simon		0:06:01.19	20	0:04:32.09	14	0:04:51.29	10	0:05:04.12	7	0:09:17.36	21		<b>0:29:46.05</b>	+0:05:03.47
18	8015	BOYLE Mark		0:05:24.46	16	0:04:46.88	20	0:05:12.50	19	0:06:39.20	21	0:08:59.25	18		<b>0:31:02.29</b>	+0:06:19.71
19	8005	BALL Jack		0:05:41.59	18	0:05:00.55	24	0:05:26.11	23	0:06:25.87	20	0:09:24.73	22		<b>0:31:58.85</b>	+0:07:16.27
20	8028	MASTERS Alex		0:06:42.43	25	0:04:51.76	21	0:05:21.31	21	0:06:17.06	19	0:08:54.99	17		<b>0:32:07.55</b>	+0:07:24.97
21	8080	KING Danny		0:06:09.38	21	0:04:53.60	22	0:05:24.07	22	0:06:12.79	18	0:09:08.31	20	0:05:00.00	<b>0:36:48.15</b>	+0:12:05.57
22	8021	HYDE Joshua		0:05:27.68	17	0:04:37.89	17	0:05:08.73	17	0:13:41.32	27	0:08:31.51	15		<b>0:37:27.13</b>	+0:12:44.55
23	8013	MALONEY Brant		0:06:20.80	23	0:04:57.38	23	0:05:19.41	20	0:06:52.63	23	0:09:00.13	19	0:05:00.00	<b>0:37:30.35</b>	+0:12:47.77
24	8006	BOYCE Darcy		0:06:25.72	24	0:05:04.92	25	0:05:37.80	24	0:07:59.47	24	0:10:13.43	24	0:05:00.00	<b>0:40:21.34</b>	+0:15:38.76
DNF	8033	WILLIS Duncan		0:05:43.16	19	0:04:45.22	19	0:05:07.47	16	0:05:56.91	17			0:05:00.00		
DNF	8063	TAN Amos	SGP	0:09:41.30	28	0:05:39.51	27	0:06:18.27	27	0:08:48.32	25			0:05:00.00		
DNF	8022	RUSSELL Adam		0:08:48.15	26	0:05:55.27	28	0:06:29.68	28	0:11:15.56	26			0:05:00.00		
DNF	8003	COMLEY Jacob		0:08:55.35	27	0:05:32.60	26	0:06:02.18	26					0:05:00.00		

## EWS 80 RESULTS OVERALL

Pos	Plate	Name Team	Nat EWS number	Stage 2	Pos	Stage 3	Pos	Stage 4	Pos	Stage 5	Pos	Stage 1Q	Pos	Penalties	Time	Gap
<b>EWS80   MEN</b>																
DNS	8014	KLIBBE Michael														
DNS	8019	PATTEN Matthew														
DNS	8023	WALTERS James														
DNS	8029	MARTIN Mick														
DNS	8012	PAULL Samuel														
DNS	8017	GORAJ Lukasz														
			POL.1989.26210													
DNS	8061	BIN SALLEH Mohamed Fadly	SGP													
DNS	8024	ROSSER Tim														
<b>EWS80   MEN   Master 40+</b>																
1	8044	PRICE Stephen		0:04:48.36	1	0:04:24.16	1	0:04:45.36	1	0:05:15.11	1	0:07:46.35	1		0:26:59.34	
2	8043	LEE Jacob		0:05:38.23	6	0:04:46.38	7	0:05:08.17	6	0:05:42.01	4	0:08:24.91	4		0:29:39.70	+0:02:40.36
3	8036	GYETVAY Ben		0:05:11.15	4	0:04:40.34	5	0:05:10.88	7	0:05:54.50	6	0:09:58.82	9		0:30:55.69	+0:03:56.35
4	8032	DAVIDSON Stu		0:05:45.61	7	0:04:49.05	8	0:05:16.87	9	0:06:47.29	9	0:08:30.11	5		0:31:08.93	+0:04:09.59
5	8077	LEMOND Eric		0:05:54.64	8	0:05:00.71	11	0:05:21.46	10	0:06:19.96	8	0:09:26.73	8		0:32:03.50	+0:05:04.16


## EWS 80 RESULTS OVERALL

Pos	Plate	Name Team	Nat EWS number	Stage 2	Pos	Stage 3	Pos	Stage 4	Pos	Stage 5	Pos	Stage 1Q	Pos	Penalties	Time	Gap
<b>EWS80   MEN   Master 40+</b>																
6	8079	DENOYER Paul		0:07:08.73	12	0:04:45.95	6	0:05:06.46	4	0:05:51.98	5	0:09:25.97	7		<b>0:32:19.09</b>	+0:05:19.75
7	8026	BROOKS Craig		0:07:00.16	11	0:04:54.19	9	0:05:14.01	8	0:06:10.27	7	0:09:21.45	6		<b>0:32:40.08</b>	+0:05:40.74
8	8034	WELLMAN Scott		0:04:58.88	2	0:04:32.05	4	0:05:06.49	5	0:05:41.05	3	0:08:23.63	3	0:05:00.00	<b>0:33:42.10</b>	+0:06:42.76
9	8039	MCCLINTOCK Brent		0:06:11.78	9	0:05:14.78	12	0:05:39.79	12	0:06:58.72	10	0:10:11.93	10		<b>0:34:17.00</b>	+0:07:17.66
10	8040	MILLS Duncan		0:05:37.75	5	0:04:27.68	3	0:04:56.40	3	0:07:19.34	11	0:08:06.87	2	0:05:00.00	<b>0:35:28.04</b>	+0:08:28.70
11	8037	MILLER Douglas		0:06:35.48	10	0:04:56.69	10	0:05:26.94	11	0:07:23.56	12	0:10:19.39	11	0:05:00.00	<b>0:39:42.06</b>	+0:12:42.72
DNF	8035	IMLACH Drew		0:05:06.31	3	0:04:25.30	2	0:04:53.37	2	0:05:34.85	2			0:05:00.00		
DNF	8038	COMLEY Andrew		0:09:56.62	13	0:06:04.27	13	0:07:08.48	13					0:05:00.00		
DNS	8041	SHEEHAN Luke														
<b>EWS80   MEN   Under 21</b>																
1	8048	COWLING Riley		<u>0:04:20.19</u>	<u>1</u>	<u>0:04:06.50</u>	<u>1</u>	<u>0:04:31.52</u>	<u>1</u>	<u>0:04:29.88</u>	<u>1</u>	<u>0:07:10.26</u>	<u>1</u>		<b>0:24:38.35</b>	
2	8050	MASON Lachlan		0:04:28.89	2	0:04:17.79	2	0:04:51.81	3	0:04:58.21	3	0:07:42.55	3		<b>0:26:19.25</b>	+0:01:40.90
3	8051	MCDONALD Timothy James		0:04:40.13	3	0:04:22.44	3	0:04:50.90	2	0:04:51.88	2	0:07:36.26	2		<b>0:26:21.61</b>	+0:01:43.26
4	8047	CORMACK Harry		0:06:58.67	4	0:04:34.20	4	0:05:09.47	4	0:07:28.99	4	0:08:34.68	4		<b>0:32:46.01</b>	+0:08:07.66

## EWS 80 RESULTS OVERALL

Pos	Plate	Name Team	Nat EWS number	Stage 2	Pos	Stage 3	Pos	Stage 4	Pos	Stage 5	Pos	Stage 1Q	Pos	Penalties	Time	Gap
<b>EWS80   MEN   Under 21</b>																
DNS	8049	BOOTH Blaise														
<b>EWS80   MEN   Vet 50+</b>																
1	8075	CRAFT Philip		0:05:13.02	1	0:04:31.50	1	0:04:58.38	1	0:05:41.11	1	0:08:52.49	1		0:29:16.50	
2	8066	DEHM Andrew		0:06:40.50	3	0:04:51.97	2	0:05:21.96	2	0:08:13.97	3	0:09:37.16	2		0:34:45.56	+0:05:29.06
3	8067	SHELLEY Jayson		0:09:35.73	5	0:05:15.12	3	0:05:37.85	3	0:10:51.44	4	0:10:00.00	3		0:41:20.14	+0:12:03.64
4	8065	STABB Adrian		0:09:34.16	4	0:05:54.08	5	0:06:50.55	5	0:13:22.31	5	0:10:30.00	4	0:05:00.00	0:51:11.10	+0:21:54.60
DNF	8064	ARIAVIJAYA Chandra	IDN	0:06:27.11	2	0:05:22.51	4	0:05:57.21	4	0:07:31.90	2			0:05:00.00		
DNS	8068	NELSON Anthony														
DNS	8025	CORDELL Matthew														
DNS	8062	FITRIANTO Daneth	IDN													
<b>EWS80   MEN   Youth 13-16</b>																
1	8046	STYLIANOU Tom		0:04:15.82	1	0:04:04.05	1	0:04:24.77	1	0:04:12.74	1	0:07:01.88	1		0:23:59.26	
2	8045	OXFORD Jak		0:04:24.60	2	0:04:06.78	2	0:04:31.50	2	0:04:24.05	2	0:07:05.44	2		0:24:32.37	+0:00:33.11
3	8054	SMITH Riley		0:04:40.00	3	0:04:22.50	3	0:04:48.03	3	0:04:45.81	3	0:07:24.34	3		0:26:00.68	+0:02:01.42
4	8052	BLAIR Raj		0:05:09.29	6	0:04:26.38	4	0:04:54.43	5	0:05:04.19	4	0:07:26.78	4		0:27:01.07	+0:03:01.81

## EWS 80 RESULTS OVERALL

Pos	Plate	Name Team	Nat EWS number	Stage 2	Pos	Stage 3	Pos	Stage 4	Pos	Stage 5	Pos	Stage 1Q	Pos	Penalties	Time	Gap
<b>EWS80   MEN   Youth 13-16</b>																
5	8055	BRAITHWAITE Luke		0:05:01.95	4	0:04:28.25	6	0:04:58.21	7	0:05:20.26	5	0:08:20.42	6		<b>0:28:09.09</b>	+0:04:09.83
6	8056	KEHL Alexander		0:05:12.84	8	0:04:29.13	7	0:04:57.80	6	0:06:07.04	8	0:08:14.93	5		<b>0:29:01.74</b>	+0:05:02.48
7	8053	JOHNSTONE Jesse		0:06:06.14	10	0:04:34.78	8	0:05:19.79	9	0:05:39.67	7	0:10:02.80	8		<b>0:31:43.18</b>	+0:07:43.92
8	8059	CATHCART Oliver		0:05:58.34	9	0:04:41.51	9	0:05:11.93	8	0:06:50.73	9	0:09:11.26	7	0:05:00.00	<b>0:36:53.77</b>	+0:12:54.51
9	8058	WARE Kaden		0:05:10.62	7	0:04:26.88	5	0:04:53.50	4	0:05:38.42	6	0:18:02.20	10		<b>0:38:11.62</b>	+0:14:12.36
10	8060	YOON Hyeonseong	 KOR.2003.26891	0:05:02.00	5	0:04:47.69	10	0:05:21.51	10	0:07:41.18	10	0:11:27.69	9	0:05:00.00	<b>0:39:20.07</b>	+0:15:20.81
DNS	8057	CURRAN Tom														
<b>EWS80   WOMEN   Master 35+</b>																
1	8069	NELSON Katherine		<u>0:10:39.07</u>	1	<u>0:06:07.42</u>	1	<u>0:07:20.57</u>	1	<u>0:13:59.12</u>	1	<u>0:13:44.71</u>	1	0:05:00.00	<b>0:56:50.89</b>	
DNS	8070	HAWKINS Robyn														
<b>EWS80   WOMEN   Youth 13-16</b>																
1	8074	CRAFT Sarah		<u>0:05:16.04</u>	1	<u>0:04:38.91</u>	1	<u>0:05:03.17</u>	1	<u>0:05:28.90</u>	1	<u>0:08:16.50</u>	1		<b>0:28:43.52</b>	
2	8073	SHERRIFF Taylah		0:05:49.23	3	0:04:53.85	2	0:05:20.12	2	0:06:13.40	2	0:08:49.46	2		<b>0:31:06.06</b>	+0:02:22.54
3	8076	LEMOND Isabella	 USA.2003.25766	0:05:45.80	2	0:05:14.71	5	0:05:21.65	3	0:06:46.15	3	0:09:14.78	4		<b>0:32:23.09</b>	+0:03:39.57
4	8071	HARRIS Naomie		0:07:11.00	4	0:04:57.48	3	0:05:23.54	4	0:07:24.57	4	0:09:06.72	3		<b>0:34:03.31</b>	+0:05:19.79



# EWS Shimano Enduro Tasmania

Derby, Australia  
30 March 2019



## EWS 80 RESULTS OVERALL

Pos	Plate	Name Team	Nat EWS number	Stage 2	Pos	Stage 3	Pos	Stage 4	Pos	Stage 5	Pos	Stage 1Q	Pos	Penalties	Time	Gap
<b>EWS80   WOMEN   Youth 13-16</b>																
5	8078	DENOYER Elle	AUS.2003.26840	0:07:27.91	6	0:05:04.58	4	0:05:40.36	5	0:08:25.54	5	0:10:00.69	5		<b>0:36:39.08</b>	+0:07:55.56
DNF	8072	KIRKHAM Sophie	AUS.2003.26840	0:07:18.44	5	0:06:06.00	6	0:06:29.25	6					0:05:00.00		

## EWS 80 RESULTS OVERALL

### Penalties details

#	Plate	Name	Penalty	Description	Location
1	8003	Jacob COMLEY	00:05:00	Late arrival	Derby
2	8006	Darcy BOYCE	00:05:00	Late arrival	Derby
3	8013	Brant MALONEY	00:05:00	Late arrival	Derby
4	8022	Adam RUSSELL	00:05:00	Late arrival	Derby
5	8033	Duncan WILLIS	00:05:00	Late arrival	Derby
6	8034	Scott WELLMAN	00:05:00	Late arrival	Derby
7	8035	Drew IMLACH	00:05:00	Late arrival	Derby
8	8037	Douglas MILLER	00:05:00	Late arrival	Derby
9	8038	Andrew COMLEY	00:05:00	Late arrival	Derby
10	8040	Duncan MILLS	00:05:00	Late arrival	S3
11	8059	Oliver CATHCART	00:05:00	Late arrival	S3
12	8060	Hyeonseong YOON	00:05:00	Late arrival	S3, S1, Derby
13	8063	Amos TAN	00:05:00	Late arrival	S3, Derby
14	8064	Chandra ARIAVIJAYA	00:05:00	Late arrival	S3, Derby
15	8065	Adrian STABB	00:05:00	Late arrival	S3
16	8069	Katherine NELSON	00:05:00	Late arrival	Derby
17	8072	Sophie KIRKHAM	00:05:00	Late arrival	S3
18	8080	Danny KING	00:05:00	Late arrival	Derby



## Statistics

Entries	Finished	DNF	DSQ	DNS	Countries	Weather	Temperature
82	59	8	0	15	10	Mostly cloudy	16°C

AUS	IDN	USA	RSA	SGP	KOR	NZL	BRA	POL	GBR
67	2	2	1	2	1	2	1	3	1