














## EWS 100 OVERALL RESULTS

Pos	Plate	Name Team	Nat EWS number	Stage 1Q Stage 6	Pos Pos	Stage 2	Pos	Stage 3	Pos	Stage 4	Pos	Stage 5	Pos	Penalties	Time	Gap
<b>EWS100   MEN</b>																
1	1013	NEWHAM George		0:06:28.88 0:02:25.91	1 1	0:03:56.18	1	0:04:25.49	2	0:04:21.86	2	0:04:07.64	6		<b>0:25:45.96</b>	
2	1006	MAURY Tom		0:06:39.54 0:02:38.84	2 8	0:04:00.22	2	0:04:23.61	1	0:04:21.55	1	0:04:05.97	2		<b>0:26:09.73</b>	+0:00:23.77
3	1007	PEARCE Blake		0:06:44.85 0:02:35.57	4 2	0:04:04.49	4	0:04:26.85	3	0:04:25.19	6	0:04:06.58	4		<b>0:26:23.53</b>	+0:00:37.57
4	1001	FRIEL Ben		0:06:44.25 0:02:38.70	3 5	0:04:06.12	5	0:04:32.77	10	0:04:23.28	3	0:04:05.50	1		<b>0:26:30.62</b>	+0:00:44.66
5	1027	STEPHENS Murray		0:06:46.14 0:02:42.02	6 12	0:04:09.67	8	0:04:27.32	5	0:04:24.75	5	0:04:07.38	5		<b>0:26:37.28</b>	+0:00:51.32
6	1082	VAN GILS Tyler		0:06:53.95 0:02:38.75	11 7	0:04:02.40	3	0:04:33.72	11	0:04:26.85	7	0:04:06.14	3		<b>0:26:41.81</b>	+0:00:55.85
7	1054	BURKE Jason		0:06:49.40 0:02:37.07	8 4	0:04:12.36	11	0:04:28.15	6	0:04:24.68	4	0:04:12.58	8		<b>0:26:44.24</b>	+0:00:58.28
8	1070	MCDONALD Joshua		0:06:46.84 0:02:36.73	7 3	0:04:08.75	6	0:04:32.32	8	0:04:27.71	8	0:04:14.56	10		<b>0:26:46.91</b>	+0:01:00.95
9	1002	HAYDEN Teddy		0:06:45.07 0:02:43.70	5 16	0:04:11.51	10	0:04:27.14	4	0:04:34.37	18	0:04:12.98	9		<b>0:26:54.77</b>	+0:01:08.81
10	1011	HALLAM Daniel		0:06:56.06 0:02:41.17	13 9	0:04:09.66	7	0:04:32.45	9	0:04:30.13	11	0:04:11.45	7		<b>0:27:00.92</b>	+0:01:14.96
11	1004	HOLOWKO Alex		0:06:50.36 0:02:45.47	9 18	0:04:34.94	29	0:04:31.69	7	0:04:29.13	10	0:04:18.69	14		<b>0:27:30.28</b>	+0:01:44.32
12	1065	O'HARE Jack		0:07:05.51 0:02:38.73	19 6	0:04:14.86	12	0:04:44.89	24	0:04:31.85	14	0:04:14.85	11		<b>0:27:30.69</b>	+0:01:44.73
13	1050	CALOW Dylan		0:07:07.80 0:02:42.09	20 13	0:04:17.21	14	0:04:42.43	16	0:04:28.89	9	0:04:17.63	13		<b>0:27:36.05</b>	+0:01:50.09
14	1053	FINLAY Chris		0:07:00.51 0:02:41.64	18 11	0:04:09.93	9	0:04:38.21	13	0:04:30.39	12	0:04:40.94	26		<b>0:27:41.62</b>	+0:01:55.66













## EWS 100 OVERALL RESULTS

Pos	Plate	Name Team	Nat EWS number	Stage 1Q Stage 6	Pos Pos	Stage 2	Pos	Stage 3	Pos	Stage 4	Pos	Stage 5	Pos	Penalties	Time	Gap
<b>EWS100   MEN</b>																
15	1016	HURLEY Joshua		0:06:59.71 0:02:49.25	17 22	0:04:18.49	15	0:04:44.41	23	0:04:35.30	21	0:04:21.79	16		<b>0:27:48.95</b>	+0:02:02.99
16	1012	REIBELT Harrison	 AUS.1995.27303	0:06:56.85 0:02:53.43	14 28	0:04:26.42	23	0:04:40.90	14	0:04:38.44	27	0:04:27.12	17		<b>0:28:03.16</b>	+0:02:17.20
17	1018	HOFMAN Robert	 AUS.1997.25784	0:06:57.88 0:02:41.37	16 10	0:04:20.31	16	0:04:34.22	12	0:05:14.86	50	0:04:16.79	12		<b>0:28:05.43</b>	+0:02:19.47
18	1067	LAUDER Bradley	 NZL.1985.27531	0:07:11.81 0:02:46.55	23 20	0:04:22.76	19	0:04:42.77	17	0:04:37.46	25	0:04:30.15	18		<b>0:28:11.50</b>	+0:02:25.54
19	1063	TUCKER Nathan	 NZL.1996.23121	0:07:14.21 0:02:49.59	26 23	0:04:22.91	20	0:04:42.93	18	0:04:35.54	22	0:04:34.61	20		<b>0:28:19.79</b>	+0:02:33.83
20	1009	STAUDE Francis	 AUS.1991.25333	0:07:11.38 0:02:50.75	22 26	0:04:25.61	22	0:04:45.94	26	0:04:30.42	13	0:04:36.18	22		<b>0:28:20.28</b>	+0:02:34.32
21	1058	SORLEY Michael	 AUS.1991.25333	0:07:10.24 0:02:49.73	21 24	0:04:33.34	28	0:04:43.17	19	0:04:36.00	23	0:04:33.99	19		<b>0:28:26.47</b>	+0:02:40.51
22	1048	HEALY Conner	 AUS.1993.26144	0:07:12.12 0:02:47.69	24 21	0:04:22.09	18	0:04:53.44	34	0:04:37.68	26	0:04:36.00	21		<b>0:28:29.02</b>	+0:02:43.06
23	1029	HALSHAW Chris		0:07:14.01 0:02:55.75	25 30	0:04:24.88	21	0:04:47.47	28	0:04:33.27	16	0:04:37.36	23		<b>0:28:32.74</b>	+0:02:46.78
24	1019	RAUSCH James	 AUS.1997.24506	0:07:19.02 0:02:50.17	27 25	0:04:29.49	26	0:04:43.35	20	0:04:34.82	20	0:04:46.98	31		<b>0:28:43.83</b>	+0:02:57.87
25	1052	NUNES Marcell	 BRA.1987.26456	0:07:19.67 0:02:50.77	28 27	0:04:32.46	27	0:04:54.56	35	0:04:39.01	28	0:04:42.73	28		<b>0:28:59.20</b>	+0:03:13.24
26	1083	LEWIS Aidan	 AUS.1997.24506	0:06:57.28 0:02:43.85	15 17	0:05:16.91	48	0:04:44.31	22	0:04:33.95	17	0:04:43.22	29		<b>0:28:59.52</b>	+0:03:13.56
27	1043	HELLEMAN Tom	 AUS.1997.24506	0:07:25.27 0:02:54.84	31 29	0:04:39.91	34	0:04:52.06	32	0:04:40.28	29	0:04:37.79	24		<b>0:29:10.15</b>	+0:03:24.19
28	1020	PITT Lucas	 AUS.1992.21530	0:07:23.48 0:02:59.71	30 34	0:04:39.90	33	0:04:51.45	31	0:04:43.80	35	0:04:53.03	35		<b>0:29:31.37</b>	+0:03:45.41














## EWS 100 OVERALL RESULTS

Pos	Plate	Name Team	Nat EWS number	Stage 1Q Stage 6	Pos Pos	Stage 2	Pos	Stage 3	Pos	Stage 4	Pos	Stage 5	Pos	Penalties	Time	Gap
<b>EWS100   MEN</b>																
29	1045	DE JAGER Aden	 AUS.1988.27696	0:07:26.62 0:02:56.30	33 31	0:04:38.75	31	0:04:47.10	27	0:04:33.14	15	0:05:15.34	41		<b>0:29:37.25</b>	+0:03:51.29
30	1059	LIM Sangmok	 KOR.1988.24523	0:07:34.90 0:02:59.58	37 33	0:04:40.25	35	0:05:03.18	42	0:04:45.63	36	0:04:39.34	25		<b>0:29:42.88</b>	+0:03:56.92
31	1008	LEECH Dave	 AUS.1988.27696	0:07:37.00 0:03:01.47	38 37	0:04:44.20	37	0:04:50.17	29	0:04:43.32	34	0:04:50.23	32		<b>0:29:46.39</b>	+0:04:00.43
32	1047	RICHARDS Bromley	 AUS.1984.25265	0:07:33.63 0:02:56.40	35 32	0:04:39.15	32	0:05:01.91	41	0:04:47.26	37	0:04:50.49	33		<b>0:29:48.84</b>	+0:04:02.88
33	1010	TOLCZYK Joe	 AUS.1984.25265	0:07:34.30 0:03:00.96	36 35	0:04:35.84	30	0:04:56.53	37	0:04:47.74	38	0:04:56.12	36		<b>0:29:51.49</b>	+0:04:05.53
34	1056	FERGUSON Alex	 AUS.1984.25265	0:07:59.16 0:03:13.81	46 43	0:04:46.18	39	0:04:50.92	30	0:04:40.28	29	0:04:51.03	34		<b>0:30:21.38</b>	+0:04:35.42
35	1042	MILLER Rowan	 AUS.1984.25265	0:07:55.06 0:03:05.48	44 38	0:04:40.81	36	0:05:04.03	43	0:04:42.60	33	0:05:01.68	37		<b>0:30:29.66</b>	+0:04:43.70
36	1049	GOODSELL Jervis	 AUS.1992.26133	0:07:25.34 0:02:42.13	32 14	0:06:20.55	54	0:04:45.62	25	0:04:36.99	24	0:04:46.16	30		<b>0:30:36.79</b>	+0:04:50.83
37	1046	WALKER Joel	 AUS.1988.23555	0:07:41.21 0:03:05.55	40 39	0:04:45.33	38	0:04:55.28	36	0:05:14.57	49	0:05:04.49	38		<b>0:30:46.43</b>	+0:05:00.47
38	1030	WRIGHT Leigh	 AUS.1988.23555	0:07:50.99 0:03:09.40	43 40	0:04:57.19	44	0:05:11.07	47	0:05:00.59	46	0:05:07.07	39		<b>0:31:16.31</b>	+0:05:30.35
39	1074	ADAMS Phillip	 AUS.1988.23555	0:07:40.50 0:03:11.59	39 41	0:05:23.63	51	0:04:57.53	38	0:04:51.72	41	0:05:12.60	40		<b>0:31:17.57</b>	+0:05:31.61
40	1024	MARTOS GARRIDO Antonio	 ESP.1987.25091	0:07:42.58 0:03:13.18	41 42	0:05:15.76	47	0:05:00.28	40	0:04:52.11	42	0:05:17.59	43		<b>0:31:21.50</b>	+0:05:35.54
41	1071	ARCHIE Anthony	 AUS.1981.24518	0:07:59.72 0:03:19.05	47 45	0:05:07.71	46	0:05:10.07	46	0:04:54.44	43	0:05:17.16	42		<b>0:31:48.15</b>	+0:06:02.19
42	1015	BUZACOTT Simon	 AUS.1981.24518	0:06:52.33 0:02:42.77	10 15	0:04:16.81	13	0:04:40.98	15	0:04:34.76	19	0:04:19.89	15	0:05:00.00	<b>0:32:27.54</b>	+0:06:41.58













## EWS 100 OVERALL RESULTS

Pos	Plate	Name Team	Nat EWS number	Stage 1Q Stage 6	Pos Pos	Stage 2	Pos	Stage 3	Pos	Stage 4	Pos	Stage 5	Pos	Penalties	Time	Gap
<b>EWS100   MEN</b>																
43	1014	DOUST Sean		0:06:54.52 0:02:46.53	12 19	0:04:20.37	17	0:04:44.12	21	0:04:41.43	32	0:04:41.19	27	0:05:00.00	<b>0:33:08.16</b>	+0:07:22.20
44	1075	BLOWER Gareth	 AUS.1985.24697	0:08:26.30 0:03:26.82	52 50	0:05:19.64	49	0:05:33.01	53	0:05:09.21	48	0:05:37.18	48		<b>0:33:32.16</b>	+0:07:46.20
45	1055	DAVIDSON Troy		0:07:55.21 0:03:01.03	45 36	0:04:47.31	40	0:05:05.22	44	0:04:50.56	40	0:05:22.22	44	0:05:00.00	<b>0:36:01.55</b>	+0:10:15.59
46	1044	MALONE James	 GBR.1988.26743	0:09:08.21 0:03:51.79	54 52	0:05:30.02	52	0:05:47.25	54	0:05:15.45	51	0:06:30.89	50		<b>0:36:03.61</b>	+0:10:17.65
47	1026	GOLDSTIEN Daniel	 AUS.1980.26020	0:07:47.55 0:03:13.93	42 44	0:04:50.65	41	0:05:13.97	48	0:04:56.07	45	0:05:32.98	47	0:05:00.00	<b>0:36:35.15</b>	+0:10:49.19
48	1025	JOLLER Daniel	 AUS.1997.25893	0:08:15.25 0:03:19.53	48 46	0:04:51.29	42	0:05:19.74	51	0:05:21.23	52	0:05:30.60	45	0:05:00.00	<b>0:37:37.64</b>	+0:11:51.68
49	1062	LOW Wilson	SGP SGP.1983.25728	0:08:27.77 0:03:22.47	53 47	0:05:06.82	45	0:05:16.06	49	0:05:03.88	47	0:05:32.46	46	0:05:00.00	<b>0:37:49.46</b>	+0:12:03.50
50	1023	BENNETT Ashley		0:08:18.01 0:03:26.49	49 49	0:05:21.90	50	0:05:19.26	50	0:05:27.23	53	0:05:45.61	49	0:05:00.00	<b>0:38:38.50</b>	+0:12:52.54
51	1032	FROOME Craig		0:08:18.44 0:03:26.33	50 48	0:04:56.29	43	0:05:08.32	45	0:04:55.93	44	0:07:19.76	53	0:05:00.00	<b>0:39:05.07</b>	+0:13:19.11
52	1064	HARRIS Louis	 0:03:47.57	0:08:18.79 0:03:47.57	51 51	0:05:54.19	53	0:05:24.51	52	0:05:45.02	55	0:07:09.10	51	0:05:00.00	<b>0:41:19.18</b>	+0:15:33.22
53	1072	KLIBBE Michael		0:10:08.20 0:05:20.69	55 53	0:06:45.26	55	0:06:00.49	55	0:05:40.12	54	0:12:03.48	55		<b>0:45:58.24</b>	+0:20:12.28
DNF	1057	WILKINSON James	 AUS.1988.24528	0:07:29.61	34	0:04:29.27	25	0:04:53.04	33	0:04:41.35	31	0:07:11.09	52			
DNF	1005	TOUDIC Ben	NCL	0:07:20.82	29	0:04:26.61	24	0:04:57.86	39	0:04:49.08	39	0:08:08.30	54			
DNF	1073	TINCKNELL Matthew	 AUS.1986.26126	0:11:43.81	56									0:05:00.00		







## EWS 100 OVERALL RESULTS

Pos	Plate	Name Team	Nat EWS number	Stage 1Q Stage 6	Pos Pos	Stage 2	Pos Pos	Stage 3	Pos Pos	Stage 4	Pos Pos	Stage 5	Pos Pos	Penalties	Time	Gap
<b>EWS100   MEN</b>																
DNF	1022	BALL Mike		2:31:18.21	57											
DNF	1066	DONALDSON Sam		NZL.1986.25981												
DNS	1069	LAWLEY Tim		AUS.1983.25348												
DNS	1061	KOH Sien Yau Benny		SGP.1980.25463												
DNS	1051	SIMPSON Hamish														
DNS	1003	BATALLER Martyn		GBR.1995.25134												
DNS	1017	GALVIN Jack		AUS.1998.21377												
DNS	1021	POLVERINO Blake		AUS.1993.26031												
<b>EWS100   MEN   Master 40+</b>																
1	1076	MENNITZ Jason		0:07:20.02 0:02:47.64	2 1	0:04:28.50	1	0:04:47.26	3	0:04:41.00	2	0:04:24.09	1		0:28:28.51	
2	1033	HARRINGTON Matthew		0:07:26.85 0:02:51.65	4 2	0:04:29.50	2	0:04:51.92	4	0:04:41.09	3	0:04:42.41	3		0:29:03.42	+0:00:34.91
3	1087	SMIDT Anthony		0:07:21.76 0:02:57.69	3 4	0:04:42.63	5	0:04:46.93	2	0:04:45.38	5	0:04:43.58	4		0:29:17.97	+0:00:49.46
4	1080	BEN ZALMSTRA		0:07:44.17 0:02:59.99	8 5	0:04:46.49	6	0:05:01.29	5	0:04:42.11	4	0:04:52.85	5		0:30:06.90	+0:01:38.39
5	1084	PETERSEN John		0:07:38.06 0:03:08.93	6 7	0:04:51.97	8	0:05:05.79	6	0:04:51.37	6	0:05:08.63	8		0:30:44.75	+0:02:16.24

## EWS 100 OVERALL RESULTS

Pos	Plate	Name Team	Nat EWS number	Stage 1Q Stage 6	Pos Pos	Stage 2	Pos	Stage 3	Pos	Stage 4	Pos	Stage 5	Pos	Penalties	Time	Gap
<b>EWS100   MEN   Master 40+</b>																
6	1085	DREGGS Jason		0:07:50.74 0:03:08.64	9 6	0:04:48.96	7	0:05:11.32	7	0:04:55.81	8	0:04:54.89	6		<b>0:30:50.36</b>	+0:02:21.85
7	1031	LEACH David		0:07:42.49 0:03:09.81	7 8	0:05:29.45	10	0:05:11.65	8	0:04:52.51	7	0:05:03.01	7		<b>0:31:28.92</b>	+0:03:00.41
8	1081	PUGH Blair		0:08:18.90 0:03:19.60	10 9	0:05:11.96	9	0:05:26.93	9	0:05:08.15	10	0:06:12.02	9		<b>0:33:37.56</b>	+0:05:09.05
9	1079	WODE Shane	 AUS.1978.21346	<u>0:07:11.53</u> 0:02:53.61	<u>1</u> 3	0:04:36.04	4	<u>0:04:42.41</u>	<u>1</u>	<u>0:04:35.49</u>	<u>1</u>	0:04:41.78	2	0:05:00.00	<b>0:33:40.86</b>	+0:05:12.35
10	1088	BELBIN Kenneth		0:08:41.19 0:03:23.82	11 10	0:06:27.82	12	0:05:34.19	11	0:05:12.50	11	0:06:28.67	11		<b>0:35:48.19</b>	+0:07:19.68
11	1028	VERGUNST Justin		0:08:42.65 0:03:53.68	12 11	0:06:11.57	11	0:05:27.17	10	0:05:23.52	12	0:06:18.16	10	0:05:00.00	<b>0:40:56.75</b>	+0:12:28.24
DNF	1086	BATES Andrew	 AUS.1968.25340	0:07:37.86	5	0:04:35.32	3	0:07:08.88	12	0:05:03.29	9					
DNS	1078	ROBERT FOTHERINGHAM														
<b>EWS100   MEN   Under 21</b>																
1	1037	CORBEN WEINERT	 AUS.2002.25989	0:06:48.09 0:02:42.27	2 3	0:04:13.83	3	<u>0:04:25.62</u>	<u>1</u>	0:04:26.11	2	0:04:17.63	3		<b>0:26:53.55</b>	
2	1035	SMITH Miles		<u>0:06:47.27</u> <u>0:02:34.72</u>	<u>1</u> <u>1</u>	<u>0:04:13.28</u>	<u>1</u>	0:04:49.65	6	<u>0:04:24.78</u>	<u>1</u>	<u>0:04:05.46</u>	<u>1</u>		<b>0:26:55.16</b>	+0:00:01.61
3	1040	FERRIER Innes		0:06:57.15 0:02:40.13	3 2	0:04:13.39	2	0:04:42.18	2	0:04:29.56	3	0:04:14.26	2		<b>0:27:16.67</b>	+0:00:23.12
4	1036	COOPER Patrick		0:07:09.41 0:02:43.26	5 4	0:04:25.03	4	0:04:47.78	5	0:04:51.19	7	0:04:28.66	4		<b>0:28:25.33</b>	+0:01:31.78
5	1038	KINNEAR Hayden		0:07:08.76 0:02:52.39	4 6	0:04:46.64	7	0:04:43.25	3	0:04:30.29	4	0:04:42.76	5		<b>0:28:44.09</b>	+0:01:50.54

## EWS 100 OVERALL RESULTS

Pos	Plate	Name Team	Nat EWS number	Stage 1Q Stage 6	Pos Pos	Stage 2	Pos	Stage 3	Pos	Stage 4	Pos	Stage 5	Pos	Penalties	Time	Gap
<b>EWS100   MEN   Under 21</b>																
6	1039	HLIS Lucas		0:07:14.67 0:02:53.47	6 7	0:04:29.56	5	0:04:44.03	4	0:04:50.26	6	0:04:49.24	7		<b>0:29:01.23</b>	+0:02:07.68
7	1034	DAVIS Joshua		0:07:24.03 0:02:50.95	7 5	0:04:32.20	6	0:04:56.33	7	0:04:43.49	5	0:04:44.17	6		<b>0:29:11.17</b>	+0:02:17.62
8	1060	KIM Junho	 KOR.2001.24531	0:07:34.76 0:03:01.73	8 8	0:04:49.51	8	0:05:14.46	8	0:04:57.67	8	0:04:56.03	8		<b>0:30:34.16</b>	+0:03:40.61
9	1041	O'BRIEN Ash		0:08:16.69 0:03:14.33	9 9	0:05:52.73	9	0:05:32.14	9	0:05:08.74	9	0:06:11.62	9		<b>0:34:16.25</b>	+0:07:22.70
<b>EWS100   WOMEN   Master 35+</b>																
1	1089	IBARRA Maria De Los Angeles		0:11:39.19 0:05:37.84	1 1	0:12:04.53	1	0:07:16.31	1	0:08:13.84	1	0:09:09.59	1	0:05:00.00	<b>0:59:01.30</b>	
<b>EWS100   WOMEN   Under 21</b>																
1	1090	CAFE Amelia		0:08:18.36 0:03:29.53	1 1	0:06:46.20	1	0:05:34.73	1	0:05:13.48	1	0:06:13.02	1		<b>0:35:35.32</b>	

## EWS 100 OVERALL RESULTS

### Penalties details

#	Plate	Name	Penalty	Description	Location
1	1014	Sean DOUST	00:05:00	<u>Late arrival</u>	Derby
2	1015	Simon BUZACOTT	00:05:00	<u>Late arrival</u>	Derby
3	1023	Ashley BENNETT	00:05:00	<u>Late arrival</u>	Derby
4	1025	Daniel JOLLER	00:05:00	<u>Late arrival</u>	Derby
5	1026	Daniel GOLDSTIEN	00:05:00	<u>Late arrival</u>	Derby
6	1028	Justin VERGUNST	00:05:00	<u>Late arrival</u>	Derby
7	1032	Craig FROOME	00:05:00	<u>Late arrival</u>	Derby
8	1055	Troy DAVIDSON	00:05:00	<u>Late arrival</u>	Derby
9	1062	Wilson LOW	00:05:00	<u>Late arrival</u>	S1
10	1064	Louis HARRIS	00:05:00	<u>Late arrival</u>	S1
11	1073	Matthew TINCKNELL	00:05:00	<u>Late arrival</u>	S1
12	1079	Shane WODE	00:05:00	<u>Late arrival</u>	Derby
13	1089	Maria De Los Angeles IBARRA	00:05:00	<u>Late arrival</u>	Derby



## Statistics

Entries	Finished	DNF	DSQ	DNS	Countries	Weather	Temperature
88	75	6	0	7	11	Mostly sunny	18°C

AUS	GBR	NZL	KOR	SGP	ARG	BRA	ESP	FRA	NCL	USA
65	9	4	2	2	1	1	1	1	1	1