

EWS 100 OVERALL RESULTS

Pos	Plate	Name Team	Nat EWS number	Stage 1 Stage 6	Pos Pos	Stage 2 Stage 7Q	Pos Pos	Stage 3 Stage 8	Pos Pos	Stage 4	Pos	Stage 5	Pos	Penalties	Time	Gap
EWS100 MEN																
1	1014	SILVA Pedro		0:06:51.21 0:04:44.58	1 1	0:03:08.25 0:04:51.17	1 2	0:03:33.72 0:05:30.50	1 11	0:02:58.14	1	0:03:00.46	1		0:34:38.03	
2	1003	LARBEOU Guillaume	 FRA.1994.25575	0:07:01.70 0:04:49.70	2 2	0:03:16.35 0:04:57.79	2 3	0:03:36.93 0:05:16.54	2 3	0:03:07.00	3	0:03:05.47	3		0:35:11.48	+0:00:33.45
3	1002	HEBERT Ambroise	 FRA.1993.21934	0:07:17.47 0:04:57.49	5 6	0:03:26.96 0:05:00.86	6 5	0:03:46.61 <u>0:05:13.30</u>	4 1	0:03:09.52	4	0:03:15.58	14		0:36:07.79	+0:01:29.76
4	1006	MAIO Jeremias	 ARG.1989.22563	0:07:22.78 0:05:01.92	10 8	0:03:22.10 0:04:59.85	3 4	0:03:41.36 0:05:17.18	3 4	0:03:12.33	13	0:03:11.38	8		0:36:08.90	+0:01:30.87
5	1001	RUDEAU Alex	 FRA.1996.25071	0:07:27.93 0:04:56.30	15 3	0:04:06.50 <u>0:04:42.59</u>	52 1	0:03:50.69 0:05:16.08	7 2	0:03:06.00	2	0:03:02.47	2		0:36:28.56	+0:01:50.53
6	1013	FREITAS Tiago		0:07:16.27 0:04:56.82	4 5	0:03:28.79 0:05:03.19	8 6	0:04:07.38 0:05:18.40	28 5	0:03:11.07	7	0:03:13.38	11		0:36:35.30	+0:01:57.27
7	1011	BATISTA Paulo		0:07:22.37 0:04:56.39	8 4	0:03:26.70 0:05:05.79	5 7	0:03:55.67 0:05:25.00	14 7	0:03:19.83	21	0:03:10.00	5		0:36:41.75	+0:02:03.72
8	1015	MATA Marco		0:07:19.95 0:05:03.45	6 10	0:03:30.86 0:05:14.60	9 12	0:03:49.87 0:05:35.33	6 16	0:03:12.22	12	0:03:12.22	9		0:36:58.50	+0:02:20.47
9	1046	MARTIN Glenroy	 GBR.1991.25675	0:07:24.33 0:05:01.82	12 7	0:03:35.13 0:05:14.03	17 11	0:03:55.72 0:05:23.22	15 6	0:03:13.50	14	0:03:13.02	10		0:37:00.77	+0:02:22.74
10	1009	COSTA RODRIGUES Joao Carlos	 POR.1987.22052	0:07:21.08 0:05:05.00	7 12	0:03:26.40 0:05:20.25	4 20	0:03:53.65 0:05:29.78	10 10	0:03:18.69	20	0:03:16.80	17		0:37:11.65	+0:02:33.62
11	1012	POMBO Daniel		0:07:32.33 0:05:04.90	19 11	0:03:31.95 0:05:20.10	11 18	0:03:49.43 0:05:30.87	5 12	0:03:11.89	10	0:03:10.55	7		0:37:12.02	+0:02:33.99
12	1008	GARCIA MARTIN Alvaro	 ESP.1982.22406	0:07:34.84 0:05:14.18	22 19	0:03:28.60 0:05:12.00	7 9	0:03:52.59 0:05:25.73	9 8	0:03:11.75	9	0:03:14.53	13		0:37:14.22	+0:02:36.19
13	1048	RYAN Fergus	 GBR.1993.22458	0:07:26.50 0:05:07.18	14 13	0:03:31.30 0:05:08.64	10 8	0:03:55.27 0:05:36.02	12 17	0:03:11.91	11	0:03:19.48	21		0:37:16.30	+0:02:38.27
14	1051	MEREDITH Luke	 GBR.1993.22458	0:07:22.65 0:05:14.98	9 20	0:03:41.77 0:05:17.22	26 15	0:03:51.77 0:05:32.30	8 13	0:03:10.66	5	0:03:10.46	6		0:37:21.81	+0:02:43.78

EWS 100 OVERALL RESULTS

Pos	Plate	Name Team	Nat EWS number	Stage 1 Stage 6	Pos Pos	Stage 2 Stage 7Q	Pos Pos	Stage 3 Stage 8	Pos Pos	Stage 4	Pos	Stage 5	Pos	Penalties	Time	Gap
EWS100 MEN																
15	1063	FLACK Luke	 GBR.1996.26269	0:07:15.81 0:05:08.53	3 15	0:03:32.58 0:05:18.23	13 17	0:04:12.56 0:05:38.85	38 22	0:03:14.87	15	0:03:19.43	20		0:37:40.86	+0:03:02.83
16	1042	VAUGHAN Gavin	 USA.1986.22711	0:07:36.40 0:05:19.08	24 26	0:03:40.18 0:05:14.92	21 13	0:03:53.67 0:05:32.33	11 14	0:03:11.65	8	0:03:15.75	15		0:37:43.98	+0:03:05.95
17	1037	SCHWENK Robert		0:07:23.22 0:05:20.23	11 30	0:03:34.01 0:05:12.89	16 10	0:04:05.40 0:05:27.50	25 9	0:03:17.13	18	0:03:23.62	31		0:37:44.00	+0:03:05.97
18	1032	MAGIS Johnny		0:07:30.58 0:05:13.17	16 17	0:03:33.07 0:05:15.00	15 14	0:03:59.55 0:05:40.88	18 25	0:03:16.30	17	0:03:17.50	18		0:37:46.05	+0:03:08.02
19	1034	CORRE Ludovic	 FRA.1983.21638	0:07:31.86 0:05:08.15	17 14	0:03:32.52 0:05:22.86	12 24	0:03:55.65 0:05:38.40	13 21	0:03:19.97	22	0:03:17.75	19		0:37:47.16	+0:03:09.13
20	1062	HOWELL Jack		0:07:34.20 0:05:11.13	21 16	0:03:32.85 0:05:25.02	14 28	0:03:58.92 0:05:39.43	17 23	0:03:15.72	16	0:03:16.00	16		0:37:53.27	+0:03:15.24
21	1038	SONNTAG Oliver		0:07:25.27 0:05:03.40	13 9	0:04:08.60 0:05:20.24	58 19	0:03:57.35 0:06:08.71	16 49	0:03:10.85	6	0:03:09.90	4		0:38:24.32	+0:03:46.29
22	1064	MILNER Thomas	 GBR.1990.23219	0:07:40.47 0:05:15.65	29 21	0:03:39.92 0:05:29.33	20 30	0:04:07.52 0:05:36.75	29 18	0:03:26.45	34	0:03:20.07	22		0:38:36.16	+0:03:58.13
23	1045	BENNETT Curtis		0:07:46.60 0:05:16.45	37 22	0:03:40.25 0:05:22.15	23 22	0:04:06.33 0:05:50.34	27 29	0:03:22.36	24	0:03:14.15	12		0:38:38.63	+0:04:00.60
24	1070	SEMINARIO Benat		0:07:37.78 0:05:18.55	26 25	0:03:46.48 0:05:31.65	32 33	0:04:03.37 0:05:34.82	22 15	0:03:25.82	31	0:03:21.80	25		0:38:40.27	+0:04:02.24
25	1005	DODINO Giacomo	 ITA.1994.22466	0:07:42.01 0:05:13.83	31 18	0:03:43.38 0:05:20.83	27 21	0:04:07.97 0:05:38.29	31 20	0:03:27.45	37	0:03:28.61	43		0:38:42.37	+0:04:04.34
26	1027	FERNANDES Filipe		0:07:42.05 0:05:17.88	32 23	0:03:40.90 0:05:24.83	24 27	0:04:04.90 0:05:50.70	24 30	0:03:26.50	35	0:03:20.32	23		0:38:48.08	+0:04:10.05
27	1033	JOSSELIN Hugo		0:07:33.08 0:05:19.85	20 28	0:03:49.62 0:05:31.53	33 32	0:04:04.37 0:05:48.23	23 27	0:03:20.23	23	0:03:23.35	30		0:38:50.26	+0:04:12.23
28	1145	MAES Tom		0:07:41.98 0:05:31.57	30 44	0:03:35.57 0:05:22.35	18 23	0:04:09.30 0:05:47.00	34 26	0:03:25.98	32	0:03:28.92	44		0:39:02.67	+0:04:24.64

EWS 100 OVERALL RESULTS

Pos	Plate	Name Team	Nat EWS number	Stage 1 Stage 6	Pos Pos	Stage 2 Stage 7Q	Pos Pos	Stage 3 Stage 8	Pos Pos	Stage 4	Pos	Stage 5	Pos	Penalties	Time	Gap
EWS100 MEN																
29	1016	MACHADO Joao		0:07:57.33	46	0:03:45.11	30	0:04:01.80	21	0:03:27.87	38	0:03:25.60	34		0:39:07.02	+0:04:28.99
				0:05:21.97	34	0:05:29.22	29	0:05:38.12	19							
30	1019	CAMARA Roberto		0:07:39.80	28	0:03:41.73	25	0:03:59.93	20	0:03:18.15	19	0:03:20.90	24		0:39:09.85	+0:04:31.82
				0:05:19.55	27	0:05:23.54	26	0:06:26.25	61							
31	1052	CAMSELL Phil		0:07:48.92	38	0:03:50.93	36	0:04:16.43	41	0:03:22.37	25	0:03:22.96	28		0:39:15.09	+0:04:37.06
				0:05:22.02	35	0:05:18.22	16	0:05:53.24	32							
32	1047	DINKEL Luke	 RSA.1995.25570	0:07:42.85	34	0:03:36.22	19	0:03:59.73	19	0:03:24.85	29	0:03:34.86	54		0:39:15.57	+0:04:37.54
				0:05:18.54	24	0:05:39.55	41	0:05:58.97	41							
33	1066	HEXT Jamie		0:07:43.10	35	0:03:49.89	34	0:04:13.98	39	0:03:26.58	36	0:03:22.71	27		0:39:16.72	+0:04:38.69
				0:05:20.63	31	0:05:30.47	31	0:05:49.36	28							
34	1010	GIL Fabio		0:07:37.97	27	0:03:44.62	29	0:04:08.86	33	0:03:22.84	26	0:03:22.53	26		0:39:26.32	+0:04:48.29
				0:05:32.02	45	0:05:32.78	35	0:06:04.70	45							
35	1039	BUFFAT Arnaud		0:07:36.96	25	0:03:40.22	22	0:04:31.35	57	0:03:28.58	40	0:03:27.75	41		0:39:38.62	+0:05:00.59
				0:05:24.31	36	0:05:31.65	33	0:05:57.80	36							
36	1079	AAMODT Andre		0:07:32.27	18	0:03:55.63	38	0:04:21.32	47	0:03:30.70	43	0:03:26.12	36		0:39:47.44	+0:05:09.41
				0:05:28.25	39	0:05:34.27	37	0:05:58.88	39							
37	1071	OTHAX-DUBEDOUT Mickael	 FRA.1995.21983	0:07:36.25	23	0:04:07.90	57	0:04:23.01	50	0:03:26.29	33	0:03:27.62	40		0:39:51.15	+0:05:13.12
				0:05:21.42	32	0:05:36.14	38	0:05:52.52	31							
38	1043	NEWTH Jordan	 USA.1989.21343	0:07:52.52	40	0:04:01.70	49	0:04:08.63	32	0:03:28.05	39	0:03:27.85	42		0:40:02.57	+0:05:24.54
				0:05:29.35	41	0:05:39.37	40	0:05:55.10	35							
39	1089	THACKER Mitchell		0:07:43.75	36	0:03:56.50	40	0:04:18.63	44	0:03:33.40	47	0:03:24.90	32		0:40:05.59	+0:05:27.56
				0:05:24.51	37	0:05:44.95	44	0:05:58.95	40							
40	1049	HOFFMAN Aleksi	 FIN.1986.25939	0:08:04.30	47	0:03:50.89	35	0:04:09.57	35	0:03:33.67	48	0:03:32.07	49		0:40:06.24	+0:05:28.21
				0:05:24.87	38	0:05:37.25	39	0:05:53.62	33							
41	1022	VIEIRA Tiago		0:07:56.68	44	0:03:46.15	31	0:04:11.45	37	0:03:32.90	46	0:03:31.35	48		0:40:08.12	+0:05:30.09
				0:05:29.48	42	0:05:45.13	45	0:05:54.98	34							
42	1020	CORREIA Lino		0:08:05.38	49	0:03:43.40	28	0:04:19.30	45	0:03:34.02	50	0:03:27.60	39		0:40:14.00	+0:05:35.97
				0:05:32.27	46	0:05:33.30	36	0:05:58.73	38							

EWS 100 OVERALL RESULTS

Pos	Plate	Name Team	Nat EWS number	Stage 1 Stage 6	Pos Pos	Stage 2 Stage 7Q	Pos Pos	Stage 3 Stage 8	Pos Pos	Stage 4	Pos	Stage 5	Pos	Penalties	Time	Gap
EWS100 MEN																
43	1107	KISZALA Bartlomiej	 POL.1984.25741	0:07:57.05	45	0:03:57.85	43	0:04:16.54	42	0:03:29.35	42	0:03:34.48	52		0:40:34.62	+0:05:56.59
				0:05:35.82	50	0:05:41.53	43	0:06:02.00	43							
44	1100	JAMIESON Max		0:07:54.73	41	0:03:56.32	39	0:04:27.55	53	0:03:39.53	55	0:03:25.43	33		0:40:40.82	+0:06:02.79
				0:05:20.00	29	0:05:40.60	42	0:06:16.66	56							
45	1035	CORRE Florent		0:07:51.08	39	0:03:58.62	45	0:04:21.97	49	0:03:32.02	44	0:03:30.67	47		0:40:43.82	+0:06:05.79
				0:05:35.15	48	0:05:48.68	47	0:06:05.63	47							
46	1055	HARDING Adam	 GBR.1991.24514	0:07:56.45	43	0:03:59.13	47	0:04:26.90	52	0:03:33.92	49	0:03:30.60	46		0:40:57.32	+0:06:19.29
				0:05:28.57	40	0:06:01.14	53	0:06:00.61	42							
47	1078	GRONBERG Magnus		0:08:09.42	51	0:04:07.82	55	0:04:21.58	48	0:03:25.37	30	0:03:30.54	45		0:41:13.78	+0:06:35.75
				0:05:38.63	52	0:05:55.17	51	0:06:05.25	46							
48	1075	SEGURA Mathieu		0:08:06.55	50	0:04:02.75	50	0:04:28.97	54	0:03:36.75	53	0:03:34.77	53		0:41:28.30	+0:06:50.27
				0:05:36.79	51	0:05:48.80	48	0:06:12.92	54							
49	1074	GUERIN Cedric	 FRA.1992.23190	0:07:55.46	42	0:04:06.38	51	0:04:16.38	40	0:03:28.78	41	0:03:27.44	37		0:41:35.15	+0:06:57.12
				0:05:48.34	58	0:06:33.96	70	0:05:58.41	37							
50	1073	BATUT David		0:08:16.80	55	0:03:58.57	44	0:04:11.35	36	0:03:40.00	56	0:04:03.45	78		0:41:44.01	+0:07:05.98
				0:05:40.39	54	0:05:47.77	46	0:06:05.68	48							
51	1085	ADAM Valentin		0:08:11.28	52	0:04:16.58	60	0:04:19.77	46	0:03:40.35	57	0:03:33.48	50		0:42:02.17	+0:07:24.14
				0:05:46.47	57	0:06:03.69	55	0:06:10.55	52							
52	1018	FERREIRA Fabio		0:08:21.88	61	0:04:09.95	59	0:04:38.43	64	0:03:36.67	52	0:03:36.42	55		0:42:02.50	+0:07:24.47
				0:05:30.57	43	0:05:58.03	52	0:06:10.55	52							
53	1072	COLASANTO Luca		0:08:26.38	63	0:03:56.75	42	0:04:17.32	43	0:03:38.52	54	0:03:40.10	58		0:42:12.47	+0:07:34.44
				0:06:05.95	69	0:06:03.60	54	0:06:03.85	44							
54	1081	EKLUND Filip		0:08:14.72	54	0:04:19.10	61	0:04:30.63	56	0:03:44.62	59	0:03:37.32	56		0:42:33.79	+0:07:55.76
				0:05:41.07	55	0:06:09.58	59	0:06:16.75	57							
55	1094	STARKE Robert		0:08:20.13	58	0:04:31.02	69	0:04:29.40	55	0:03:23.21	27	0:03:26.00	35		0:42:47.67	+0:08:09.64
				0:05:35.49	49	0:05:50.60	49	0:07:11.82	77							
56	1091	COOK Jono		0:08:12.05	53	0:04:45.05	79	0:04:37.79	62	0:03:46.63	60	0:03:40.25	59		0:43:19.61	+0:08:41.58
				0:05:43.67	56	0:06:08.60	58	0:06:25.57	60							

EWS 100 OVERALL RESULTS

Pos	Plate	Name Team	Nat EWS number	Stage 1 Stage 6	Pos Pos	Stage 2 Stage 7Q	Pos Pos	Stage 3 Stage 8	Pos Pos	Stage 4	Pos	Stage 5	Pos	Penalties	Time	Gap
EWS100 MEN																
57	1054	SURIYUTH Alec	 CAN.1995.24543	0:08:36.37 0:05:34.97	68 47	0:04:07.79 0:07:23.47	54 78	0:04:37.69 0:06:09.38	61 50	0:03:34.65	51	0:03:34.00	51		0:43:38.32	+0:09:00.29
58	1093	STARKE Henlu		0:08:28.41 0:05:58.61	65 60	0:04:07.89 0:06:23.55	56 64	0:05:09.38 0:06:15.60	79 55	0:03:41.13	58	0:03:42.32	61		0:43:46.89	+0:09:08.86
59	1095	EVANS Mark		0:08:33.04 0:06:05.32	67 68	0:04:27.95 0:06:07.47	66 57	0:04:41.40 0:06:31.00	67 64	0:03:47.53	61	0:03:43.14	62		0:43:56.85	+0:09:18.82
60	1065	SALTON Andy		0:08:26.47 0:05:57.10	64 59	0:04:19.87 0:06:23.65	62 65	0:04:40.90 0:06:35.02	65 68	0:03:47.75	62	0:03:46.77	64		0:43:57.53	+0:09:19.50
61	1120	LOPES Carlos		0:08:59.24 0:05:58.93	75 61	0:04:42.43 0:06:17.50	75 61	0:04:35.54 0:06:09.48	60 51	0:03:47.83	63	0:03:43.85	63		0:44:14.80	+0:09:36.77
62	1109	WOZNICKI Jan	 POL.1991.25560	0:08:47.00 0:06:05.30	71 67	0:04:24.54 0:06:12.75	64 60	0:04:43.50 0:06:33.80	68 66	0:03:51.13	65	0:03:49.73	65		0:44:27.75	+0:09:49.72
63	1092	COWLAND Michael		0:08:48.35 0:06:41.20	72 79	0:04:28.70 0:06:06.93	67 56	0:04:25.39 0:06:25.13	51 59	0:03:54.27	71	0:03:38.54	57		0:44:28.51	+0:09:50.48
64	1098	GRUBER Markus		0:08:32.33 0:06:09.50	66 72	0:04:26.73 0:06:30.58	65 69	0:04:44.05 0:06:37.43	70 71	0:03:52.10	66	0:03:50.05	66		0:44:42.77	+0:10:04.74
65	1119	LOPES Luis		0:08:44.18 0:06:00.70	70 64	0:04:39.55 0:06:23.34	73 63	0:04:41.38 0:06:29.65	66 63	0:03:52.64	67	0:03:55.02	73		0:44:46.46	+0:10:08.43
66	1086	TAPLIK Ole	 GER.1990.25759	0:08:55.19 0:06:25.40	74 76	0:04:31.87 0:06:25.84	70 66	0:04:43.50 0:06:31.32	68 65	0:03:53.60	68	0:03:41.98	60		0:45:08.70	+0:10:30.67
67	1115	PINTO Pedro	 POR.1987.25436	0:09:01.78 0:06:04.74	77 66	0:04:44.90 0:06:47.20	78 73	0:04:37.82 0:06:24.28	63 58	0:03:53.60	68	0:03:54.05	71		0:45:28.37	+0:10:50.34
68	1117	FIGUEIRAS Joao Pedro		0:09:03.32 0:06:09.00	78 70	0:04:29.47 0:06:46.04	68 72	0:04:49.54 0:06:35.37	73 70	0:03:59.20	73	0:03:50.71	67		0:45:42.65	+0:11:04.62
69	1050	GOULD Jordan	 GBR.1985.22017	0:14:35.85 0:05:21.93	89 33	0:03:53.67 0:05:23.35	37 25	0:04:06.10 0:05:40.00	26 24	0:03:23.31	28	0:03:23.21	29		0:45:47.42	+0:11:09.39
70	1056	GARVIE Jamie		0:09:00.87 0:06:00.43	76 62	0:04:43.33 0:06:53.59	76 75	0:04:46.98 0:06:34.45	71 67	0:03:54.42	72	0:04:00.17	76		0:45:54.24	+0:11:16.21

EWS 100 OVERALL RESULTS

Pos	Plate	Name Team	Nat EWS number	Stage 1 Stage 6	Pos Pos	Stage 2 Stage 7Q	Pos Pos	Stage 3 Stage 8	Pos Pos	Stage 4	Pos	Stage 5	Pos	Penalties	Time	Gap
EWS100 MEN																
71	1057	GARVIE Scott		0:08:25.95 0:06:09.05	62 71	0:05:43.69 0:06:22.62	83 62	0:04:55.49 0:06:35.12	75 69	0:03:49.17	64	0:03:53.75	70		0:45:54.84	+0:11:16.81
72	1024	VIEIRA Fabio		0:08:51.58 0:06:00.50	73 63	0:04:44.38 0:06:53.50	77 74	0:05:07.35 0:06:55.72	78 74	0:03:54.00	70	0:03:52.13	68		0:46:19.16	+0:11:41.13
73	1104	SZLACHOWICZ Lukasz		0:09:09.52 0:06:10.38	79 73	0:04:40.47 0:06:35.90	74 71	0:05:04.72 0:06:52.83	77 72	0:04:02.33	74	0:03:52.30	69		0:46:28.45	+0:11:50.42
74	1082	AAKRE Adrian		0:08:18.65 0:05:39.22	56 53	0:04:00.17 0:05:52.70	48 50	0:08:51.34 0:06:54.04	87 73	0:03:32.18	45	0:03:27.55	38		0:46:35.85	+0:11:57.82
75	1125	GUTIERREZ Luis Alberto		0:09:25.14 0:06:18.47	84 74	0:04:32.15 0:06:27.70	71 68	0:04:48.15 0:06:57.03	72 75	0:04:15.85	77	0:03:56.67	74		0:46:41.16	+0:12:03.13
76	1124	PEREIRA Emanuel		0:09:13.25 0:06:04.10	80 65	0:04:49.60 0:06:26.67	80 67	0:04:58.07 0:06:29.09	76 62	0:05:10.85	82	0:03:54.22	72		0:47:05.85	+0:12:27.82
77	1118	ALVES Joel		0:09:23.65 0:06:30.42	83 77	0:04:59.45 0:07:21.13	81 76	0:05:21.75 0:07:06.75	82 76	0:04:13.00	75	0:04:01.10	77		0:48:57.25	+0:14:19.22
78	1110	KOPACZ Jakub		0:09:23.22 0:06:18.72	82 75	0:05:14.60 0:07:22.50	82 77	0:05:11.75 0:07:36.08	80 80	0:04:28.30	79	0:04:00.03	75		0:49:35.20	+0:14:57.17
79	1105	ORTYNSKI Rafal		0:09:34.53 0:06:32.79	85 78	0:05:51.82 0:07:33.65	85 79	0:05:34.35 0:07:23.35	84 78	0:04:14.95	76	0:04:03.59	79		0:50:49.03	+0:16:11.00
80	1080	BRODIN Oskar		0:10:22.39 0:06:56.27	87 80	0:05:46.03 0:09:09.14	84 82	0:05:31.95 0:07:31.09	83 79	0:04:36.17	81	0:04:21.64	81		0:54:14.68	+0:19:36.65
81	1058	RUSSELL Jamie	 CAN.1983.24428	0:12:16.83 0:07:09.81	88 82	0:07:05.43 0:07:49.97	87 80	0:06:29.80 0:07:56.50	86 82	0:04:34.80	80	0:04:30.04	82		0:57:53.18	+0:23:15.15
82	1026	CASTRO Andre		0:16:22.35 0:09:48.17	90 83	0:12:08.48 0:12:34.02	88 83	0:10:23.29 0:11:56.11	88 83	0:06:03.47	83	0:06:12.53	83		1:25:28.42	+0:50:50.39
DNF	1106	PARDI Imre		0:10:03.27 0:07:01.40	86 81			0:05:42.97 0:07:56.00	85 81	0:04:24.72	78	0:04:21.02	80			
DNF	1044	CONTE Dylan	 USA.1993.22360	0:07:42.32	33	0:04:21.47	63	0:04:34.59	59							

EWS 100 OVERALL RESULTS

Pos	Plate	Name Team	Nat EWS number	Stage 1 Stage 6	Pos	Stage 2 Stage 7Q	Pos	Stage 3 Stage 8	Pos	Stage 4	Pos	Stage 5	Pos	Penalties	Time	Gap
EWS100 MEN																
DNF	1114	SILVA Thomas		0:08:04.58	48	0:03:56.62	41	0:04:07.75	30							
DNF	1069	MARTOS GARRIDO Antonio	 ESP.1987.25091	0:08:20.40	59	0:04:06.75	53	0:04:33.28	58							
DNF	1076	PENSA Pascal	 SUI.1980.25002	0:08:20.72	60	0:03:58.85	46	0:04:55.12	74							
DNF	1021	VIEIRA Joao		0:09:13.37	81	0:06:30.50	86	0:05:19.07	81							
DNF	1025	RODRIGUES Joao		0:08:40.83	69	0:04:34.48	72									
DNF	1023	ROXO Ivan		0:08:19.60	57	0:22:19.95	89									
DNS	1077	STRANAGHAN Richard														
DNS	1028	ALVES Roberto														
DNS	1111	KUCINSKAS Lukas	 LTU.1991.26981													
DNS	1088	HARTSFELDER Daniel	 GER.1987.21634													
EWS100 MEN Master 40+																
1	1053	SELLORS Philip		0:07:47.21	3	<u>0:03:37.89</u>	1	<u>0:03:57.60</u>	1	<u>0:03:22.87</u>	1	<u>0:03:25.90</u>	1		0:38:56.69	
				0:05:21.73	1	0:05:41.37	2	<u>0:05:42.12</u>	1							
2	1060	TITLEY Andrew		0:07:45.58	2	0:03:38.94	2	0:04:01.37	2	0:03:23.07	2	0:03:28.47	4		0:39:17.99	+0:00:21.30
				0:05:26.72	2	<u>0:05:32.47</u>	1	0:06:01.37	5							
3	1059	JONES Sion	 GBR.1976.23430	0:07:56.57	5	0:03:44.86	3	0:04:08.44	3	0:03:30.03	3	0:03:31.92	5		0:39:57.32	+0:01:00.63
				0:05:28.68	3	0:05:47.90	5	0:05:48.92	2							













EWS 100 OVERALL RESULTS

Pos	Plate	Name Team	Nat EWS number	Stage 1 Stage 6	Pos Pos	Stage 2 Stage 7Q	Pos Pos	Stage 3 Stage 8	Pos Pos	Stage 4	Pos	Stage 5	Pos	Penalties	Time	Gap
EWS100 MEN Master 40+																
4	1061	SIMARD Kevin	 CAN.1976.24577	0:07:44.88 0:05:32.27	1 5	0:03:49.67 0:05:41.80	4 3	0:04:32.13 0:05:54.05	9 3	0:03:31.54	4	0:03:26.23	2		0:40:12.57	+0:01:15.88
5	1108	SZWED Bartosz	 POL.1978.25720	0:07:55.60 0:05:35.75	4 6	0:04:10.57 0:05:46.65	8 4	0:04:12.07 0:05:59.75	4 4	0:03:43.82	9	0:03:33.32	6		0:40:57.53	+0:02:00.84
6	1090	PFAFFENBERGER David	 CAN.1971.22605	0:08:12.98 0:05:32.22	8 4	0:03:56.30 0:07:08.00	5 22	0:04:17.85 0:06:02.85	5 6	0:03:35.57	6	0:03:28.32	3		0:42:14.09	+0:03:17.40
7	1136	DUARTE SALGUEIRO Jose Luis		0:08:27.22 0:05:35.83	9 7	0:04:15.02 0:06:01.05	9 6	0:04:29.30 0:06:19.86	7 11	0:03:38.03	7	0:03:38.07	8		0:42:24.38	+0:03:27.69
8	1083	DANIELSEN Simen	 NOR.1979.23390	0:08:12.62 0:06:14.42	7 18	0:04:06.50 0:06:20.93	7 10	0:04:22.38 0:06:35.30	6 14	0:03:34.88	5	0:03:33.54	7		0:43:00.57	+0:04:03.88
9	1135	AMARO Joao		0:08:08.90 0:05:47.55	6 8	0:04:05.77 0:06:38.92	6 17	0:04:30.07 0:06:17.43	8 9	0:03:40.05	8	0:03:57.15	16		0:43:05.84	+0:04:09.15
10	1130	FREITAS Vitor		0:08:33.32 0:05:52.00	11 9	0:04:17.85 0:06:05.04	10 7	0:04:36.63 0:06:14.63	10 8	0:03:55.37	14	0:03:47.97	12		0:43:22.81	+0:04:26.12
11	1129	SANTORIO Renato		0:08:29.17 0:05:55.60	10 10	0:04:28.94 0:06:08.60	12 8	0:04:41.65 0:06:11.00	12 7	0:03:45.21	10	0:03:44.17	10		0:43:24.34	+0:04:27.65
12	1068	SWANN Ben		0:08:58.97 0:06:07.53	14 13	0:04:23.44 0:06:32.23	11 14	0:04:40.15 0:06:31.85	11 13	0:03:49.07	11	0:03:44.95	11		0:44:48.19	+0:05:51.50
13	1103	KUCZMA Tomasz		0:09:03.28 0:06:12.17	16 16	0:04:51.95 0:06:32.90	16 15	0:04:50.33 0:06:29.50	15 12	0:03:52.83	13	0:03:43.30	9		0:45:36.26	+0:06:39.57
14	1112	COELHO Marco		0:09:03.10 0:06:08.62	15 14	0:04:44.33 0:06:31.82	15 13	0:04:56.04 0:06:57.56	16 19	0:04:03.69	19	0:03:54.57	15		0:46:19.73	+0:07:23.04
15	1017	CORREIA Joao		0:08:57.75 0:06:10.87	12 15	0:04:40.92 0:06:33.10	13 16	0:05:17.40 0:06:53.91	21 18	0:03:56.56	15	0:03:53.24	14		0:46:23.75	+0:07:27.06
16	1140	DAUMAS Eric	 FRA.1968.22075	0:09:35.40 0:06:13.58	21 17	0:04:42.88 0:06:27.99	14 12	0:04:44.24 0:06:52.21	14 17	0:04:03.21	18	0:03:57.23	17		0:46:36.74	+0:07:40.05
17	1121	SOUSA Antonio		0:09:19.86 0:06:17.12	19 19	0:05:32.80 0:07:21.13	26 24	0:05:09.72 0:06:45.05	20 16	0:04:16.81	22	0:04:08.50	21		0:48:50.99	+0:09:54.30

EWS 100 OVERALL RESULTS

Pos	Plate	Name Team	Nat EWS number	Stage 1 Stage 6	Pos	Stage 2 Stage 7Q	Pos	Stage 3 Stage 8	Pos	Stage 4	Pos	Stage 5	Pos	Penalties	Time	Gap
EWS100 MEN Master 40+																
18	1113	JARDIM Nuno		0:08:58.34	13	0:07:30.93	32	0:04:56.22	17	0:03:59.35	16	0:03:53.12	13		0:48:53.07	+0:09:56.38
				0:06:02.94	12	0:06:24.19	11	0:07:07.98	21							
19	1067	TWIST Mark		0:09:16.49	18	0:04:55.70	17	0:05:08.75	19	0:04:19.15	24	0:04:15.16	26		0:48:58.49	+0:10:01.80
				0:06:48.35	26	0:07:02.06	20	0:07:12.83	22							
20	1122	FERREIRA Jose		0:09:07.55	17	0:05:28.12	24	0:04:42.80	13	0:03:52.45	12	0:07:18.13	33		0:49:05.82	+0:10:09.13
				0:06:01.25	11	0:06:15.72	9	0:06:19.80	10							
21	1123	PEREIRA Joao		0:10:04.91	26	0:05:26.85	22	0:05:01.80	18	0:04:23.75	27	0:04:20.70	28		0:49:35.83	+0:10:39.14
				0:06:46.77	25	0:06:51.30	19	0:06:39.75	15							
22	1131	COSTA Luis		0:09:26.72	20	0:05:31.73	25	0:05:23.75	23	0:04:01.09	17	0:04:03.15	19		0:50:05.33	+0:11:08.64
				0:06:20.39	20	0:06:45.78	18	0:08:32.72	32							
23	1142	RODRIGUEZ Benoit		0:09:44.25	23	0:05:18.65	21	0:05:53.99	29	0:04:11.93	21	0:04:14.87	25		0:50:29.23	+0:11:32.54
				0:06:32.25	21	0:07:32.52	27	0:07:00.77	20							
24	1139	PESTANA Jose Gregorio		0:10:17.02	28	0:05:11.31	19	0:05:27.11	25	0:04:18.73	23	0:04:06.70	20		0:50:33.04	+0:11:36.35
				0:06:49.88	27	0:07:09.32	23	0:07:12.97	23							
25	1128	AGOSTINHO Eder		0:09:48.88	24	0:06:06.38	28	0:05:19.55	22	0:04:21.55	25	0:04:10.60	23		0:50:52.40	+0:11:55.71
				0:06:34.70	22	0:07:05.97	21	0:07:24.77	25							
26	1126	SILVA Luciano		0:09:41.70	22	0:05:26.91	23	0:05:26.40	24	0:04:11.12	20	0:04:00.57	18		0:51:23.86	+0:12:27.17
				0:06:36.62	24	0:08:37.54	30	0:07:23.00	24							
27	1133	SALES Paulo		0:10:14.46	27	0:05:08.72	18	0:05:31.91	26	0:04:28.71	28	0:04:18.07	27		0:51:44.99	+0:12:48.30
				0:06:59.50	28	0:07:27.80	25	0:07:35.82	27							
28	1138	GOMES Eleuterio		0:10:30.27	30	0:05:14.47	20	0:05:37.58	27	0:04:22.59	26	0:04:11.07	24		0:51:54.23	+0:12:57.54
				0:06:59.53	29	0:07:29.82	26	0:07:28.90	26							
29	1132	SERRAO Paulo		0:10:02.30	25	0:05:56.34	27	0:05:53.28	28	0:04:33.84	30	0:04:08.97	22		0:52:30.94	+0:13:34.25
				0:06:36.02	23	0:07:40.80	28	0:07:39.39	28							
30	1084	PERI Harel		0:11:03.35	31	0:06:32.50	29	0:06:18.73	31	0:04:47.17	31	0:04:51.34	30		0:57:00.21	+0:18:03.52
			ISR.1971.25495	0:07:17.67	30	0:08:12.50	29	0:07:56.95	29							
31	1141	DIASCOSTA Franck		0:11:54.58	33	0:06:53.22	30	0:06:14.77	30	0:04:31.58	29	0:04:57.99	31		0:59:32.47	+0:20:35.78
				0:07:44.24	33	0:08:58.47	31	0:08:17.62	30							

EWS 100 OVERALL RESULTS

Pos	Plate	Name Team	Nat EWS number	Stage 1 Stage 6	Pos Pos	Stage 2 Stage 7Q	Pos Pos	Stage 3 Stage 8	Pos Pos	Stage 4	Pos	Stage 5	Pos	Penalties	Time	Gap
EWS100 MEN Master 40+																
32	1137	CARDOSO Walther		0:11:44.65	32	0:09:33.73	33	0:06:57.60	32	0:06:01.94	33	0:05:06.40	32		1:04:34.27	+0:25:37.58
				0:07:42.55	32	0:09:07.85	32	0:08:19.55	31							
DNF	1134	SA FIGUEIRA Bruno		0:10:23.81	29	0:07:14.02	31			0:05:04.80	32	0:04:32.90	29			
				0:07:30.70	31	0:09:51.82	33									
DNF	1101	HENDING Matt		0:12:34.67	34											
EWS100 MEN Under 21																
1	1041	ENNIS Ross		0:07:23.08	2	0:03:51.90	3	0:04:07.70	3	0:03:18.14	2	0:03:17.68	2		0:38:05.46	
			IRL.2001.25954	0:05:06.17	1	0:05:14.09	1	0:05:46.70	1							
2	1031	SANTOS Joao		0:07:53.75	3	0:03:45.90	2	0:04:01.45	2	0:03:23.60	3	0:03:20.07	3		0:39:38.22	+0:01:32.76
				0:05:22.70	3	0:05:28.53	2	0:06:22.22	2							
DNF	1040	SERRA Paul		0:07:19.73	1	0:03:21.69	1	0:03:52.53	1	0:03:12.18	1	0:03:10.58	1			
			USA.2000.21708	0:05:06.53	2	0:05:36.05	3									
DNF	1036	PONTHUS Matthieu		0:20:20.90	5	0:03:53.17	4	0:04:08.27	4	0:04:20.15	4					
			FRA.2000.23103													
DNF	1029	LAMBAZ Leonardo		0:09:02.42	4	0:48:35.33	5									
DNS	1030	GOIS Francisco														
EWS100 WOMEN																
1	1099	LESLIE Georgia		0:08:48.69	1	0:04:35.47	1	0:04:50.30	1	0:03:56.25	1	0:03:51.05	1		0:45:38.70	
				0:06:05.72	1	0:06:40.15	1	0:06:51.07	2							
2	1127	COSTA Carolina		0:09:11.75	2	0:04:47.17	2	0:04:55.54	2	0:04:09.25	2	0:03:51.79	2		0:46:37.67	+0:00:58.97
				0:06:12.39	2	0:06:49.48	2	0:06:40.30	1							
EWS100 WOMEN Master 35+																
DNF	1102	LEITE Alda		0:14:37.50	1			0:08:48.87	1	0:06:13.02	1	0:05:39.02	1			
				0:08:35.38	1	0:13:05.62	1	0:10:30.60	1							

Statistics

Entries / Nations	Finished	DNF	DSQ	DNS	Weather	Temperature	Distance	Elevation
137 / 24	118	14	0	5	Mostly sunny	21°C	70 km	+2,480 m / -4,100 m