




























## EWS 100 RESULTS OVERALL

Pos	Plate	Name Team	Nat EWS number	Stage 1	Pos	Stage 2	Pos	Stage 3	Pos	Stage 4Q	Pos	Stage 5	Pos	Penalties	Time	Gap
<b>EWS100   MEN</b>																
1	1081	ROBINSON Jake	 NZL.1998.25037	0:04:41.48	3	<u>0:03:32.81</u>	1	<u>0:08:29.35</u>	1	0:07:58.06	3	0:05:09.49	2		<b>0:29:51.19</b>	
2	1068	NIMMO Dane	 NZL.1998.24905	0:04:54.23	10	0:03:39.46	2	0:08:33.50	3	<u>0:07:45.85</u>	1	0:05:16.20	5		<b>0:30:09.24</b>	+0:00:18.05
3	1062	MAURY Tom	 FRA.1990.21357	0:04:38.19	2	0:03:41.15	3	0:08:52.27	5	0:08:12.23	10	<u>0:05:05.55</u>	1		<b>0:30:29.39</b>	+0:00:38.20
4	1015	COLE Cam	 NZL.1998.24905	<u>0:04:36.69</u>	1	0:03:52.66	12	0:08:56.52	6	0:07:57.93	2	0:05:09.94	3		<b>0:30:33.74</b>	+0:00:42.55
5	1037	HAYDEN Teddy	 USA.1998.25037	0:04:45.35	6	0:03:46.03	5	0:08:57.08	8	0:08:13.49	12	0:05:19.87	8		<b>0:31:01.82</b>	+0:01:10.63
6	1105	CSEH Jesse	 NZL.1998.24905	0:04:47.58	7	0:04:01.06	27	0:08:56.92	7	0:08:05.34	6	0:05:19.10	7		<b>0:31:10.00</b>	+0:01:18.81
7	1044	HOLOWKO Alex	 GBR.1990.21357	0:04:42.05	4	0:03:59.56	24	0:08:57.87	9	0:08:11.72	9	0:05:30.70	16		<b>0:31:21.90</b>	+0:01:30.71
8	1072	PEARCE Blake	 AUS.1997.25466	0:05:02.53	18	0:03:49.07	7	0:09:08.41	22	0:08:05.70	7	0:05:17.37	6		<b>0:31:23.08</b>	+0:01:31.89
9	1031	HALLAM Daniel	 AUS.1989.24684	0:04:44.86	5	0:03:58.08	20	0:08:58.96	12	0:08:22.74	17	0:05:30.46	15		<b>0:31:35.10</b>	+0:01:43.91
10	1091	TUCKER Nathan	 NZL.1996.23121	0:04:56.19	12	0:03:51.38	9	0:08:51.55	4	0:08:16.94	15	0:05:41.89	29		<b>0:31:37.95</b>	+0:01:46.76
11	1043	HOFMAN Robert	 AUS.1997.25784	0:05:04.13	19	0:03:54.14	14	0:09:03.24	14	0:08:24.91	22	0:05:13.24	4		<b>0:31:39.66</b>	+0:01:48.47
12	1007	BRADSHAW Tom	 NZL.1993.24526	0:05:09.94	25	0:03:59.48	22	0:09:04.21	15	0:08:03.18	5	0:05:23.48	10		<b>0:31:40.29</b>	+0:01:49.10
13	1083	SINCLAIR Tom	 NZL.1996.23121	0:04:54.38	11	0:03:59.08	21	0:08:58.03	10	0:08:14.38	13	0:05:39.93	28		<b>0:31:45.80</b>	+0:01:54.61
14	1056	LOCKWOOD Kyle	 NZL.1996.23121	0:04:52.24	9	0:03:46.57	6	0:08:32.37	2	0:08:57.47	39	0:05:38.05	26		<b>0:31:46.70</b>	+0:01:55.51













## EWS 100 RESULTS OVERALL

Pos	Plate	Name Team	Nat EWS number	Stage 1	Pos	Stage 2	Pos	Stage 3	Pos	Stage 4Q	Pos	Stage 5	Pos	Penalties	Time	Gap
<b>EWS100   MEN</b>																
15	1027	GONDOUIN Antoine	NCL	0:04:58.14	13	0:04:06.71	35	0:09:08.39	21	0:08:14.98	14	0:05:21.36	9		<b>0:31:49.58</b>	+0:01:58.39
16	1006	BIRCH Chris		0:04:59.90	14	0:04:02.35	28	0:09:14.70	25	0:08:03.17	4	0:05:31.83	17		<b>0:31:51.95</b>	+0:02:00.76
17	1059	MAGGS David	 AUS.1996.23408	0:05:02.27	17	0:03:54.55	15	0:09:07.79	20	0:08:17.19	16	0:05:37.67	25		<b>0:31:59.47</b>	+0:02:08.28
18	1005	BIRCH Cameron		0:05:06.92	22	0:03:52.07	11	0:09:06.41	16	0:08:09.20	8	0:05:48.39	37		<b>0:32:02.99</b>	+0:02:11.80
19	1004	BERTELSEN Jeppe Bob		0:05:08.03	23	0:03:50.77	8	0:09:21.22	29	0:08:23.89	21	0:05:29.63	13		<b>0:32:13.54</b>	+0:02:22.35
20	1086	TAYLOR Scott	 NZL.1991.24948	0:05:09.87	24	0:03:53.91	13	0:08:59.01	13	0:08:44.25	31	0:05:29.71	14		<b>0:32:16.75</b>	+0:02:25.56
21	1008	BURKE Trevor		0:05:10.00	26	0:03:57.30	18	0:08:58.95	11	0:08:39.17	28	0:05:32.42	19		<b>0:32:17.84</b>	+0:02:26.65
22	1080	RILEY Glen		0:05:14.66	31	0:03:52.01	10	0:09:11.49	24	0:08:23.13	19	0:05:39.34	27		<b>0:32:20.63</b>	+0:02:29.44
23	1046	HUNT Mathew		0:05:16.10	33	0:04:05.84	34	0:09:15.51	26	0:08:12.44	11	0:05:33.91	20		<b>0:32:23.80</b>	+0:02:32.61
24	1050	JOHNSTON William		0:05:00.34	15	0:04:27.21	56	0:09:07.44	19	0:08:22.88	18	0:05:27.63	12		<b>0:32:25.50</b>	+0:02:34.31
25	1064	MCDOWELL Jeff		0:05:04.84	20	0:03:56.23	17	0:09:06.82	18	0:08:23.41	20	0:06:01.71	45		<b>0:32:33.01</b>	+0:02:41.82
26	1087	TELFORD Rhys	 NZL.1987.24950	0:05:00.47	16	0:03:59.52	23	0:09:17.05	27	0:08:32.51	25	0:05:44.38	32		<b>0:32:33.93</b>	+0:02:42.74
27	1055	LAUDER Bradley	 NZL.1985.27531	0:05:13.90	30	0:04:00.59	26	0:09:20.12	28	0:08:26.02	23	0:05:44.47	33		<b>0:32:45.10</b>	+0:02:53.91
28	1057	LUTZELER Willi		0:05:10.66	27	0:04:08.02	36	0:09:33.42	31	0:08:31.45	24	0:05:35.24	22		<b>0:32:58.79</b>	+0:03:07.60















## EWS 100 RESULTS OVERALL

Pos	Plate	Name Team	Nat EWS number	Stage 1	Pos	Stage 2	Pos	Stage 3	Pos	Stage 4Q	Pos	Stage 5	Pos	Penalties	Time	Gap
<b>EWS100   MEN</b>																
29	1054	LAMB James		0:05:12.82	28	0:04:00.55	25	0:09:38.16	37	0:08:34.51	26	0:05:37.64	24		<b>0:33:03.68</b>	+0:03:12.49
30	1042	HILL Cameron	 NZL.1995.23143	0:05:06.87	21	0:04:15.85	43	0:09:33.56	32	0:08:39.21	29	0:05:35.18	21		<b>0:33:10.67</b>	+0:03:19.48
31	1020	DONALDSON Sam	 NZL.1986.25981	0:05:37.06	55	0:03:54.70	16	0:09:37.72	36	0:08:41.63	30	0:05:26.92	11		<b>0:33:18.03</b>	+0:03:26.84
32	1078	REYNOLDS Leigh		0:05:26.35	44	0:04:12.52	40	0:09:06.66	17	0:08:51.03	33	0:05:50.47	39		<b>0:33:27.03</b>	+0:03:35.84
33	1033	HAMILTON Ricky		0:04:51.87	8	0:03:44.16	4	0:09:08.57	23	0:10:22.26	65	0:05:31.96	18		<b>0:33:38.82</b>	+0:03:47.63
34	1024	GALVIN Jack	 AUS.1998.21377	0:05:22.33	41	0:04:11.02	39	0:09:36.65	34	0:08:53.94	35	0:05:37.56	23		<b>0:33:41.50</b>	+0:03:50.31
35	1045	HOWIESON Andrew		0:05:19.43	36	0:03:57.87	19	0:09:38.73	39	0:08:56.94	38	0:05:50.78	40		<b>0:33:43.75</b>	+0:03:52.56
36	1048	JENKINS Mason		0:05:21.94	39	0:04:16.16	44	0:09:35.96	33	0:08:48.17	32	0:05:50.07	38		<b>0:33:52.30</b>	+0:04:01.11
37	1075	POLVERINO Blake	 AUS.1993.26031	0:05:28.25	47	0:04:10.47	38	0:09:48.48	44	0:08:53.65	34	0:05:44.23	31		<b>0:34:05.08</b>	+0:04:13.89
38	1025	GIBSON Ben	 NZL.1990.26071	0:05:28.12	46	0:04:04.81	31	0:09:57.40	50	0:08:38.20	27	0:06:03.98	49		<b>0:34:12.51</b>	+0:04:21.32
39	1066	MOORE Tom		0:05:21.84	38	0:04:18.16	48	0:09:36.67	35	0:09:12.00	42	0:05:46.38	35		<b>0:34:15.05</b>	+0:04:23.86
40	1085	STEEL Zander		0:05:55.03	62	0:04:04.55	30	0:09:38.58	38	0:09:05.12	41	0:05:44.21	30		<b>0:34:27.49</b>	+0:04:36.30
41	1032	HALSHAW Chris		0:05:18.39	34	0:04:36.99	61	0:09:30.43	30	0:09:17.10	43	0:05:57.96	42		<b>0:34:40.87</b>	+0:04:49.68
42	1089	TOMOS Gruff	 GBR.1996.26081	0:05:22.13	40	0:04:17.02	45	0:09:47.54	43	0:09:23.42	49	0:05:56.12	41		<b>0:34:46.23</b>	+0:04:55.04

## EWS 100 RESULTS OVERALL

Pos	Plate	Name Team	Nat EWS number	Stage 1	Pos	Stage 2	Pos	Stage 3	Pos	Stage 4Q	Pos	Stage 5	Pos	Penalties	Time	Gap
<b>EWS100   MEN</b>																
43	1098	WOODALL Mathew	 AUS.1996.26113	0:05:29.02	49	0:04:18.45	49	0:09:53.64	48	0:09:04.92	40	0:06:00.63	44		<b>0:34:46.66</b>	+0:04:55.47
44	1036	HARMER Justin	 AUS.1996.26113	0:05:30.66	50	0:04:03.70	29	0:10:11.28	58	0:09:20.58	46	0:05:45.56	34		<b>0:34:51.78</b>	+0:05:00.59
45	1069	NUNES Marcell	 BRA.1987.26456	0:05:15.80	32	0:04:05.32	32	0:09:51.28	47	0:09:23.80	50	0:06:29.36	66		<b>0:35:05.56</b>	+0:05:14.37
46	1023	DUCHAIINE Johan	NCL	0:05:37.87	56	0:04:21.97	51	0:09:49.06	45	0:09:19.05	45	0:06:02.25	46		<b>0:35:10.20</b>	+0:05:19.01
47	1051	KISZALA Bartlomiej	 POL.1984.25741	0:05:23.39	42	0:04:24.03	52	0:09:46.07	41	0:09:21.07	47	0:06:17.36	57		<b>0:35:11.92</b>	+0:05:20.73
48	1041	HILL Sheldon		0:05:34.45	53	0:04:05.43	33	0:10:37.87	63	0:08:54.37	36	0:05:59.98	43		<b>0:35:12.10</b>	+0:05:20.91
49	1035	HAMPTON Jordan		0:05:37.88	57	0:04:36.56	60	0:09:40.36	40	0:08:56.60	37	0:06:29.51	67		<b>0:35:20.91</b>	+0:05:29.72
50	1001	BATALLER Martyn	 GBR.1995.25134	0:05:30.92	51	0:04:10.04	37	0:09:54.92	49	0:09:34.18	53	0:06:15.01	56		<b>0:35:25.07</b>	+0:05:33.88
51	1053	KUROSAWA Daisuke	 JPN.1990.22841	0:05:18.41	35	0:04:20.05	50	0:10:00.18	51	0:09:18.90	44	0:06:28.11	65		<b>0:35:25.65</b>	+0:05:34.46
52	1003	BENTON Matthew		0:05:20.74	37	0:04:18.12	47	0:09:50.46	46	0:09:53.55	58	0:06:17.66	58		<b>0:35:40.53</b>	+0:05:49.34
53	1076	PURDIE Caleb		0:05:35.61	54	0:04:26.27	55	0:10:03.34	54	0:09:34.88	54	0:06:08.53	53		<b>0:35:48.63</b>	+0:05:57.44
54	1061	MARTOS GARRIDO Antonio	 ESP.1987.25091	0:05:54.56	61	0:04:27.68	57	0:10:01.25	52	0:09:30.34	51	0:06:05.34	50		<b>0:35:59.17</b>	+0:06:07.98
55	1090	TOUDIC Ben	NCL	0:05:13.18	29	0:04:13.17	41	0:10:18.95	59	0:10:18.48	64	0:06:07.49	52		<b>0:36:11.27</b>	+0:06:20.08
56	1097	WHITING Christopher		0:05:50.23	59	0:04:42.68	64	0:10:05.71	55	0:09:21.38	48	0:06:11.54	55		<b>0:36:11.54</b>	+0:06:20.35









## EWS 100 RESULTS OVERALL

Pos	Plate	Name Team	Nat EWS number	Stage 1	Pos	Stage 2	Pos	Stage 3	Pos	Stage 4Q	Pos	Stage 5	Pos	Penalties	Time	Gap
<b>EWS100   MEN</b>																
57	1079	RICHMOND Robert	 EWS number	0:05:28.59	48	0:04:24.06	53	0:10:22.91	61	0:10:01.62	60	0:06:06.25	51		<b>0:36:23.43</b>	+0:06:32.24
58	1071	PASTORE Colby	 USA.1992.26165	0:05:32.02	52	0:04:14.90	42	0:10:26.70	62	0:10:09.75	62	0:06:03.34	48		<b>0:36:26.71</b>	+0:06:35.52
59	1092	VAN DER VEEN Jake	 GBR.1994.21342	0:05:27.90	45	0:05:38.28	79	0:09:46.69	42	0:09:40.36	55	0:06:19.15	59		<b>0:36:52.38</b>	+0:07:01.19
60	1040	HILL Jono	 EWS number	0:06:01.94	67	0:05:05.15	70	0:10:02.83	53	0:09:31.65	52	0:06:27.26	63		<b>0:37:08.83</b>	+0:07:17.64
61	1049	JOHNS Brad	 EWS number	0:05:58.47	64	0:04:44.92	65	0:10:08.42	57	0:10:01.52	59	0:06:20.10	60		<b>0:37:13.43</b>	+0:07:22.24
62	1022	DOYLE John	 EWS number	0:05:57.55	63	0:04:34.66	58	0:10:20.95	60	0:10:35.67	70	0:06:10.27	54		<b>0:37:39.10</b>	+0:07:47.91
63	1067	NATOLI Luke	 AUS.1983.25956	0:05:52.09	60	0:04:39.64	63	0:10:48.31	68	0:10:27.40	66	0:06:02.75	47		<b>0:37:50.19</b>	+0:07:59.00
64	1096	WEIR Chris	 EWS number	0:06:12.83	71	0:05:05.72	71	0:10:46.29	67	0:09:53.00	57	0:06:27.77	64		<b>0:38:25.61</b>	+0:08:34.42
65	1099	ZAYTSEV Igor	 EWS number	0:06:01.24	65	0:04:53.61	67	0:10:39.68	64	0:10:07.46	61	0:06:48.07	72		<b>0:38:30.06</b>	+0:08:38.87
66	1009	CAMPBELL Gary	 EWS number	0:06:16.04	72	0:05:22.92	76	0:10:06.33	56	0:10:28.04	67	0:06:29.67	68		<b>0:38:43.00</b>	+0:08:51.81
67	1019	CULLEN Sam	 AUS.1992.25537	0:06:21.70	73	0:05:27.78	77	0:10:43.67	65	0:09:52.70	56	0:06:25.03	62		<b>0:38:50.88</b>	+0:08:59.69
68	1060	MAROULIS Kostas	 EWS number	0:06:02.88	68	0:04:51.85	66	0:11:16.47	72	0:10:32.82	69	0:06:58.12	73		<b>0:39:42.14</b>	+0:09:50.95
69	1094	WALKER Morgan	 EWS number	0:05:41.79	58	0:04:38.86	62	0:10:45.99	66	0:12:26.45	80	0:06:21.28	61		<b>0:39:54.37</b>	+0:10:03.18
70	1038	HEBSON Nicholas	 EWS number	0:06:07.50	70	0:05:07.12	73	0:11:06.79	69	0:11:00.31	74	0:06:35.88	70		<b>0:39:57.60</b>	+0:10:06.41







## EWS 100 RESULTS OVERALL

Pos	Plate	Name Team	Nat EWS number	Stage 1	Pos	Stage 2	Pos	Stage 3	Pos	Stage 4Q	Pos	Stage 5	Pos	Penalties	Time	Gap
<b>EWS100   MEN</b>																
71	1011	CARRINGTON James		0:06:42.24	78	0:05:13.77	74	0:11:07.51	70	0:10:17.96	63	0:06:41.85	71		<b>0:40:03.33</b>	+0:10:12.14
72	1088	THOMSON Ben		0:06:06.52	69	0:05:05.76	72	0:11:36.61	75	0:10:58.14	73	0:06:32.73	69		<b>0:40:19.76</b>	+0:10:28.57
73	1029	GRAY Clinton		0:06:01.75	66	0:04:17.92	46	0:11:08.37	71	0:11:53.55	78	0:07:11.99	78		<b>0:40:33.58</b>	+0:10:42.39
74	1026	GIN Victor		0:06:41.25	77	0:05:16.83	75	0:12:04.07	78	0:10:28.20	68	0:06:59.04	74		<b>0:41:29.39</b>	+0:11:38.20
75	1095	WEEKS Dave	 GBR.1991.26125	0:06:29.62	75	0:05:01.26	69	0:11:29.09	73	0:11:34.97	77	0:07:02.43	75		<b>0:41:37.37</b>	+0:11:46.18
76	1012	CASTILLEJA Philip		0:07:10.29	79	0:04:35.31	59	0:11:37.19	76	0:11:19.66	75	0:07:10.86	77		<b>0:41:53.31</b>	+0:12:02.12
77	1028	GORAJ Lukasz	 POL.1989.26210	0:07:32.71	81	0:05:30.75	78	0:11:34.17	74	0:10:51.47	71	0:07:04.63	76		<b>0:42:33.73</b>	+0:12:42.54
78	1014	COKER Declan	 NZL.1993.27620	0:06:23.70	74	0:04:55.83	68	0:12:18.28	79	0:12:11.80	79	0:08:05.57	80		<b>0:43:55.18</b>	+0:14:03.99
79	1077	RADFORD Harry		0:06:35.97	76	0:05:40.34	80	0:12:32.36	80	0:11:22.15	76	0:08:10.29	81		<b>0:44:21.11</b>	+0:14:29.92
80	1047	HUNT Ryan		0:07:24.50	80	0:06:02.82	82	0:11:38.00	77	0:12:28.71	81	0:07:42.22	79		<b>0:45:16.25</b>	+0:15:25.06
81	1010	CANEDO Anthony Joseph	 PHI.1986.26470	0:09:00.33	83	0:07:17.63	83	0:14:52.88	82	0:19:33.70	83	0:10:56.53	82		<b>1:01:41.07</b>	+0:31:49.88
82	1013	CHAMBLISS Lucas		0:05:24.47	43	0:04:24.06	53	0:35:16.07	84	0:10:57.40	72	0:05:48.11	36		<b>1:01:50.11</b>	+0:31:58.92
DNF	1002	BENNETT Marc		0:09:29.83	84	0:05:51.83	81	0:13:19.43	81	0:19:12.82	82					
DNF	1021	DONCHUK Alexander		0:08:14.53	82	0:07:21.82	84	0:17:27.07	83							

## EWS 100 RESULTS OVERALL




Pos	Plate	Name Team	Nat EWS number	Stage 1	Pos	Stage 2	Pos	Stage 3	Pos	Stage 4Q	Pos	Stage 5	Pos	Penalties	Time	Gap
<b>EWS100   MEN</b>																
DNS	1063	MCCAFFREY Mike														
DNS	1052	KOLLBEK Michal	 POL.1984.27154													
DNS	1058	MACLACHLAN Ben														
<b>EWS100   MEN   Master 40+</b>																
1	1144	SEQUERA Lionel	 FRA.1978.25679	<u>0:04:54.24</u>	1	0:04:02.34	2	0:09:16.26	2	0:08:18.71	2	<u>0:05:28.65</u>	1		<b>0:32:00.20</b>	
2	1139	METZ Mike		0:05:28.49	8	<u>0:03:50.03</u>	1	<u>0:08:55.30</u>	1	<u>0:08:08.75</u>	1	0:05:47.91	3		<b>0:32:10.48</b>	+0:00:10.28
3	1152	WINGATE Christian	 NZL.1976.23125	0:05:06.30	2	0:04:13.59	5	0:09:29.94	3	0:08:31.05	3	0:05:40.97	2		<b>0:33:01.85</b>	+0:01:01.65
4	1134	JACOB John		0:05:20.46	3	0:04:16.24	8	0:09:44.84	6	0:08:52.11	5	0:05:58.13	6		<b>0:34:11.78</b>	+0:02:11.58
5	1141	MOLIJN Matt	 NZL.1975.25292	0:05:21.31	5	0:04:22.32	10	0:09:44.54	5	0:08:59.01	6	0:05:48.37	4		<b>0:34:15.55</b>	+0:02:15.35
6	1148	TANDY Arran		0:05:21.45	6	0:04:22.09	9	0:09:49.88	8	0:09:31.11	13	0:05:53.17	5		<b>0:34:57.70</b>	+0:02:57.50
7	1145	SMITH Andrew		0:05:27.04	7	0:04:12.02	4	0:10:04.66	12	0:09:21.32	10	0:05:59.18	7		<b>0:35:04.22</b>	+0:03:04.02
8	1130	EGGLESTON Erin		0:05:56.09	22	0:04:27.12	13	0:09:47.29	7	0:08:45.84	4	0:06:26.28	15		<b>0:35:22.62</b>	+0:03:22.42
9	1149	TARPLETT Andre		0:05:48.89	15	0:04:10.82	3	0:09:30.23	4	0:09:28.91	12	0:06:44.91	19		<b>0:35:43.76</b>	+0:03:43.56
10	1143	PRETTY James		0:05:44.00	13	0:04:33.64	14	0:09:53.04	9	0:09:16.68	8	0:06:25.58	14		<b>0:35:52.94</b>	+0:03:52.74

## EWS 100 RESULTS OVERALL















Pos	Plate	Name Team	Nat EWS number	Stage 1	Pos	Stage 2	Pos	Stage 3	Pos	Stage 4Q	Pos	Stage 5	Pos	Penalties	Time	Gap
<b>EWS100   MEN   Master 40+</b>																
11	1123	ALEXANDER Robert	 GBR.1971.24999	0:05:51.89	18	0:04:33.99	15	0:10:07.02	13	0:09:19.36	9	0:06:06.38	9		<b>0:35:58.64</b>	+0:03:58.44
12	1127	COBB John		0:06:00.11	25	0:04:15.01	6	0:10:03.88	11	0:09:24.48	11	0:06:20.85	13		<b>0:36:04.33</b>	+0:04:04.13
13	1140	MILLS Duncan		0:05:37.89	11	0:04:15.06	7	0:09:56.97	10	0:10:14.77	18	0:06:17.76	11		<b>0:36:22.45</b>	+0:04:22.25
14	1135	JAMIESON Brooke		0:05:58.58	23	0:04:42.74	19	0:10:13.03	14	0:09:12.53	7	0:06:32.62	17		<b>0:36:39.50</b>	+0:04:39.30
15	1138	MAGON Tony		0:05:21.11	4	0:04:24.06	11	0:11:10.47	23	0:09:51.75	16	0:06:02.60	8		<b>0:36:49.99</b>	+0:04:49.79
16	1142	NORRIS Karl		0:05:44.88	14	0:04:38.38	18	0:10:28.57	17	0:09:44.70	15	0:06:14.25	10		<b>0:36:50.78</b>	+0:04:50.58
17	1151	WILKINSON Fraser		0:05:42.05	12	0:04:42.78	20	0:10:30.71	18	0:10:08.08	17	0:06:18.35	12		<b>0:37:21.97</b>	+0:05:21.77
18	1146	SPRAGUE Steve		0:05:51.22	17	0:04:35.52	16	0:10:27.45	16	0:10:15.42	19	0:06:31.07	16		<b>0:37:40.68</b>	+0:05:40.48
19	1137	KAVANAGH Andre		0:05:54.93	20	0:04:58.28	23	0:10:16.95	15	0:09:41.63	14	0:06:53.89	22		<b>0:37:45.68</b>	+0:05:45.48
20	1150	WHEELWORKS Gav		0:05:49.38	16	0:04:46.56	21	0:10:33.42	19	0:11:01.88	22	0:06:37.44	18		<b>0:38:48.68</b>	+0:06:48.48
21	1128	DAVEY Craig		0:05:37.73	10	0:04:35.78	17	0:10:48.66	20	0:11:00.34	21	0:06:47.06	20		<b>0:38:49.57</b>	+0:06:49.37
22	1147	TAGUE Alex		0:05:58.70	24	0:04:26.96	12	0:11:04.00	22	0:10:51.57	20	0:07:09.70	24		<b>0:39:30.93</b>	+0:07:30.73
23	1129	EASTMAN Lance		0:06:53.39	27	0:04:52.40	22	0:11:34.62	24	0:11:08.14	23	0:07:12.81	25		<b>0:41:41.36</b>	+0:09:41.16
24	1154	YOUNG Chris		0:05:55.19	21	0:05:11.63	24	0:11:55.80	26	0:11:52.46	25	0:06:52.67	21		<b>0:41:47.75</b>	+0:09:47.55






## EWS 100 RESULTS OVERALL

Pos	Plate	Name Team	Nat EWS number	Stage 1	Pos	Stage 2	Pos	Stage 3	Pos	Stage 4Q	Pos	Stage 5	Pos	Penalties	Time	Gap
<b>EWS100   MEN   Master 40+</b>																
25	1155	ZALEWA Alan		0:06:23.91	26	0:05:11.96	25	0:11:42.32	25	0:11:28.76	24	0:07:06.57	23		<b>0:41:53.52</b>	+0:09:53.32
26	1131	GANDERTON Ian		0:05:53.41	19	0:05:52.92	27	0:11:59.20	27	0:15:25.44	26	0:07:29.53	26		<b>0:46:40.50</b>	+0:14:40.30
DNF	1133	HOLT Brendan	 AUS.1978.25440	0:07:25.78	28	0:05:19.29	26	0:10:55.46	21	0:16:50.63	27					
DNF	1124	BEAUDRY Jason		0:08:18.05	29	0:06:46.06	28									
DNF	1126	BURTON Stephen		0:05:33.62	9											
DNS	1153	YOUNG Garth														
<b>EWS100   MEN   Under 21</b>																
1	1108	FIERRO Flynn	 NZL.2001.26825	0:04:43.63	4	0:03:41.16	3	<u>0:08:30.33</u>	1	0:07:50.47	3	<u>0:05:09.53</u>	1		<b>0:29:55.12</b>	
2	1113	LORD Samuel		0:04:40.90	2	0:03:39.53	2	0:08:42.37	5	<u>0:07:43.82</u>	1	0:05:27.99	9		<b>0:30:14.61</b>	+0:00:19.49
3	1100	ARMSTRONG Mitch	 NZL.2001.24714	0:04:44.60	6	<u>0:03:39.35</u>	1	0:08:30.80	2	0:07:55.87	5	0:05:24.43	8		<b>0:30:15.05</b>	+0:00:19.93
4	1103	BERRY Matt	 NZL.2000.23138	0:04:48.77	7	0:03:46.14	8	0:08:39.15	4	0:07:45.51	2	0:05:21.22	5		<b>0:30:20.79</b>	+0:00:25.67
5	1118	SHARMAN Fletcher	 NZL.1999.23132	0:04:43.75	5	0:03:51.97	13	0:08:44.57	7	0:08:08.72	9	0:05:15.72	2		<b>0:30:44.73</b>	+0:00:49.61
6	1112	HIDES Max	 NZL.1999.25137	<u>0:04:39.49</u>	1	0:03:51.50	12	0:08:51.54	10	0:08:08.60	8	0:05:15.93	3		<b>0:30:47.06</b>	+0:00:51.94
7	1106	CURLE Seff		0:04:55.13	10	0:03:52.04	14	0:08:52.73	12	0:07:53.68	4	0:05:17.29	4		<b>0:30:50.87</b>	+0:00:55.75








## EWS 100 RESULTS OVERALL

Pos	Plate	Name Team	Nat EWS number	Stage 1	Pos	Stage 2	Pos	Stage 3	Pos	Stage 4Q	Pos	Stage 5	Pos	Penalties	Time	Gap
<b>EWS100   MEN   Under 21</b>																
8	1117	ROUNTREE Blake		0:04:55.91	11	0:03:44.08	5	0:08:39.05	3	0:08:13.21	10	0:05:23.58	7		<b>0:30:55.83</b>	+0:01:00.71
9	1115	PRIER Tom	 NZL.1999.26257	0:05:00.67	12	0:03:50.47	10	0:08:49.01	8	0:07:56.75	7	0:05:22.71	6		<b>0:30:59.61</b>	+0:01:04.49
10	1104	COBB Daniel		0:05:13.23	16	0:03:44.71	6	0:08:42.46	6	0:07:56.50	6	0:05:56.75	15		<b>0:31:33.65</b>	+0:01:38.53
11	1119	THOMAS Perrie		0:05:01.85	13	0:03:44.86	7	0:08:51.65	11	0:08:22.36	11	0:05:39.52	11		<b>0:31:40.24</b>	+0:01:45.12
12	1110	GIDDY Logan	 NZL.2002.26999	0:04:50.40	8	0:03:49.85	9	0:08:58.74	13	0:08:23.74	12	0:05:39.69	12		<b>0:31:42.42</b>	+0:01:47.30
13	1101	BAKER Ethan		0:05:08.48	15	0:03:43.36	4	0:08:51.46	9	0:08:38.33	14	0:05:28.87	10		<b>0:31:50.50</b>	+0:01:55.38
14	1120	THOMPSON Angus		0:05:01.97	14	0:03:50.96	11	0:09:23.80	15	0:08:26.59	13	0:05:43.79	14		<b>0:32:27.11</b>	+0:02:31.99
15	1102	BAXTER Campbell	 NZL.2001.24895	0:04:53.62	9	0:03:52.08	15	0:09:12.48	14	0:09:42.27	18	0:05:40.25	13		<b>0:33:20.70</b>	+0:03:25.58
16	1107	DORR Kaia	 NZL.2002.24741	0:05:25.02	18	0:04:12.45	16	0:09:26.04	16	0:08:41.92	15	0:05:59.51	16		<b>0:33:44.94</b>	+0:03:49.82
17	1109	GARDNER Ryan	 NZL.2000.25786	0:05:19.21	17	0:04:20.65	17	0:09:44.45	17	0:09:32.86	17	0:06:04.38	17		<b>0:35:01.55</b>	+0:05:06.43
18	1116	REID Dylan		0:05:53.86	19	0:04:32.80	18	0:09:57.17	18	0:09:15.37	16	0:06:10.84	18		<b>0:35:50.04</b>	+0:05:54.92
19	1122	VAN DER VEEN Luke	 GBR.1999.21355	0:06:17.73	20	0:04:33.85	19	0:10:31.46	19	0:12:04.25	19	0:07:12.35	19		<b>0:40:39.64</b>	+0:10:44.52
20	1121	TRIGG Nathan		0:07:10.43	21	0:05:03.33	20	0:11:00.38	20	0:12:05.26	20	0:07:40.64	20		<b>0:43:00.04</b>	+0:13:04.92
DNF	1111	HARRIS Bradley	 NZL.2001.27637	0:04:41.84	3	0:06:37.63	21									

## EWS 100 RESULTS OVERALL

Pos	Plate	Name Team	Nat EWS number	Stage 1	Pos	Stage 2	Pos	Stage 3	Pos	Stage 4Q	Pos	Stage 5	Pos	Penalties	Time	Gap
<b>EWS100   TANDEM</b>																
1	1030	GREEN Jackson And Rose (tandem)		0:06:57.10	1	0:05:36.43	1	0:11:35.44	1	0:11:19.41	1	0:07:04.13	1		0:42:32.51	
<b>EWS100   WOMEN</b>																
1	1157	ASTLE Georgia	 CAN.1997.27095	0:05:22.52	1	0:04:16.80	1	0:09:55.40	1	0:09:25.52	1	0:06:00.79	1		0:35:01.03	
2	1165	PIEPER Robin	 NZL.1996.26001	0:06:16.20	5	0:04:34.75	3	0:10:10.10	2	0:09:34.56	2	0:06:30.98	2		0:37:06.59	+0:02:05.56
3	1161	GOOMES Robin	 NZL.1996.25949	0:05:44.64	2	0:04:28.63	2	0:10:40.62	3	0:10:00.96	3	0:07:17.89	8		0:38:12.74	+0:03:11.71
4	1159	COERS Phoebe	 NZL.1995.25332	0:06:02.02	3	0:05:00.79	5	0:11:16.60	6	0:10:19.70	5	0:06:37.74	4		0:39:16.85	+0:04:15.82
5	1156	AEBI Michele		0:06:10.96	4	0:04:59.96	4	0:11:06.28	5	0:10:07.62	4	0:06:53.50	5		0:39:18.32	+0:04:17.29
6	1162	KELLY Louise		0:06:23.64	6	0:05:15.50	6	0:10:48.70	4	0:10:35.54	6	0:06:33.46	3		0:39:36.84	+0:04:35.81
7	1163	MCCALLUM Sarah		0:06:38.66	7	0:05:23.16	7	0:11:59.63	7	0:11:34.58	7	0:07:07.18	7		0:42:43.21	+0:07:42.18
8	1160	DEACON Lynette	 GBR.1987.23365	0:06:50.19	9	0:06:19.77	9	0:12:08.51	8	0:12:03.04	8	0:07:04.61	6		0:44:26.12	+0:09:25.09
9	1164	NESTEROVA Maria		0:06:41.92	8	0:05:27.04	8	0:12:32.92	9	0:12:09.97	9	0:07:44.86	10		0:44:36.71	+0:09:35.68
10	1158	BRUSOVA Tatiana		0:06:56.67	10	0:06:29.60	10	0:12:41.59	10	0:13:37.91	10	0:07:24.83	9		0:47:10.60	+0:12:09.57
<b>EWS100   WOMEN   Master 35+</b>																
1	1170	FOX Sarah		0:06:17.76	1	0:04:50.90	1	0:11:01.21	1	0:10:28.91	1	0:07:00.82	2		0:39:39.60	

## EWS 100 RESULTS OVERALL

Pos	Plate	Name Team	Nat EWS number	Stage 1	Pos	Stage 2	Pos	Stage 3	Pos	Stage 4Q	Pos	Stage 5	Pos	Penalties	Time	Gap
<b>EWS100   WOMEN   Master 35+</b>																
2	1169	CHADWICK Megan	 CAN.1978.21886	0:06:27.34	2	0:05:38.08	3	0:11:39.03	2	0:10:55.83	2	<u>0:06:56.87</u>	1		<b>0:41:37.15</b>	+0:01:57.55
3	1173	UNDERWOOD Janelle		0:06:55.06	3	0:05:29.07	2	0:11:57.98	3	0:11:54.85	3	0:07:15.62	3		<b>0:43:32.58</b>	+0:03:52.98
4	1171	HARNDEN-TAYLOR Anna		0:07:29.69	4	0:06:16.74	4	0:13:59.89	4	0:14:15.26	4	0:08:08.91	4		<b>0:50:10.49</b>	+0:10:30.89
5	1172	IBARRA Maria De Los Angeles		0:09:55.89	5	0:07:27.87	5	0:14:20.58	5	0:14:48.15	5	0:09:07.50	5		<b>0:55:39.99</b>	+0:16:00.39
DNS	1168	BEADEL Sarah														
<b>EWS100   WOMEN   Under 21</b>																
1	1167	JAMES Frances	 NZL.2000.27025	<u>0:06:11.55</u>	1	<u>0:04:49.37</u>	1	<u>0:10:46.52</u>	1	<u>0:11:05.21</u>	1	<u>0:06:39.00</u>	1		<b>0:39:31.65</b>	
2	1166	BROWN Mikyla		0:07:14.19	2	0:05:22.67	2	0:12:35.63	2	0:13:16.86	2	0:07:20.40	2		<b>0:45:49.75</b>	+0:06:18.10