


































RESULTS OVERALL

Pos	Plate	Name Team	Nat EWS number	Stage 1Q Stage 6	Pos Pos	Stage 2	Pos Pos	Stage 3	Pos Pos	Stage 4	Pos Pos	Stage 5	Pos Pos	Penalties	Time	Gap
MEN																
1	3	NICOLAI Florian Canyon Factory Racing	 FRA.1993.21749	0:06:27.53 0:02:22.29	2 2	0:03:45.11	3	0:04:12.96	6	0:04:09.03	4	0:03:42.75	4		0:24:39.67	
2	41	FEARON Connor Kona Factory Team	 AUS.1994.24834	<u>0:06:26.19</u> 0:02:23.35	<u>1</u> 4	0:03:44.49	2	0:04:14.04	9	0:04:15.98	32	0:03:41.48	2		0:24:45.53	+0:00:05.86
3	12	GAUVIN Remi Rocky Mountain/Race Face Enduro Team	 CAN.1992.21624	0:06:29.05 0:02:22.74	5 3	0:03:52.30	25	0:04:14.02	8	0:04:07.47	2	0:03:42.10	3		0:24:47.68	+0:00:08.01
4	23	MIQUEL Kevin	 FRA.1991.21704	0:06:28.03 0:02:24.39	4 7	0:03:47.52	8	0:04:10.40	3	<u>0:04:07.00</u>	<u>1</u>	0:03:50.81	22		0:24:48.15	+0:00:08.48
5	21	WRIGHT Keegan Unior Devinci Factory Racing	 NZL.1996.21734	0:06:30.71 0:02:24.08	7 6	<u>0:03:43.02</u>	<u>1</u>	0:04:10.32	2	0:04:18.70	42	0:03:46.15	8		0:24:52.98	+0:00:13.31
6	15	MASTERS Edward Pivot Factory Racing	 NZL.1989.22590	0:06:38.02 0:02:25.33	20 8	0:03:45.81	5	0:04:13.27	7	0:04:09.10	5	0:03:47.46	11		0:24:58.99	+0:00:19.32
7	9	MELAMED Jesse Rocky Mountain/Race Face Enduro Team	 CAN.1992.21596	0:06:27.59 0:02:31.73	3 43	0:03:45.13	4	<u>0:04:09.97</u>	<u>1</u>	0:04:23.77	68	<u>0:03:41.23</u>	<u>1</u>		0:24:59.42	+0:00:19.75
8	1	HILL Sam Chain Reaction Cycles Mavic	 AUS.1985.21775	0:06:34.63 <u>0:02:22.27</u>	10 <u>1</u>	0:03:46.87	7	0:04:12.12	4	0:04:20.86	53	0:03:47.18	10		0:25:03.93	+0:00:24.26
9	22	LUCAS Cole BBCL NZ Arapi Enduro Team	 NZL.1998.23013	0:06:35.80 0:02:26.23	13 9	0:03:48.63	10	0:04:12.93	5	0:04:12.63	10	0:03:49.43	20		0:25:05.65	+0:00:25.98
10	13	WALLNER Robin Ibis Cycles Enduro Race Team	 SWE.1988.21594	0:06:35.79 0:02:27.09	12 19	0:03:52.92	29	0:04:14.31	10	0:04:13.83	20	0:03:43.01	5		0:25:06.95	+0:00:27.28
11	24	MASTERS Wyn GT Factory Racing	 NZL.1987.21663	0:06:38.79 0:02:28.95	23 32	0:03:46.76	6	0:04:15.44	13	0:04:11.26	7	0:03:49.01	19		0:25:10.21	+0:00:30.54
12	62	NATION Joseph Pole Enduro Race Team	 NZL.1989.21670	0:06:37.86 0:02:26.73	19 13	0:03:50.69	14	0:04:16.92	22	0:04:11.26	7	0:03:47.60	12		0:25:11.06	+0:00:31.39
13	57	DAILLY Adrien Team Lapierre	 FRA.1996.21677	0:06:38.78 0:02:26.93	22 17	0:03:53.15	33	0:04:15.30	11	0:04:13.28	17	0:03:43.73	6		0:25:11.17	+0:00:31.50

RESULTS OVERALL

Pos	Plate	Name Team	Nat EWS number	Stage 1Q Stage 6	Pos Pos	Stage 2	Pos Pos	Stage 3	Pos Pos	Stage 4	Pos Pos	Stage 5	Pos Pos	Penalties	Time	Gap
MEN																
14	14	JOHANSEN Zakarias Cube Action Team	 SWE.1992.21863	0:06:36.30 0:02:26.90	15 16	0:03:47.83	9	0:04:18.47	34	0:04:14.28	22	0:03:47.87	13		0:25:11.65	+0:00:31.98
15	16	CUNNINGHAM Ruaridh Trek Factory Racing	 GBR.1989.21679	0:06:34.64 0:02:23.79	11 5	0:03:52.57	27	0:04:18.75	37	0:04:12.65	11	0:03:49.46	21		0:25:11.86	+0:00:32.19
16	5	TORDO Dimitri Canyon Factory Racing	 FRA.1993.21764	0:06:36.97 0:02:29.57	16 37	0:03:49.51	12	0:04:15.83	16	0:04:13.90	21	0:03:48.65	17		0:25:14.43	+0:00:34.76
17	18	BUCHANAN Lewis Ibis Cycles Enduro Race Team	 GBR.1993.21608	0:06:42.03 0:02:27.03	31 18	0:03:51.16	17	0:04:18.15	31	0:04:13.23	16	0:03:45.15	7		0:25:16.75	+0:00:37.08
18	11	BORGES Jose Miranda Racing Team	 POR.1990.21669	0:06:36.29 0:02:26.46	14 12	0:03:51.33	18	0:04:18.61	35	0:04:13.58	18	0:03:52.54	33		0:25:18.81	+0:00:39.14
19	30	CHAPUIS Maxime Specialized Racing Team	 SUI.1994.22784	0:06:39.09 0:02:28.07	24 27	0:03:52.85	28	0:04:15.34	12	0:04:08.21	3	0:03:57.26	48		0:25:20.82	+0:00:41.15
20	34	BURNS CONTRERAS Pedro Trek Factory Racing	 CHI.1997.21729	0:06:40.79 0:02:28.38	28 29	0:03:50.77	16	0:04:16.23	20	0:04:13.12	14	0:03:52.49	32		0:25:21.78	+0:00:42.11
21	6	CALLAGHAN Greg Cube Action Team	 IRL.1991.21827	0:06:47.88 0:02:27.12	46 20	0:03:49.38	11	0:04:16.48	21	0:04:12.75	12	0:03:48.38	15		0:25:21.99	+0:00:42.32
22	33	WILDHABER Gustav Cube Action Team	 SUI.1988.21848	0:06:40.62 0:02:26.74	27 14	0:03:53.07	31	0:04:17.42	25	0:04:11.97	9	0:03:52.23	31		0:25:22.05	+0:00:42.38
23	104	ATKINSON Rhys	 AUS.1988.27398	0:06:29.34 0:02:31.77	6 45	0:03:53.00	30	0:04:15.61	15	0:04:12.91	13	0:04:00.56	51		0:25:23.19	+0:00:43.52
24	43	OSBORNE Marco	 USA.1992.21762	0:06:42.41 0:02:29.04	35 34	0:03:51.90	21	0:04:18.14	30	0:04:14.96	24	0:03:48.84	18		0:25:25.29	+0:00:45.62
25	8	SCOTT Mark Santa Cruz	 GBR.1993.21714	0:06:39.38 0:02:30.54	26 39	0:03:53.11	32	0:04:15.88	17	0:04:15.66	31	0:03:51.06	23		0:25:25.63	+0:00:45.96
26	109	EATON Tim	 AUS.1987.27126	0:06:34.46 0:02:27.20	9 23	0:03:58.88	53	0:04:19.89	45	0:04:19.85	48	0:03:46.93	9		0:25:27.21	+0:00:47.54
27	52	GRANT Kelan Chain Reaction Cycles Mavic	 IRL.1993.21773	0:06:39.15 0:02:26.88	25 15	0:03:55.27	40	0:04:16.00	18	0:04:18.50	40	0:03:51.66	27		0:25:27.46	+0:00:47.79

RESULTS OVERALL

Pos	Plate	Name Team	Nat EWS number	Stage 1Q Stage 6	Pos Pos	Stage 2	Pos Pos	Stage 3	Pos Pos	Stage 4	Pos Pos	Stage 5	Pos Pos	Penalties	Time	Gap
MEN																
28	35	GALY Theo	 FRA.1990.21691	0:06:40.82 0:02:27.33	29 24	0:03:50.75	15	0:04:17.85	27	0:04:15.28	26	0:03:56.35	44		0:25:28.38	+0:00:48.71
29	28	STUTTARD Mathew	 GBR.1993.21661	0:06:37.07 0:02:27.15	17 21	0:03:54.32	37	0:04:18.66	36	0:04:24.21	69	0:03:51.26	24		0:25:32.67	+0:00:53.00
30	26	GARAY TAMAYO Iago Santa Cruz	 ESP.1991.21707	0:06:42.38 0:02:33.77	34 51	0:03:51.48	19	0:04:19.43	41	0:04:15.40	27	0:03:51.37	25		0:25:33.83	+0:00:54.16
31	29	CARLSON Joshua Giant Factory Off-Road Team	 AUS.1986.21659	0:06:47.15 0:02:26.45	44 11	0:03:49.96	13	0:04:22.78	54	0:04:15.65	30	0:03:51.98	29		0:25:33.97	+0:00:54.30
32	17	LAPEYRIE Thomas Orbea Enduro Team	 FRA.1990.21601	0:06:45.03 0:02:27.18	41 22	0:03:54.85	38	0:04:18.75	37	0:04:17.88	38	0:03:52.64	34		0:25:36.33	+0:00:56.66
33	32	KELLEY Cody	 USA.1994.21757	0:06:50.02 0:02:31.44	52 41	0:03:52.11	22	0:04:17.97	29	0:04:13.16	15	0:03:52.08	30		0:25:36.78	+0:00:57.11
34	42	JOHNSON Leigh Pole Enduro Race Team	 GBR.1996.22603	0:06:52.62 0:02:29.02	60 33	0:03:53.20	34	0:04:16.20	19	0:04:15.42	28	0:03:51.54	26		0:25:38.00	+0:00:58.33
35	36	NEER Shawn Yeti / Fox Shox Factory Team	 USA.1991.21712	0:06:38.25 0:02:27.43	21 25	0:04:01.94	60	0:04:19.41	40	0:04:17.46	37	0:03:53.78	36		0:25:38.27	+0:00:58.60
36	58	MCMILLAN David	 AUS.1994.24437	0:06:46.43 0:02:29.41	43 35	0:03:52.26	24	0:04:19.94	46	0:04:17.25	36	0:03:54.66	40		0:25:39.95	+0:01:00.28
37	45	PANOZZO Chris	 AUS.1987.21648	0:06:47.16 0:02:28.22	45 28	0:03:54.13	36	0:04:20.78	49	0:04:19.43	46	0:03:51.71	28		0:25:41.43	+0:01:01.76
38	31	SELF Daniel	 NZL.1998.21834	0:06:42.04 0:02:31.61	32 42	0:03:55.35	41	0:04:22.24	51	0:04:14.55	23	0:03:56.45	45		0:25:42.24	+0:01:02.57
39	55	GAILLOT Baptiste E*13 URGE bp Enduro Team	 FRA.1991.21771	0:06:43.71 0:02:27.99	39 26	0:03:57.82	48	0:04:18.37	33	0:04:20.66	52	0:03:54.14	38		0:25:42.69	+0:01:03.02
40	37	EISWALD Carson Yeti / Fox Shox Factory DEVO Race Team	 USA.1993.22253	0:06:44.12 0:02:30.59	40 40	0:03:57.39	47	0:04:19.67	42	0:04:16.44	33	0:03:54.54	39		0:25:42.75	+0:01:03.08
41	48	VEZINA McKay Giant Factory Off-Road Team	 CAN.1995.21632	0:06:50.00 0:02:30.47	51 38	0:03:52.41	26	0:04:25.82	64	0:04:16.51	34	0:03:53.30	35		0:25:48.51	+0:01:08.84















RESULTS OVERALL

Pos	Plate	Name Team	Nat EWS number	Stage 1Q Stage 6	Pos Pos	Stage 2	Pos Pos	Stage 3	Pos Pos	Stage 4	Pos Pos	Stage 5	Pos Pos	Penalties	Time	Gap
MEN																
42	47	TEXTOR Christian	 GER.1990.22845	0:06:46.22 0:02:34.08	42 55	0:03:58.82	52	0:04:19.04	39	0:04:16.96	35	0:03:53.93	37		0:25:49.05	+0:01:09.38
43	10	DENIAUD Youn Giant Factory Off-Road Team	 FRA.1996.22994	0:06:43.36 0:02:33.85	37 53	0:03:55.82	43	0:04:19.84	43	0:04:15.64	29	0:04:00.99	53		0:25:49.50	+0:01:09.83
44	44	TRABAC Theotim Commencal Vallnord Enduro Racing Team	 FRA.1998.21829	0:06:49.96 0:02:31.76	50 44	0:03:53.61	35	0:04:17.36	24	0:04:26.44	74	0:04:00.60	52		0:25:59.73	+0:01:20.06
45	65	LEYEN Max	 CAN.1997.22927	0:06:51.20 0:02:33.80	59 52	0:03:58.91	54	0:04:20.67	48	0:04:22.69	61	0:03:57.10	47		0:26:04.37	+0:01:24.70
46	53	CALLAGHAN Killian Specialized Racing Team	 IRL.1997.21769	0:07:00.32 0:02:33.70	76 50	0:03:58.67	51	0:04:17.19	23	0:04:18.51	41	0:03:56.65	46		0:26:05.04	+0:01:25.37
47	46	LUTHI Patrick	 SUI.1992.22607	0:06:57.07 0:02:34.37	69 56	0:03:56.93	45	0:04:22.25	52	0:04:20.38	50	0:03:55.67	42		0:26:06.67	+0:01:27.00
48	73	HALL James	 AUS.1984.22760	0:06:48.62 0:02:28.77	48 30	0:03:59.69	56	0:04:26.46	68	0:04:24.22	70	0:03:59.19	50		0:26:06.95	+0:01:27.28
49	40	VERNER Rhys Kona Factory Team	 CAN.1997.22407	0:06:53.86 0:02:35.64	61 59	0:03:55.68	42	0:04:22.20	50	0:04:19.58	47	0:04:02.08	55		0:26:09.04	+0:01:29.37
50	101	CANNAN Kaine	 AUS.1985.27702	0:06:50.42 0:02:32.18	55 48	0:03:57.91	49	0:04:28.58	70	0:04:19.14	44	0:04:02.49	57		0:26:10.72	+0:01:31.05
51	75	MUDD Graeme	 AUS.1993.24835	0:06:32.67 0:02:34.04	8 54	0:03:56.02	44	0:04:23.64	56	0:04:18.38	39	0:04:27.45	88		0:26:12.20	+0:01:32.53
52	64	FORBES Benjamin	 AUS.1994.22943	0:06:50.77 0:02:32.02	58 46	0:03:57.13	46	0:04:17.86	28	0:04:10.82	6	0:04:25.69	85		0:26:14.29	+0:01:34.62
53	72	GEANKOPLIS Evan	 USA.1991.25163	0:06:43.03 0:02:43.91	36 83	0:04:05.76	72	0:04:25.90	65	0:04:18.80	43	0:04:03.74	58		0:26:21.14	+0:01:41.47
54	61	TORRALBA GARASA Gabriel Orbea Enduro Team	 ESP.1997.21633	0:06:56.61 0:02:41.36	68 78	0:04:00.86	58	0:04:23.92	57	0:04:20.42	51	0:03:58.51	49		0:26:21.68	+0:01:42.01











RESULTS OVERALL

Pos	Plate	Name Team	Nat EWS number	Stage 1Q Stage 6	Pos Pos	Stage 2	Pos Pos	Stage 3	Pos Pos	Stage 4	Pos Pos	Stage 5	Pos Pos	Penalties	Time	Gap
MEN																
55	66	PROCHYRA Jordan	 AUS.1994.21674	0:07:03.54 0:02:32.16	80 47	0:03:58.66	50	0:04:26.31	67	0:04:26.47	75	0:03:55.72	43		0:26:22.86	+0:01:43.19
56	19	BARELLI Yoann Barelli Racing	 FRA.1985.21889	0:06:37.63 0:02:26.35	18 10	0:04:51.86	96	0:04:20.30	47	0:04:20.98	55	0:03:48.21	14		0:26:25.33	+0:01:45.66
57	77	LEUTTON Ryan	 AUS.1981.24681	0:06:50.09 0:02:36.25	53 62	0:04:03.15	63	0:04:28.16	69	0:04:23.29	63	0:04:04.60	61		0:26:25.54	+0:01:45.87
58	51	SHAW Samuel BBCL NZ Arapi Enduro Team	 NZL.1992.22931	0:07:00.43 0:02:33.16	77 49	0:04:03.62	66	0:04:25.03	60	0:04:19.93	49	0:04:03.77	59		0:26:25.94	+0:01:46.27
59	86	KOEN Matthew	 USA.1998.22470	0:06:49.85 0:02:41.10	49 77	0:04:03.07	62	0:04:22.53	53	0:04:23.53	65	0:04:06.03	63		0:26:26.11	+0:01:46.44
60	81	MOIR Bruce	 AUS.1991.24395	0:06:50.64 0:02:37.73	56 65	0:04:02.78	61	0:04:25.50	63	0:04:25.27	72	0:04:05.68	62		0:26:27.60	+0:01:47.93
61	74	LOMBARDI Matt	 RSA.1997.25034	0:07:05.77 0:02:35.57	83 58	0:04:00.60	57	0:04:24.36	59	0:04:21.20	56	0:04:02.20	56		0:26:29.70	+0:01:50.03
62	39	HEAP Elliott Chain Reaction Cycles Mavic	 GBR.1998.21783	0:07:20.29 0:02:29.42	95 36	0:03:54.97	39	0:04:19.86	44	0:04:31.42	84	0:03:55.48	41		0:26:31.44	+0:01:51.77
63	70	WOLFE Daniel	 IRL.1988.22250	0:06:56.05 0:02:36.98	67 64	0:04:03.67	67	0:04:25.13	62	0:04:23.34	64	0:04:06.97	64		0:26:32.14	+0:01:52.47
64	88	CODNER Mitchell	 AUS.1992.24605	0:06:57.11 0:02:36.64	70 63	0:04:04.64	70	0:04:28.66	72	0:04:21.53	57	0:04:07.66	65		0:26:36.24	+0:01:56.57
65	93	FORRESTER Ruaidhri	 GBR.1997.25249	0:06:50.72 0:02:38.53	57 67	0:04:04.61	69	0:04:23.19	55	0:04:22.61	60	0:04:16.96	77		0:26:36.62	+0:01:56.95
66	85	POWELL Jordan	 AUS.1994.24691	0:06:54.73 0:02:43.45	66 82	0:04:03.47	65	0:04:25.92	66	0:04:23.70	67	0:04:09.32	70		0:26:40.59	+0:02:00.92
67	67	LEBERT Alexis	 FRA.1993.22060	0:06:59.50 0:02:35.64	74 59	0:04:03.70	68	0:04:31.32	74	0:04:23.04	62	0:04:08.09	66		0:26:41.29	+0:02:01.62
68	69	HARVEY Loui	 NZL.1990.22338	0:06:53.93 0:02:52.26	62 95	0:04:07.46	75	0:04:24.17	58	0:04:20.89	54	0:04:08.69	68		0:26:47.40	+0:02:07.73













RESULTS OVERALL

Pos	Plate	Name Team	Nat EWS number	Stage 1Q Stage 6	Pos Pos	Stage 2	Pos Pos	Stage 3	Pos Pos	Stage 4	Pos Pos	Stage 5	Pos Pos	Penalties	Time	Gap
MEN																
69	107	GRAHAM Scott	 AUS.1985.23248	0:06:53.93 0:02:39.72	62 71	0:04:11.23	78	0:04:32.51	76	0:04:27.72	80	0:04:08.16	67		0:26:53.27	+0:02:13.60
70	90	DAVE HABICHT	 AUS.1990.25349	0:07:02.54 0:02:39.10	79 69	0:04:08.95	77	0:04:40.79	90	0:04:26.82	76	0:04:04.56	60		0:27:02.76	+0:02:23.09
71	92	BOOTH Thomas	 AUS.1993.24670	0:06:59.52 0:02:38.47	75 66	0:04:08.69	76	0:04:34.68	82	0:04:32.52	88	0:04:09.08	69		0:27:02.96	+0:02:23.29
72	91	THEW Trevor	 CAN.1993.22191	0:06:50.24 0:02:44.82	54 85	0:04:11.35	79	0:04:32.23	75	0:04:31.51	85	0:04:15.57	76		0:27:05.72	+0:02:26.05
73	105	VOLK Keiran	 AUS.1991.27337	0:06:57.39 0:02:38.59	71 68	0:04:05.06	71	0:04:35.73	83	0:04:32.17	87	0:04:17.19	78		0:27:06.13	+0:02:26.46
74	84	HORNQVIST Adrian	 SWE.1987.23208	0:07:01.66 0:02:39.22	78 70	0:04:12.82	83	0:04:33.58	80	0:04:27.45	78	0:04:13.03	73		0:27:07.76	+0:02:28.09
75	87	BROWN Torsenn	 USA.1997.22183	0:06:54.72 0:02:40.36	65 73	0:04:11.78	81	0:04:37.60	87	0:04:29.36	81	0:04:14.85	74		0:27:08.67	+0:02:29.00
76	80	SAMPSON Tom	 USA.1989.22982	0:07:05.98 0:02:41.88	84 79	0:04:16.65	87	0:04:28.65	71	0:04:22.42	59	0:04:17.24	79		0:27:12.82	+0:02:33.15
77	76	MADSEN Reuben	 NZL.1998.24742	0:07:06.94 0:02:39.79	87 72	0:04:17.15	89	0:04:33.89	81	0:04:26.99	77	0:04:14.98	75		0:27:19.74	+0:02:40.07
78	103	MAGGS David	 AUS.1996.23408	0:07:05.99 0:02:40.64	85 74	0:04:13.54	84	0:04:33.19	78	0:04:29.79	82	0:04:17.51	80		0:27:20.66	+0:02:40.99
79	110	FARLEY Alistair	 AUS.1986.27338	0:07:10.96 0:02:44.63	90 84	0:04:11.49	80	0:04:31.13	73	0:04:23.61	66	0:04:27.43	87		0:27:29.25	+0:02:49.58
80	108	CAPENECAS Jason	 AUS.1989.27397	0:06:58.60 0:02:41.03	73 76	0:04:12.45	82	0:04:37.79	88	0:04:36.27	94	0:04:25.76	86		0:27:31.90	+0:02:52.23
81	94	HINDS Chris	 AUS.1998.25264	0:07:05.55 0:02:49.47	82 93	0:04:13.61	85	0:04:35.75	84	0:04:38.08	95	0:04:20.36	82		0:27:42.82	+0:03:03.15
82	79	MAUD David	 AUS.1990.21371	0:07:43.29 0:02:48.48	98 89	0:04:06.35	74	0:04:32.88	77	0:04:22.10	58	0:04:12.93	71		0:27:46.03	+0:03:06.36

RESULTS OVERALL

Pos	Plate	Name Team	Nat EWS number	Stage 1Q Stage 6	Pos Pos	Stage 2	Pos Pos	Stage 3	Pos Pos	Stage 4	Pos Pos	Stage 5	Pos Pos	Penalties	Time	Gap
MEN																
83	89	WILSON Daniel	 AUS.1994.25384	0:07:11.43 0:02:42.64	91 81	0:04:24.63	92	0:04:37.49	86	0:04:33.48	89	0:04:20.09	81		0:27:49.76	+0:03:10.09
84	98	SHERWILL Jeremy	 AUS.1987.25385	0:07:16.98 0:02:45.24	94 87	0:04:22.26	90	0:04:44.66	94	0:04:35.80	92	0:04:30.85	90		0:28:15.79	+0:03:36.12
85	27	WALKER Matthew Pivot Factory Racing	 NZL.1990.21846	0:06:43.49 0:05:39.93	38 96	0:03:52.22	23	0:04:15.44	13	0:04:13.66	19	0:03:48.39	16		0:28:33.13	+0:03:53.46
86	106	MCLARTY Angus	 AUS.1987.27395	0:07:08.21 0:02:47.07	88 88	0:04:38.27	95	0:04:43.28	93	0:04:34.27	90	0:04:42.12	93		0:28:33.22	+0:03:53.55
87	56	BOOKER Dan	 AUS.1997.25378	0:06:42.25 0:02:28.92	33 31	0:03:51.55	20	0:04:17.53	26	0:04:15.01	25	0:04:29.12	89	0:05:00.00	0:31:04.38	+0:06:24.71
88	68	FRESQUET Axel	 FRA.1998.23081	0:06:58.37 0:02:49.36	72 90	0:04:03.19	64	0:04:41.98	91	0:04:26.36	73	0:04:12.93	71	0:05:00.00	0:32:12.19	+0:07:32.52
89	100	MCKILLOP Lachlan	 AUS.1990.24827	0:07:05.04 0:02:42.39	81 80	0:04:17.11	88	0:04:36.25	85	0:04:30.20	83	0:04:25.55	84	0:05:00.00	0:32:36.54	+0:07:56.87
90	82	BROWNLIE Samuel	 AUS.1992.25324	0:07:14.08 0:02:35.98	93 61	0:04:06.31	73	0:04:33.23	79	0:04:27.51	79	0:04:48.49	95	0:05:00.00	0:32:45.60	+0:08:05.93
91	95	III AMIGO Gabriel	 PHI.1991.25368	0:07:09.46 0:02:49.45	89 92	0:04:22.40	91	0:04:38.38	89	0:04:35.49	91	0:04:46.64	94	0:05:00.00	0:33:21.82	+0:08:42.15
92	99	HANSON David	 AUS.1984.24688	0:07:24.81 0:02:45.17	97 86	0:04:37.63	94	0:04:54.45	95	0:04:36.05	93	0:04:39.68	91	0:05:00.00	0:33:57.79	+0:09:18.12
93	96	ANDERSON Tom	 AUS.1992.24704	0:07:20.81 0:02:49.43	96 91	0:04:28.05	93	0:04:42.40	92	0:04:31.89	86	0:05:06.02	96	0:05:00.00	0:33:58.60	+0:09:18.93
94	102	TREEBY Scott	 AUS.1998.22699	0:07:13.93 0:02:49.95	92 94	0:07:10.78	97	0:05:23.61	97	0:05:30.99	98	0:04:41.90	92	0:05:00.00	0:37:51.16	+0:13:11.49
95	50	PESENTI Marcello	 ITA.1994.21853	0:21:34.24 0:02:35.16	99 57	0:03:58.94	55	0:04:18.16	32	0:04:19.21	45	0:04:01.08	54		0:40:46.79	+0:16:07.12
96	78	ROBERTS Phil	 GBR.1987.23433	0:07:06.04 0:02:40.75	86 75	0:13:36.31	98	0:05:24.81	98	0:05:16.96	97	0:04:20.70	83	0:05:00.00	0:43:25.57	+0:18:45.90





RESULTS OVERALL

Pos	Plate	Name Team	Nat EWS number	Stage 1Q Stage 6	Pos Pos	Stage 2	Pos Pos	Stage 3	Pos Pos	Stage 4	Pos Pos	Stage 5	Pos Pos	Penalties	Time	Gap
MEN																
DNF	60	WILLIAMS Robert	 GBR.1990.22515	0:06:48.44	47	0:04:01.04	59	0:04:25.11	61	0:04:24.77	71	0:07:48.19	97			
DNF	83	RYAN Cameron	 AUS.1995.23609	0:06:53.97	64	0:04:16.42	86	0:04:56.13	96	0:05:05.32	96					
DNF	38	CURE Alexandre Miranda Racing Team	 FRA.1993.21675	0:06:41.63	30	0:52:44.95	99									
DNF	97	RIDGE Callan	 AUS.1989.25327											0:05:00.00		
DNF	63	KANGAS Alexander	 SWE.1990.22409													
DSQ	4	MAES Martin GT Factory Racing	 BEL.1997.21636	0:06:19.36 0:02:22.82		0:03:40.59		0:04:08.40		0:04:07.33		0:03:43.70				
DNS	49	DAVIS Jubal Yeti / Fox Shox Factory DEVO Race Team	 USA.1990.21737													
DNS	71	CAVAYE Andrew	 AUS.1996.24678													
DNS	59	SANTOS Dillon	 USA.1996.21613													
MEN Master 40+																
1	709	SEQUERA Lionel	 FRA.1978.25679	0:06:50.99 <u>0:02:38.26</u>	2 1	<u>0:04:04.95</u>	1	<u>0:04:28.35</u>	1	<u>0:04:22.22</u>	1	0:04:31.71	8		0:26:56.48	
2	701	AMOUR Karim Miranda Racing Team	 FRA.1975.21696	<u>0:06:50.20</u> 0:02:39.91	1 3	0:04:06.38	2	0:04:39.00	5	0:04:29.77	2	<u>0:04:12.15</u>	1		0:26:57.41	+0:00:00.93
3	704	BEESTON Jeffrey	 AUS.1978.22922	0:06:59.81 0:02:44.41	3 5	0:04:20.69	7	0:04:34.22	3	0:04:34.73	6	0:04:16.33	2		0:27:30.19	+0:00:33.71
4	705	PAGE Nigel Chain Reaction Cycles Mavic	 GBR.1972.23282	0:07:07.19 0:02:38.64	9 2	0:04:21.04	8	0:04:45.20	9	0:04:32.97	4	0:04:28.13	7		0:27:53.17	+0:00:56.69

RESULTS OVERALL

Pos	Plate	Name Team	Nat EWS number	Stage 1Q Stage 6	Pos Pos	Stage 2	Pos Pos	Stage 3	Pos Pos	Stage 4	Pos Pos	Stage 5	Pos Pos	Penalties	Time	Gap
MEN Master 40+																
5	713	BRANSTON Cain	 AUS.1977.25248	0:07:05.83 0:02:44.08	6 4	0:04:39.08	17	0:04:41.08	7	0:04:38.59	11	0:04:22.74	4		0:28:11.40	+0:01:14.92
6	708	FLOOD Adrian	 AUS.1975.25386	0:07:06.40 0:02:46.14	8 7	0:04:19.53	5	0:04:49.21	14	0:04:42.36	17	0:04:27.90	6		0:28:11.54	+0:01:15.06
7	703	SANTIAGO Javier	 ARG.1979.22583	0:07:17.51 0:02:50.40	11 10	0:04:28.71	12	0:04:48.03	13	0:04:35.83	7	0:04:31.92	9		0:28:32.40	+0:01:35.92
8	717	POLNAU Jason	 CAN.1976.23540	0:07:12.84 0:02:48.07	10 9	0:04:22.84	9	0:04:53.29	16	0:04:41.22	14	0:04:55.98	13		0:28:54.24	+0:01:57.76
9	707	CIZINSKY Milan	 CZE.1974.22018	0:07:29.81 0:02:52.10	13 11	0:04:32.63	14	0:04:55.56	18	0:04:41.41	15	0:04:38.78	10		0:29:10.29	+0:02:13.81
10	712	CLYNE Michael	 GBR.1978.25027	0:07:32.76 0:02:56.99	15 13	0:04:34.39	15	0:04:46.66	12	0:04:42.26	16	0:04:46.47	11		0:29:19.53	+0:02:23.05
11	720	RONNING Michael	 AUS.1975.29365	0:07:29.97 0:02:57.68	14 14	0:04:35.07	16	0:04:45.29	10	0:04:40.21	13	0:04:53.54	12		0:29:21.76	+0:02:25.28
12	702	BRODERICK Michael	 USA.1973.22376	0:07:05.56 0:04:33.47	5 18	0:04:19.43	4	0:04:32.77	2	0:04:36.31	8	0:04:20.11	3		0:29:27.65	+0:02:31.17
13	714	WELLMAN Garry	 AUS.1978.24703	0:07:20.58 0:02:53.86	12 12	0:04:29.59	13	0:04:52.50	15	0:04:37.66	10	0:05:17.28	15		0:29:31.47	+0:02:34.99
14	715	MURRAY Duncan	 AUS.1974.25287	0:07:37.75 0:03:00.46	16 15	0:04:27.81	11	0:04:45.64	11	0:04:39.06	12	0:05:26.97	16		0:29:57.69	+0:03:01.21
15	716	HYDE Damien	 AUS.1978.24517	0:07:44.00 0:03:08.13	17 16	0:04:44.12	18	0:04:55.26	17	0:04:43.59	18	0:05:12.30	14		0:30:27.40	+0:03:30.92
16	710	TARIS Mathieu	 FRA.1978.25164	0:07:05.20 0:02:46.12	4 6	0:04:17.53	3	0:04:40.30	6	0:04:31.96	3	0:04:25.97	5	0:05:00.00	0:32:47.08	+0:05:50.60
17	718	HUGHES David	 IRL.1971.21814	0:11:01.84 0:03:12.21	18 17	0:08:52.48	19	0:05:16.76	19	0:05:10.95	19	0:05:54.77	17		0:39:29.01	+0:12:32.53
DNF	706	STAFFORD Devin	 AUS.1975.22387			0:04:19.61	6	0:04:37.95	4	0:04:33.44	5	0:09:02.23	18			

RESULTS OVERALL

Pos	Plate	Name Team	Nat EWS number	Stage 1Q Stage 6	Pos Pos	Stage 2	Pos Pos	Stage 3	Pos Pos	Stage 4	Pos Pos	Stage 5	Pos Pos	Penalties	Time	Gap
MEN Master 40+																
DNF	711	FELIX Craig	 AUS.1975.25283	0:07:06.21	7	0:04:23.27	10	0:04:41.82	8	0:04:37.18	9					
MEN Under 21																
1	402	VIDAL Antoine Commencal Vallnord Enduro Racing Team	 FRA.2001.25035	0:06:32.67 0:02:28.85	1 1	0:03:55.53	1	0:04:21.61	3	0:04:15.10	1	0:03:50.51	1		0:25:24.27	
2	405	KYME Roly	 AUS.2000.24650	0:06:33.77 0:02:31.69	4 4	0:04:01.84	7	0:04:18.10	1	0:04:15.40	2	0:03:59.36	5		0:25:40.16	+0:00:15.89
3	407	WOOLLEY Kasper	 CAN.1999.21348	0:06:38.08 0:02:31.79	6 6	0:03:56.54	2	0:04:22.12	6	0:04:21.22	6	0:03:52.89	2		0:25:42.64	+0:00:18.37
4	401	STONE Brady	 NZL.2000.23119	0:06:33.30 0:02:31.43	2 2	0:03:58.29	4	0:04:20.09	2	0:04:29.11	18	0:04:00.04	6		0:25:52.26	+0:00:27.99
5	409	NASON Duncan Yeti / Fox Shox Factory Team	 USA.1999.21709	0:06:37.97 0:02:38.15	5 14	0:03:58.15	3	0:04:22.00	5	0:04:21.92	8	0:04:00.15	7		0:25:58.34	+0:00:34.07
6	403	SECONDI Nathan	 FRA.1999.22133	0:06:49.76 0:02:33.72	14 9	0:04:00.34	5	0:04:22.94	8	0:04:22.55	9	0:04:01.03	8		0:26:10.34	+0:00:46.07
7	423	KING Riley	 AUS.2001.23512	0:06:43.12 0:02:31.83	10 7	0:04:08.51	14	0:04:25.51	9	0:04:23.68	13	0:03:57.95	4		0:26:10.60	+0:00:46.33
8	419	SZAYNA Erik	 USA.1999.21615	0:06:38.93 0:02:32.41	7 8	0:04:06.38	12	0:04:22.49	7	0:04:22.86	10	0:04:07.63	12		0:26:10.70	+0:00:46.43
9	416	WALSH Sam	 AUS.2000.24527	0:06:54.50 0:02:34.47	17 10	0:04:02.14	8	0:04:28.09	14	0:04:20.88	5	0:03:54.13	3		0:26:14.21	+0:00:49.94
10	415	SHARMAN Fletcher	 NZL.1999.23132	0:06:40.61 0:02:36.78	8 12	0:04:04.02	10	0:04:25.61	10	0:04:19.30	4	0:04:14.26	18		0:26:20.58	+0:00:56.31
11	417	HEWISH Jack	 AUS.2001.24480	0:06:45.39 0:02:39.28	11 16	0:04:03.51	9	0:04:28.97	15	0:04:23.47	12	0:04:10.96	15		0:26:31.58	+0:01:07.31
12	411	BERRY Matt	 NZL.2000.23138	0:06:48.85 0:02:39.62	13 18	0:04:10.33	16	0:04:21.79	4	0:04:23.73	14	0:04:08.32	13		0:26:32.64	+0:01:08.37

RESULTS OVERALL

Pos	Plate	Name Team	Nat EWS number	Stage 1Q Stage 6	Pos Pos	Stage 2	Pos Pos	Stage 3	Pos Pos	Stage 4	Pos Pos	Stage 5	Pos Pos	Penalties	Time	Gap
MEN Under 21																
13	404	BLAHA Vojtech	 CZE.1999.22684	0:06:50.08 0:02:37.85	15 13	0:04:04.80	11	0:04:25.70	11	0:04:24.49	15	0:04:10.58	14		0:26:33.50	+0:01:09.23
14	406	AGURTO Felipe	 CHI.2000.22474	0:06:42.19 0:02:36.03	9 11	0:04:16.13	18	0:04:32.60	18	0:04:25.68	16	0:04:07.15	11		0:26:39.78	+0:01:15.51
15	414	WILSON Tom	 GBR.2000.22553	0:06:47.26 0:02:40.23	12 19	0:04:06.81	13	0:04:31.40	17	0:04:21.51	7	0:04:13.72	17		0:26:40.93	+0:01:16.66
16	418	JONSSON Sharjah	 RSA.1999.22749	0:06:50.59 0:02:39.21	16 15	0:04:12.41	17	0:04:26.14	12	0:04:27.19	17	0:04:13.19	16		0:26:48.73	+0:01:24.46
17	424	LUKE MEIER-SMITH	 AUS.2002.25147	0:06:33.43 0:02:31.49	3 3	0:05:11.45	23	0:04:28.07	13	0:04:23.45	11	0:04:02.43	10		0:27:10.32	+0:01:46.05
18	413	TOOKE Jacob	 CAN.1999.22078	0:06:59.42 0:02:39.39	19 17	0:04:09.32	15	0:04:34.69	21	0:04:30.05	19	0:04:29.61	22		0:27:22.48	+0:01:58.21
19	420	GREENWOOD Toby	 AUS.2002.25394	0:06:57.68 0:02:40.56	18 20	0:04:16.64	19	0:04:41.11	22	0:04:34.88	22	0:04:22.39	20		0:27:33.26	+0:02:08.99
20	412	BEAN Nicolas	 USA.1999.22730	0:07:01.86 0:02:44.43	20 21	0:04:32.70	22	0:04:34.60	20	0:04:32.51	21	0:04:19.38	19		0:27:45.48	+0:02:21.21
21	422	STEPHENS Matthew	 AUS.1999.22396	0:07:12.77 0:02:44.44	22 22	0:04:21.59	20	0:04:34.40	19	0:04:31.96	20	0:04:28.07	21		0:27:53.23	+0:02:28.96
22	421	EKSTROM Jacob	 SWE.2000.23581	0:07:10.29 0:02:53.63	21 23	0:04:21.59	20	0:04:41.41	23	0:04:37.01	23	0:04:31.25	23		0:28:15.18	+0:02:50.91
23	408	MCILROY Benjamin	 AUS.1999.22759	0:15:59.27 0:02:31.70	23 5	0:04:01.80	6	0:04:30.53	16	0:04:19.08	3	0:04:01.63	9		0:35:24.01	+0:09:59.74
WOMEN																
1	2	COURDURIER Isabeau Intense Mavic Collective	 FRA.1994.21731	<u>0:07:16.54</u> 0:02:47.01	<u>1</u> 2	0:04:21.34	2	<u>0:04:38.82</u>	<u>1</u>	0:04:35.57	2	<u>0:04:16.38</u>	<u>1</u>		0:27:55.66	
2	310	KINTNER Jill	 USA.1981.22648	0:07:24.80 <u>0:02:44.30</u>	5 <u>1</u>	0:04:18.26	<u>1</u>	0:04:44.92	6	0:04:37.73	3	0:04:27.85	3		0:28:17.86	+0:00:22.20

RESULTS OVERALL

Pos	Plate	Name Team	Nat EWS number	Stage 1Q Stage 6	Pos Pos	Stage 2	Pos Pos	Stage 3	Pos Pos	Stage 4	Pos Pos	Stage 5	Pos Pos	Penalties	Time	Gap
WOMEN																
3	311	FRY Rowena	 AUS.1982.25028	0:07:23.76 0:02:49.79	3 3	0:04:25.33	5	0:04:44.30	4	<u>0:04:34.08</u>	1	0:04:32.95	4		0:28:30.21	+0:00:34.55
4	4	KOREM Noga GT Factory Racing	 ISR.1991.21660	0:07:34.56 0:02:51.11	12 4	0:04:24.76	4	0:04:45.62	7	0:04:42.36	8	0:04:26.85	2		0:28:45.26	+0:00:49.60
5	302	LANTHIER NADEAU Andreane Rocky Mountain/Race Face Enduro Team	 CAN.1993.21609	0:07:24.70 0:02:58.96	4 12	0:04:28.11	9	0:04:43.83	3	0:04:39.54	4	0:04:35.38	5		0:28:50.52	+0:00:54.86
6	5	BARAONA Bex Ibis Cycles Enduro Race Team	 GBR.1993.21715	0:07:33.29 0:02:52.66	10 7	0:04:25.46	6	0:04:44.55	5	0:04:40.52	5	0:04:35.70	6		0:28:52.18	+0:00:56.52
7	301	CHARRE Morgane	 FRA.1990.21958	0:07:20.65 0:02:51.85	2 6	0:04:23.04	3	0:04:43.29	2	0:05:08.51	24	0:04:38.14	7		0:29:05.48	+0:01:09.82
8	6	COOK Becky Orbea Enduro Team	 GBR.1986.21664	0:07:31.96 0:02:53.72	8 8	0:04:33.73	12	0:04:48.67	8	0:04:43.79	9	0:04:38.64	8		0:29:10.51	+0:01:14.85
9	303	MORRISON Rae BBCL NZ Arapi Enduro Team	 NZL.1989.21630	0:07:33.66 0:02:56.79	11 10	0:04:38.54	15	0:04:49.08	9	0:04:40.92	6	0:04:38.96	9		0:29:17.95	+0:01:22.29
10	304	MILLER Miranda Kona Factory Team	 CAN.1990.21687	0:07:35.99 0:02:51.66	13 5	0:04:27.22	8	0:04:52.32	11	0:04:48.40	14	0:04:42.80	11		0:29:18.39	+0:01:22.73
11	306	CONOLLY Ella	 GBR.1998.21859	0:07:36.40 0:02:57.33	14 11	0:04:26.68	7	0:04:54.03	12	0:04:46.16	12	0:04:43.69	12		0:29:24.29	+0:01:28.63
12	7	THOMA Ines Canyon Factory Racing	 GER.1989.21750	0:07:32.04 0:03:01.53	9 15	0:04:38.36	14	0:04:55.13	14	0:04:45.95	11	0:04:42.00	10		0:29:35.01	+0:01:39.35
13	8	GEHRIG Anita Norco Twins Racing	 SUI.1987.21718	0:07:44.25 0:03:01.32	16 14	0:04:38.00	13	0:04:51.40	10	0:04:42.27	7	0:04:44.72	13		0:29:41.96	+0:01:46.30
14	307	JONNIER Morgane	 FRA.1990.22559	0:07:30.43 0:02:55.49	7 9	0:04:40.09	16	0:04:54.08	13	0:04:47.83	13	0:05:00.26	16		0:29:48.18	+0:01:52.52
15	312	PICTON Leonie	 AUS.1986.22420	0:07:27.74 0:03:03.89	6 18	0:04:42.08	18	0:05:00.97	17	0:04:52.62	17	0:04:54.83	14		0:30:02.13	+0:02:06.47

RESULTS OVERALL





Pos	Plate	Name Team	Nat EWS number	Stage 1Q Stage 6	Pos Pos	Stage 2	Pos Pos	Stage 3	Pos Pos	Stage 4	Pos Pos	Stage 5	Pos Pos	Penalties	Time	Gap
WOMEN																
16	10	GEHRIG Carolin Norco Twins Racing	 SUI.1987.21665	0:07:49.39 0:03:00.68	19 13	0:04:32.87	11	0:04:56.29	16	0:04:50.00	15	0:04:55.48	15		0:30:04.71	+0:02:09.05
17	319	PARKES Emily	 AUS.1995.25281	0:07:48.37 0:03:01.89	18 16	0:04:42.40	19	0:05:04.41	21	0:04:51.26	16	0:05:02.05	17		0:30:30.38	+0:02:34.72
18	315	TAYLOR Chloe	 GBR.1998.23462	0:07:37.03 0:03:07.69	15 19	0:04:40.38	17	0:05:04.22	20	0:04:54.79	19	0:05:13.40	20		0:30:37.51	+0:02:41.85
19	313	HILL-WRIGHT Ronja	 AUS.1991.22517	0:07:47.40 0:03:07.77	17 20	0:04:51.10	21	0:05:03.67	18	0:04:54.55	18	0:05:03.11	18		0:30:47.60	+0:02:51.94
20	305	GILL Martha	 GBR.1997.22469	0:08:03.31 0:03:11.04	21 21	0:04:32.74	10	0:04:55.78	15	0:04:44.28	10	0:05:32.96	23		0:31:00.11	+0:03:04.45
21	308	WIEDENROTH Sofia Cube Action Team	 GER.1995.24544	0:08:24.84 0:03:12.88	23 22	0:04:49.05	20	0:05:04.01	19	0:04:56.92	21	0:05:08.06	19		0:31:35.76	+0:03:40.10
22	314	NEWELL Melissa	 NZL.1979.21458	0:07:58.19 0:03:19.63	20 23	0:04:58.52	24	0:05:10.65	22	0:04:54.91	20	0:05:18.29	21		0:31:40.19	+0:03:44.53
23	309	FLOOD Shelly Kona Factory Team	 AUS.1991.27221	0:08:04.51 0:03:03.40	22 17	0:04:55.43	22	0:05:19.25	24	0:05:05.54	23	0:05:25.99	22		0:31:54.12	+0:03:58.46
24	316	MACKIE Lucy	 AUS.1998.25263	0:08:41.71 0:03:21.78	24 24	0:04:56.27	23	0:05:16.69	23	0:05:03.83	22	0:05:38.11	24		0:32:58.39	+0:05:02.73
25	318	ENLUND Jess	 SWE.1989.22339	0:08:51.05 0:03:36.09	26 25	0:05:28.78	25	0:05:39.80	26	0:05:18.55	26	0:06:30.87	25		0:35:25.14	+0:07:29.48
26	317	LAWTON Abigale	 GBR.1998.22765	0:08:44.12 0:03:46.62	25 26	0:05:32.48	26	0:05:40.24	27	0:05:16.91	25	0:06:40.67	26		0:35:41.04	+0:07:45.38
DNF	320	MILLS Sara	 AUS.1997.23198	0:09:08.78	27	0:06:01.78	27	0:05:39.59	25	0:05:29.48	27					
DNF	3	WINTON Katy Trek Factory Racing	 GBR.1993.21730													
DNS	9	ESPINEIRA HERREROS Florenia	 CHI.1992.22941													

EWS Shimano Enduro Tasmania

Derby, Australia
31 March 2019



RESULTS OVERALL

Pos	Plate	Name Team	Nat EWS number	Stage 1Q Stage 6	Pos Pos	Stage 2	Pos Pos	Stage 3	Pos Pos	Stage 4	Pos Pos	Stage 5	Pos Pos	Penalties	Time	Gap
WOMEN Master 35+																
1	603	GANE Michelle	 AUS.1978.23453	<u>0:08:49.19</u> <u>0:03:36.60</u>	<u>1</u> <u>1</u>	0:05:51.40	2	<u>0:05:26.04</u>	<u>1</u>	<u>0:05:09.03</u>	<u>1</u>	<u>0:05:51.31</u>	<u>1</u>		0:34:43.57	
2	602	MCCONNELOUG Mary	 USA.1971.22390	0:09:23.89 0:03:42.17	2 2	0:05:23.62	<u>1</u>	0:05:36.36	2	0:05:16.45	2	0:06:02.29	2		0:35:24.78	+0:00:41.21
WOMEN Under 21																
1	501	HARRIS Fenella	 AUS.2002.25334	<u>0:07:34.97</u> <u>0:03:02.43</u>	<u>1</u> <u>1</u>	<u>0:04:44.82</u>	<u>1</u>	<u>0:04:59.94</u>	<u>1</u>	<u>0:04:50.17</u>	<u>1</u>	<u>0:05:01.97</u>	<u>1</u>		0:30:14.30	
2	503	CRAFT Laura	 AUS.2002.23363	0:08:08.71 0:03:22.38	2 2	0:05:09.95	2	0:05:06.82	2	0:04:57.18	2	0:05:32.35	2		0:32:17.39	+0:02:03.09

RESULTS OVERALL

Penalties details

#	Plate	Name	Penalty	Description	Location
1	56	Dan BOOKER	00:05:00	Late arrival	Derby
2	68	Axel FRESQUET	00:05:00	Late arrival	Time check Derby
3	78	Phil ROBERTS	00:05:00	Missed time check	Time check Derby
4	82	Samuel BROWNLIE	00:05:00	Missed time check	Time check Derby
5	95	Gabriel III AMIGO	00:05:00	Missed time check, Late arrival	Time check Derby, Derby
6	96	Tom ANDERSON	00:05:00	Late arrival	Derby
7	97	Callan RIDGE	00:05:00	Late arrival	Derby
8	99	David HANSON	00:05:00	Late arrival	Derby
9	100	Lachlan MCKILLOP	00:05:00	Late arrival	Derby
10	102	Scott TREEBY	00:05:00	Late arrival	S3
11	710	Mathieu TARIS	00:05:00	Late arrival	Time check Derby

Statistics

Entries / Nations	Finished	DNF	DSQ	DNS	Weather	Temperature	Distance	Elevation
180 / 20	166	9	1	4	Mostly sunny	18°C		

DNF: did not finish · DNS: did not start · DSQ: disqualified