




































EWS 100 OVERALL RESULTS

Pos	Plate	Name Team	Nat EWS number	Stage 1	Pos	Stage 2	Pos	Stage 3	Pos	Stage 4	Pos	Stage 5Q	Pos	Penalties	Time	Gap
EWS100 MEN																
1	1010	HEINE Felix	 GER.1990.25813	0:10:11.52	1	0:03:29.15	1	0:06:07.80	2	0:05:18.33	1	0:14:19.43	3		0:39:26.23	
2	1007	NEWELL Jake	 AUS.1993.24612	0:10:14.19	3	0:03:35.50	8	0:06:07.17	1	0:05:21.62	4	0:14:11.17	1		0:39:29.65	+0:00:03.42
3	1009	RENZ Daniel	 GER.1996.26028	0:10:27.33	8	0:03:29.84	2	0:06:09.93	3	0:05:20.53	2	0:14:25.10	8		0:39:52.73	+0:00:26.50
4	1024	FAVRE Colin	 SUI.1991.26263	0:10:13.60	2	0:03:34.02	4	0:06:21.52	9	0:05:25.89	8	0:14:18.63	2		0:39:53.66	+0:00:27.43
5	1019	MONTAGNI Mirco		0:10:21.90	5	0:03:39.47	19	0:06:21.53	10	0:05:25.09	6	0:14:28.23	10		0:40:16.22	+0:00:49.99
6	1011	LETH Frederik	 DEN.1995.22993	0:10:38.25	17	0:03:34.02	4	0:06:21.15	8	0:05:24.23	5	0:14:22.64	6		0:40:20.29	+0:00:54.06
7	1091	RICHTER Bastian	 GER.1994.23331	0:10:25.67	7	0:03:34.57	6	0:06:32.90	22	0:05:25.81	7	0:14:24.32	7		0:40:23.27	+0:00:57.04
8	1021	KASCHUB Nic Bennett		0:10:24.93	6	0:03:40.32	21	0:06:18.15	6	0:05:31.41	15	0:14:29.45	11		0:40:24.26	+0:00:58.03
9	1001	MURIGNEUX Xavier		0:10:17.44	4	0:03:35.13	7	0:06:13.87	4	0:05:29.30	11	0:14:52.94	17		0:40:28.68	+0:01:02.45
10	1005	SUAU Florian	 FRA.1997.21384	0:10:33.25	13	0:03:36.22	10	0:06:20.46	7	0:05:29.77	12	0:14:35.70	13		0:40:35.40	+0:01:09.17
11	1004	BRIQUEZ Cyril	 FRA.1992.22135	0:10:37.85	16	0:03:38.11	14	0:06:22.95	11	0:05:31.56	17	0:14:27.86	9		0:40:38.33	+0:01:12.10
12	1061	MAES Tom		0:10:43.97	19	0:03:38.97	16	0:06:25.82	14	0:05:28.68	10	0:14:21.07	4		0:40:38.51	+0:01:12.28












EWS 100 OVERALL RESULTS

Pos	Plate	Name Team	Nat EWS number	Stage 1	Pos	Stage 2	Pos	Stage 3	Pos	Stage 4	Pos	Stage 5Q	Pos	Penalties	Time	Gap
EWS100 MEN																
13	1014	ANGELINI Michel	 ITA.1989.23038	0:10:32.84	11	0:03:38.23	15	0:06:32.73	21	0:05:40.17	30	0:14:32.88	12		0:40:56.85	+0:01:30.62
14	1041	LAIMER Stefan	 ITA.1989.23038	0:10:36.65	15	0:03:42.92	30	0:06:25.94	15	0:05:33.89	21	0:14:39.35	14		0:40:58.75	+0:01:32.52
15	1012	VERSTREPEN Kenny	 BEL.1989.22727	0:10:46.53	20	0:03:39.45	18	0:06:25.97	17	0:05:31.45	16	0:14:53.05	18		0:41:16.45	+0:01:50.22
16	1008	MAUNSELL Jonathan	 IRL.1992.22408	0:10:48.72	23	0:03:43.01	32	0:06:25.81	13	0:05:32.31	19	0:14:50.15	15		0:41:20.00	+0:01:53.77
17	1022	HUGO Jordan	 GER.1997.25414	0:10:32.80	10	0:03:37.00	12	0:06:44.35	39	0:05:30.75	13	0:14:56.01	22		0:41:20.91	+0:01:54.68
18	1032	GOULD Jordan	 GBR.1985.22017	0:10:32.95	12	0:03:36.16	9	0:06:36.00	25	0:05:33.60	20	0:15:13.51	33		0:41:32.22	+0:02:05.99
19	1096	VENTURI Nadir	 ITA.1989.23038	0:10:42.25	18	0:03:42.92	30	0:06:36.03	26	0:05:35.73	24	0:14:56.45	23		0:41:33.38	+0:02:07.15
20	1056	JAREK Mariusz	 POL.1992.23565	0:10:47.55	22	0:03:42.08	27	0:06:25.95	16	0:05:39.00	29	0:15:04.73	30		0:41:39.31	+0:02:13.08
21	1023	NEUMANN Marcus	 GER.1987.23206	0:10:52.62	27	0:03:41.97	26	0:06:36.35	27	0:05:41.05	31	0:14:53.22	19		0:41:45.21	+0:02:18.98
22	1013	ZILAK Frantisek	 CZE.1981.22627	0:11:03.09	35	0:03:42.68	29	0:06:35.85	24	0:05:36.71	25	0:14:54.16	21		0:41:52.49	+0:02:26.26
23	1029	RYAN Fergus	 GBR.1993.22458	0:11:27.61	47	0:03:39.02	17	0:06:24.42	12	0:05:27.78	9	0:14:57.34	24		0:41:56.17	+0:02:29.94
24	1038	DINKEL Luke	 RSA.1995.25570	0:10:53.25	28	0:03:50.00	40	0:06:39.57	30	0:05:37.47	26	0:14:58.15	25		0:41:58.44	+0:02:32.21













EWS 100 OVERALL RESULTS

Pos	Plate	Name Team	Nat EWS number	Stage 1	Pos	Stage 2	Pos	Stage 3	Pos	Stage 4	Pos	Stage 5Q	Pos	Penalties	Time	Gap
EWS100 MEN																
25	1090	WECKBACH Matthias	 GER.1993.22698	0:10:57.49	31	0:03:42.50	28	0:06:42.56	32	0:05:38.37	27	0:15:03.44	28		0:42:04.36	+0:02:38.13
26	1003	CHAMPION Quentin	 FRA.1993.22698	0:10:51.93	26	0:03:41.07	23	0:06:46.57	40	0:05:41.93	32	0:15:03.19	27		0:42:04.69	+0:02:38.46
27	1030	MCRITCHIE Ruairidh	 GBR.1995.22333	0:11:17.17	43	0:03:40.42	22	0:06:31.60	20	0:05:32.02	18	0:15:03.90	29		0:42:05.11	+0:02:38.88
28	1018	D'AROMA Giovanni	 ITA.1998.25438	0:10:31.05	9	0:03:41.62	25	0:06:39.12	29	0:05:34.75	22	0:15:41.81	41		0:42:08.35	+0:02:42.12
29	1034	JENSEN Henrik	 GBR.1998.25933	0:10:49.09	24	0:03:45.53	34	0:06:34.75	23	0:05:43.60	35	0:15:17.36	34		0:42:10.33	+0:02:44.10
30	1044	GIUBILATO Federico	 ITA.1998.25438	0:10:55.18	29	0:03:47.18	37	0:06:59.02	47	0:05:38.84	28	0:14:53.89	20		0:42:14.11	+0:02:47.88
31	1073	MENZL Matthias	 GER.1982.25678	0:10:34.20	14	0:03:37.14	13	0:06:53.52	44	0:05:44.25	37	0:15:31.84	37		0:42:20.95	+0:02:54.72
32	1064	BERTUSSI Florian	 FRA.1993.22698	0:11:05.60	38	0:03:45.64	35	0:06:43.60	36	0:05:42.72	33	0:15:08.20	31		0:42:25.76	+0:02:59.53
33	1020	MAIRHOFER Andreas	 ITA.1998.25438	0:11:13.27	41	0:03:50.82	42	0:06:36.65	28	0:05:47.20	41	0:15:12.37	32		0:42:40.31	+0:03:14.08
34	1031	DERRICK Tristan	 GBR.1995.22333	0:11:02.86	34	0:03:48.08	39	0:06:43.67	37	0:05:46.30	39	0:15:30.54	36		0:42:51.45	+0:03:25.22
35	1069	KONIGSMAYR Stefan	 AUT.1984.26181	0:11:00.78	33	0:03:43.10	33	0:06:43.35	35	0:05:46.33	40	0:15:43.20	42		0:42:56.76	+0:03:30.53













EWS 100 OVERALL RESULTS

Pos	Plate	Name Team	Nat EWS number	Stage 1	Pos	Stage 2	Pos	Stage 3	Pos	Stage 4	Pos	Stage 5Q	Pos	Penalties	Time	Gap
EWS100 MEN																
36	1006	RIQUELME CARDEMIL Fernando Javier	 CHI.1998.22240	0:10:46.73	21	0:03:40.10	20	0:06:26.72	18	0:05:35.24	23	0:16:37.14	58		0:43:05.93	+0:03:39.70
37	1025	KOHNS Fabio	 	0:11:03.40	36	0:03:51.63	44	0:06:49.11	42	0:05:55.33	44	0:15:35.39	38		0:43:14.86	+0:03:48.63
38	1042	TINKHAUSER Philipp	 	0:11:04.98	37	0:04:01.27	52	0:06:57.60	46	0:05:55.49	45	0:15:36.63	39		0:43:35.97	+0:04:09.74
39	1080	JONES Lawrence	 GBR.1989.26035	0:11:08.35	39	0:03:51.03	43	0:06:43.75	38	0:05:43.43	34	0:16:21.27	55		0:43:47.83	+0:04:21.60
40	1062	RENARD Bastien	 	0:11:13.08	40	0:03:54.11	47	0:07:17.95	58	0:05:50.90	42	0:15:38.02	40		0:43:54.06	+0:04:27.83
41	1047	FRANZEN Jonas	 	0:11:26.19	46	0:03:57.40	49	0:06:43.17	34	0:05:52.60	43	0:16:03.74	47		0:44:03.10	+0:04:36.87
42	1084	CASAGRANDA Matteo	 	0:11:27.92	48	0:04:05.56	60	0:06:57.15	45	0:06:05.07	53	0:15:30.34	35		0:44:06.04	+0:04:39.81
43	1100	COMYN Tim	 NZL.1988.25443	0:11:36.30	54	0:04:06.34	61	0:07:01.30	48	0:05:58.53	47	0:15:45.76	43		0:44:28.23	+0:05:02.00
44	1055	KISZALA Bartlomiej	 POL.1984.25741	0:11:34.80	52	0:03:53.43	45	0:06:52.90	43	0:06:00.23	48	0:16:18.20	52		0:44:39.56	+0:05:13.33
45	1085	DALLA VALLE Nicola	 	0:11:27.95	49	0:03:57.47	50	0:07:28.42	66	0:05:56.87	46	0:15:50.89	45		0:44:41.60	+0:05:15.37
46	1070	OBERBICHLER Stefan	 	0:11:31.81	51	0:03:58.60	51	0:07:18.53	59	0:06:07.95	56	0:15:49.22	44		0:44:46.11	+0:05:19.88













EWS 100 OVERALL RESULTS

Pos	Plate	Name Team	Nat EWS number	Stage 1	Pos	Stage 2	Pos	Stage 3	Pos	Stage 4	Pos	Stage 5Q	Pos	Penalties	Time	Gap
EWS100 MEN																
47	1060	NOVOSAD Tomas	 CZE.1982.23210	0:11:17.03	42	0:04:08.80	64	0:07:24.00	64	0:06:06.55	54	0:16:05.25	48		0:45:01.63	+0:05:35.40
48	1049	SJOBERG Marten	 SWE.1982.23210	0:11:24.75	45	0:03:50.24	41	0:07:12.70	52	0:06:04.15	52	0:16:35.62	57		0:45:07.46	+0:05:41.23
49	1093	AMEND Robin	 GER.1996.25460	0:11:44.60	56	0:03:53.75	46	0:07:12.33	51	0:06:07.17	55	0:16:18.34	53		0:45:16.19	+0:05:49.96
50	1098	PADOVAN Andrea	 ITA.1994.22764	0:11:56.00	59	0:04:01.54	54	0:07:10.00	49	0:06:02.76	49	0:16:13.88	50		0:45:24.18	+0:05:57.95
51	1097	PADOVAN Marco	 ITA.1994.22764	0:11:58.98	61	0:04:02.13	57	0:07:11.38	50	0:06:09.10	57	0:16:10.35	49		0:45:31.94	+0:06:05.71
52	1059	GAJDUSEK Ondrej	 CZE.1990.22465	0:12:00.42	64	0:04:10.63	68	0:07:20.91	61	0:06:02.93	50	0:16:02.44	46		0:45:37.33	+0:06:11.10
53	1089	GROGER Jonas	 GER.1996.25460	0:11:44.15	55	0:04:03.08	58	0:07:12.74	54	0:06:27.87	70	0:16:18.86	54		0:45:46.70	+0:06:20.47
54	1092	SCHMIDT Benedikt	 GER.1996.25460	0:11:51.65	58	0:04:08.68	63	0:07:13.32	55	0:06:11.37	60	0:16:22.73	56		0:45:47.75	+0:06:21.52
55	1079	BROWN Ethan	 GBR.1994.22764	0:11:28.98	50	0:04:01.97	56	0:07:30.47	67	0:06:11.15	59	0:17:02.20	62		0:46:14.77	+0:06:48.54
56	1072	SCHAUFLER Christoph	 AUT.1986.23245	0:11:48.80	57	0:04:01.95	55	0:07:24.35	65	0:06:12.00	61	0:16:48.33	59		0:46:15.43	+0:06:49.20
57	1048	LARSSON Eric	 SWE.1982.23210	0:11:23.28	44	0:03:55.15	48	0:08:14.15	77	0:06:09.75	58	0:17:09.73	64		0:46:52.06	+0:07:25.83
58	1077	KEUNZI Alexander	 SUI.1986.23245	0:12:13.23	67	0:04:09.47	65	0:07:15.77	57	0:06:24.62	67	0:16:54.55	60		0:46:57.64	+0:07:31.41












EWS 100 OVERALL RESULTS

Pos	Plate	Name Team	Nat EWS number	Stage 1	Pos	Stage 2	Pos	Stage 3	Pos	Stage 4	Pos	Stage 5Q	Pos	Penalties	Time	Gap
EWS100 MEN																
59	1039	GRAHAM Andrew	 GBR.1996.24491	0:11:59.45	63	0:04:22.94	72	0:07:21.72	63	0:06:15.39	62	0:17:01.06	61		0:47:00.56	+0:07:34.33
60	1045	CORREIA Lino		0:10:56.43	30	0:03:46.85	36	0:06:40.52	31	0:05:45.05	38	0:15:03.00	26	0:05:00.00	0:47:11.85	+0:07:45.62
61	1095	GRUBER Markus		0:11:59.09	62	0:04:09.54	67	0:07:35.25	69	0:06:22.92	65	0:17:06.48	63		0:47:13.28	+0:07:47.05
62	1068	SCHROEDER Marc	 GER.1990.23207	0:12:06.06	65	0:04:16.56	70	0:07:20.60	60	0:06:17.03	63	0:17:21.64	65		0:47:21.89	+0:07:55.66
63	1058	SLAVIK Michal		0:12:17.94	69	0:04:01.30	53	0:07:21.05	62	0:06:24.33	66	0:17:32.50	68		0:47:37.12	+0:08:10.89
64	1075	LIEVEN Marvin		0:12:31.95	71	0:04:08.25	62	0:07:41.79	70	0:06:26.55	69	0:17:31.18	67		0:48:19.72	+0:08:53.49
65	1078	SMILOV George		0:12:31.70	70	0:04:16.30	69	0:07:34.90	68	0:06:36.04	74	0:17:21.99	66		0:48:20.93	+0:08:54.70
66	1074	STOECKL Maximilian	 GER.1989.25412	0:12:09.90	66	0:04:04.95	59	0:08:08.70	76	0:06:26.35	68	0:17:39.32	70		0:48:29.22	+0:09:02.99
67	1066	WAGNER Raphael	 AUT.1996.25536	0:11:56.43	60	0:04:23.68	73	0:07:15.58	56	0:07:43.53	80	0:17:36.28	69		0:48:55.50	+0:09:29.27
68	1043	CAVENAGHI Alberto		0:12:57.50	74	0:04:28.83	76	0:07:56.90	73	0:06:31.16	71	0:17:40.11	71		0:49:34.50	+0:10:08.27
69	1071	GRUSCH Markus		0:12:40.10	72	0:04:38.18	78	0:07:57.87	74	0:06:33.93	73	0:18:02.14	72		0:49:52.22	+0:10:25.99
70	1015	MATORDES Nicolo		0:20:02.80	81	0:03:36.83	11	0:06:28.10	19	0:05:31.19	14	0:14:21.41	5		0:50:00.33	+0:10:34.10

EWS 100 OVERALL RESULTS

Pos	Plate	Name Team	Nat EWS number	Stage 1	Pos	Stage 2	Pos	Stage 3	Pos	Stage 4	Pos	Stage 5Q	Pos	Penalties	Time	Gap
EWS100 MEN																
71	1033	COOK Kevin	 GBR.1984.21360	0:11:35.96	53	0:04:09.53	66	0:07:12.70	52	0:06:03.15	51	0:16:17.38	51	0:05:00.00	0:50:18.72	+0:10:52.49
72	1086	GALLO Elia		0:13:20.15	75	0:04:38.07	77	0:08:01.82	75	0:06:51.28	75	0:18:05.59	73		0:50:56.91	+0:11:30.68
73	1040	JANUS Sebastian	 POL.1986.24483	0:13:26.51	76	0:04:26.05	74	0:08:21.55	78	0:06:56.63	76	0:20:02.97	76		0:53:13.71	+0:13:47.48
74	1081	JONES Nick		0:12:17.35	68	0:04:18.85	71	0:07:44.25	71	0:06:21.57	64	0:18:12.47	74	0:05:00.00	0:53:54.49	+0:14:28.26
75	1002	ARNAUD Quentin		0:25:04.58	82	0:03:30.27	3	0:06:14.52	5	0:05:20.90	3	0:14:51.77	16		0:55:02.04	+0:15:35.81
76	1083	EGAN Scott	 CAN.1989.24486	0:14:02.82	77	0:04:45.28	80	0:08:48.28	79	0:07:19.08	77	0:21:30.90	78		0:56:26.36	+0:17:00.13
77	1046	VIEIRA Joao		0:14:18.19	78	0:04:42.36	79	0:07:56.10	72	0:06:31.91	72	0:18:19.64	75	0:05:00.00	0:56:48.20	+0:17:21.97
78	1076	FRITSCH Sebastian		0:15:34.08	79	0:04:59.69	81	0:09:50.68	80	0:07:41.92	79	0:21:02.93	77		0:59:09.30	+0:19:43.07
79	1082	RUSSELL Jamie	 CAN.1983.24428	0:15:45.78	80	0:05:06.58	82	0:09:58.50	81	0:07:38.17	78	0:23:10.53	79		1:01:39.56	+0:22:13.33
80	1094	HASTERT Daniel		0:10:59.37	32	0:03:41.22	24	0:06:48.97	41	0:05:43.83	36	0:39:17.88	80		1:06:31.27	+0:27:05.04
DNF	1035	JOSELIN Hugo	 FRA.1996.26186	0:10:51.77	25	0:03:48.00	38	0:06:42.87	33							
DNF	1065	FLEISSNER Marco		0:12:56.05	73	0:04:26.68	75	0:10:25.98	82							

EWS 100 OVERALL RESULTS

Pos	Plate	Name Team	Nat EWS number	Stage 1	Pos	Stage 2	Pos	Stage 3	Pos	Stage 4	Pos	Stage 5Q	Pos	Penalties	Time	Gap
EWS100 MEN																
DNS	1028	BRADSHAW Tom	 NZL.1993.24526													
DNS	1050	HERLETH Michael														
EWS100 MEN Master 40+																
1	1052	LEONHARDT Tobias	 GER.1973.22723	0:10:57.65	2	<u>0:03:34.98</u>	1	<u>0:06:27.43</u>	1	<u>0:05:27.13</u>	1	<u>0:14:26.18</u>	1		0:40:53.37	
2	1054	BRYJA Mariusz		<u>0:10:43.19</u>	1	0:03:38.98	2	0:06:35.49	2	0:05:36.58	2	0:14:51.39	2		0:41:25.63	+0:00:32.26
3	1107	FALGARI Massimo		0:11:06.86	3	0:03:59.18	4	0:06:47.43	3	0:05:53.37	3	0:15:07.37	3		0:42:54.21	+0:02:00.84
4	1109	TAGLIAFERRI Marco	 ITA.1975.25834	0:11:28.48	4	0:03:58.23	3	0:06:57.82	4	0:05:58.10	4	0:15:38.18	4		0:44:00.81	+0:03:07.44
5	1110	GASPARELLA Giacomo		0:11:59.56	6	0:04:13.97	7	0:07:27.93	5	0:06:00.88	5	0:15:56.85	5		0:45:39.19	+0:04:45.82
6	1113	DAUMAS Eric	 FRA.1968.22075	0:12:17.75	7	0:04:21.43	8	0:07:33.42	6	0:06:08.55	6	0:16:39.68	6		0:47:00.83	+0:06:07.46
7	1051	STRICKER Wilhelm		0:11:57.02	5	0:04:07.33	5	0:08:27.80	13	0:06:17.83	7	0:16:46.22	7		0:47:36.20	+0:06:42.83
8	1112	OFFREDI Yannick	 FRA.1978.22824	0:12:59.63	9	0:04:27.08	10	0:07:35.82	7	0:06:37.52	11	0:16:57.22	8		0:48:37.27	+0:07:43.90
9	1087	NAJLES Mariano		0:12:44.92	8	0:04:22.65	9	0:08:05.38	9	0:06:36.99	10	0:17:35.39	10		0:49:25.33	+0:08:31.96




EWS 100 OVERALL RESULTS

Pos	Plate	Name Team	Nat EWS number	Stage 1	Pos	Stage 2	Pos	Stage 3	Pos	Stage 4	Pos	Stage 5Q	Pos	Penalties	Time	Gap
EWS100 MEN Master 40+																
10	1088	GERING Thomas		0:13:36.42	11	0:04:13.60	6	0:07:57.82	8	0:06:31.70	8	0:17:13.78	9		0:49:33.32	+0:08:39.95
11	1111	MORATELLI Mauro		0:13:09.45	10	0:04:28.63	11	0:08:06.08	10	0:06:34.16	9	0:17:51.61	11		0:50:09.93	+0:09:16.56
12	1114	GROGNUX Johann	 FRA.1976.23186	0:13:39.32	13	0:04:33.49	12	0:08:24.37	11	0:06:58.75	12	0:18:17.33	12		0:51:53.26	+0:10:59.89
13	1115	WHITE Andy		0:13:37.37	12	0:04:36.72	13	0:08:25.54	12	0:07:05.50	13	0:19:08.01	13		0:52:53.14	+0:11:59.77
14	1116	PERI Harel	 ISR.1971.25495	0:15:37.04	14	0:05:18.65	14	0:09:34.80	14	0:07:47.42	14	0:20:45.50	14		0:59:03.41	+0:18:10.04
15	1108	CIAMBRONE Roberto		0:21:31.24	15	0:06:42.33	15	0:31:20.29	15	0:08:44.78	15	0:25:25.51	15	0:05:00.00	1:38:44.15	+0:57:50.78
EWS100 MEN Under 21																
1	1016	ALBER Hannes	 ITA.2000.26194	<u>0:09:58.42</u>	<u>1</u>	<u>0:03:27.37</u>	<u>1</u>	<u>0:06:07.35</u>	<u>1</u>	<u>0:05:29.97</u>	<u>1</u>	<u>0:14:14.44</u>	<u>1</u>		0:39:17.55	
2	1017	GARELLA Andrea	 ITA.2002.26297	0:10:44.25	4	0:03:37.15	2	0:06:14.68	2	0:05:29.98	2	0:14:18.95	2		0:40:25.01	+0:01:07.46
3	1027	SERRA Paul	 USA.2000.21708	0:10:32.25	2	0:03:49.72	7	0:06:41.10	4	0:05:32.18	3	0:14:35.43	3		0:41:10.68	+0:01:53.13
4	1036	PONTHUS Matthieu	 FRA.2000.23103	0:11:10.27	6	0:03:45.32	3	0:06:28.12	3	0:05:46.69	5	0:15:09.29	4		0:42:19.69	+0:03:02.14

EWS 100 OVERALL RESULTS

Pos	Plate	Name Team	Nat EWS number	Stage 1	Pos	Stage 2	Pos	Stage 3	Pos	Stage 4	Pos	Stage 5Q	Pos	Penalties	Time	Gap
EWS100 MEN Under 21																
5	1104	BRERA MOLINARO Gabriele		0:10:34.30	3	0:03:46.09	4	0:07:02.22	7	0:05:49.42	7	0:15:14.99	5		0:42:27.02	+0:03:09.47
6	1106	FILIPPI Mirko		0:10:58.83	5	0:03:48.97	6	0:06:54.05	6	0:05:48.00	6	0:15:17.38	7		0:42:47.23	+0:03:29.68
7	1063	LEGRAND Maxime	 BEL.2001.22293	0:11:13.36	7	0:03:48.67	5	0:06:46.93	5	0:05:42.65	4	0:15:16.37	6		0:42:47.98	+0:03:30.43
8	1057	PINDEL Maciek	 POL.2001.23570	0:11:43.72	8	0:04:23.28	11	0:07:11.95	8	0:06:02.34	8	0:16:15.37	9		0:45:36.66	+0:06:19.11
9	1105	BALESTRI Samuele		0:12:17.83	10	0:04:14.25	9	0:07:39.94	11	0:06:13.16	10	0:16:14.93	8		0:46:40.11	+0:07:22.56
10	1101	DIGGES LA TOUCHE James		0:12:27.60	12	0:04:18.30	10	0:07:23.02	9	0:06:11.62	9	0:16:45.66	10		0:47:06.20	+0:07:48.65
11	1103	WEIGEL Maximilian	 GER.2001.23205	0:12:24.43	11	0:04:31.17	12	0:07:27.37	10	0:06:21.60	11	0:17:12.51	11		0:47:57.08	+0:08:39.53
12	1102	BRISCOE Daniel	 USA.2001.23195	0:11:58.70	9	0:04:12.70	8	0:08:02.71	12	0:09:06.10	12	0:18:43.97	12		0:52:04.18	+0:12:46.63
EWS100 WOMEN																
1	1118	ZEITSCHER Laura	 GER.1991.24864	<u>0:12:27.80</u>	<u>1</u>	<u>0:04:15.50</u>	<u>1</u>	<u>0:08:01.67</u>	<u>1</u>	<u>0:06:41.15</u>	<u>1</u>	0:17:59.21	2		0:49:25.33	
2	1120	BONANNI Francesca		0:12:32.77	2	0:04:24.00	2	0:08:43.27	3	0:06:44.36	2	<u>0:17:30.53</u>	<u>1</u>		0:49:54.93	+0:00:29.60

EWS 100 OVERALL RESULTS

Pos	Plate	Name Team	Nat EWS number	Stage 1	Pos	Stage 2	Pos	Stage 3	Pos	Stage 4	Pos	Stage 5Q	Pos	Penalties	Time	Gap
EWS100 WOMEN																
3	1117	COERS Phoebe	 NZL.1995.25332	0:13:24.34	3	0:04:49.00	3	0:08:36.61	2	0:07:13.50	3	0:18:12.85	3		0:52:16.30	+0:02:50.97
4	1119	LUCCHINI Francesca		0:15:51.73	4	0:05:45.38	4	0:11:15.37	4	0:08:20.93	4	0:23:21.64	4		1:04:35.05	+0:15:09.72
EWS100 WOMEN Under 21																
1	1121	ELLECOSTA Nadine	 ITA.1999.25437	<u>0:12:20.90</u>	<u>1</u>	<u>0:04:14.88</u>	<u>1</u>	<u>0:10:00.57</u>	<u>1</u>	<u>0:06:37.29</u>	<u>1</u>	<u>0:17:20.65</u>	<u>1</u>		0:50:34.29	

EWS 100 OVERALL RESULTS

Penalties details

#	Plate	Name	Penalty	Description	Location
1	1033	Kevin COOK	00:05:00	<u>Late arrival</u>	Canazei
2	1045	Lino CORREIA	00:05:00	<u>Late arrival</u>	Canazei
3	1046	Joao VIEIRA	00:05:00	<u>Late arrival</u>	Canazei
4	1081	Nick JONES	00:05:00	<u>Late arrival</u>	Canazei
5	1108	Roberto CIAMBRONE	00:05:00	<u>Late arrival</u>	Canazei

Statistics

Entries / Nations	Finished	DNF	DSQ	DNS	Weather	Temperature	Distance	Elevation
116 / 21	112	2	0	2	Sunny	31°C	41 km	+43 m / -2,677 m

DNF: did not finish · DNS: did not start · DSQ: disqualified