
























## RESULTS OVERALL

Pos	Plate	Name Team	Nat EWS number	Stage 1	Pos	Stage 2	Pos	Stage 3	Pos	Stage 4	Pos	Stage 5Q	Pos	Penalties	Time	Gap
<b>MEN</b>																
1	7	<b>RUDE Richie</b> Yeti / Fox Shox Factory Team	USA.1995.21739	0:09:06.38	1	0:03:09.70	1	0:05:38.51	3	0:04:48.15	1	0:12:45.61	1		<b>0:35:28.35</b>	
2	1	<b>HILL Sam</b> Chain Reaction Cycles Mavic	AUS.1985.21775	0:09:13.22	2	0:03:17.40	8	0:05:34.63	1	0:04:53.30	3	0:12:48.76	2		<b>0:35:47.31</b>	+0:00:18.96
3	3	<b>NICOLAI Florian</b> Canyon Factory Racing	FRA.1993.21749	0:09:16.50	4	0:03:10.52	2	0:05:41.30	5	0:04:50.37	2	0:12:55.30	3		<b>0:35:53.99</b>	+0:00:25.64
4	15	<b>MASTERS Edward</b> Pivot Factory Racing	NZL.1989.22590	0:09:13.91	3	0:03:21.60	21	0:05:37.20	2	0:04:57.80	9	0:12:57.38	5		<b>0:36:07.89</b>	+0:00:39.54
5	5	<b>TORDO Dimitri</b> Canyon Factory Racing	FRA.1993.21764	0:09:27.50	11	0:03:17.15	7	0:05:46.84	8	0:04:58.58	10	0:12:59.08	6		<b>0:36:29.15</b>	+0:01:00.80
6	25	<b>DAILLY Adrien</b> Team Lapierre	FRA.1996.21677	0:09:45.08	49	0:03:22.00	24	0:05:38.65	4	0:04:54.60	4	0:12:56.62	4		<b>0:36:36.95</b>	+0:01:08.60
7	34	<b>WALKER Matthew</b> Pivot Factory Racing	NZL.1990.21846	0:09:26.79	8	0:03:18.78	12	0:05:48.95	10	0:04:57.44	7	0:13:05.57	9		<b>0:36:37.53</b>	+0:01:09.18
8	13	<b>WALLNER Robin</b> Ibis Cycles Enduro Race Team	SWE.1988.21594	0:09:27.07	10	0:03:16.61	6	0:05:50.35	13	0:05:03.17	23	0:13:00.81	8		<b>0:36:38.01</b>	+0:01:09.66
9	21	<b>MIQUEL Kevin</b>	FRA.1991.21704	0:09:34.43	19	0:03:14.95	3	0:05:45.55	6	0:04:57.47	8	0:13:10.48	13		<b>0:36:42.88</b>	+0:01:14.53
10	31	<b>WILDHABER Gustav</b> Cube Action Team	SUI.1988.21848	0:09:31.08	15	0:03:15.70	5	0:05:52.10	18	0:04:57.43	6	0:13:07.10	10		<b>0:36:43.41</b>	+0:01:15.06
11	29	<b>JOHNSON Leigh</b> Pole Enduro Race Team	GBR.1996.22603	0:09:26.52	7	0:03:20.13	14	0:05:48.27	9	0:05:01.80	15	0:13:26.70	38		<b>0:37:03.42</b>	+0:01:35.07













## RESULTS OVERALL

Pos	Plate	Name Team	Nat EWS number	Stage 1	Pos	Stage 2	Pos	Stage 3	Pos	Stage 4	Pos	Stage 5Q	Pos	Penalties	Time	Gap
<b>MEN</b>																
12	27	<b>CHAPUIS Maxime</b> Specialized Racing Team	 SUI.1994.22784	0:09:26.85	9	0:03:21.40	20	0:05:50.88	15	0:05:08.15	42	0:13:19.75	22		<b>0:37:07.03</b>	+0:01:38.68
13	80	<b>JEANDEL Louis</b>	 FRA.1998.22140	0:09:38.11	28	0:03:17.70	9	0:05:54.67	23	0:05:02.40	18	0:13:15.68	17		<b>0:37:08.56</b>	+0:01:40.21
14	101	<b>RUDEAU Alex</b>	 FRA.1996.25071	0:09:43.83	45	0:03:15.65	4	0:05:46.82	7	0:05:02.68	20	0:13:21.20	23		<b>0:37:10.18</b>	+0:01:41.83
15	22	<b>WRIGHT Keegan</b> Unior Devinci Factory Racing	 NZL.1996.21734	0:09:32.08	16	0:03:22.54	28	0:05:56.97	30	0:05:01.87	16	0:13:18.03	20		<b>0:37:11.49</b>	+0:01:43.14
16	52	<b>TRABAC Elliot</b>	 FRA.1996.21710	0:09:36.42	24	0:03:20.27	15	0:05:56.30	27	0:05:02.08	17	0:13:16.58	18		<b>0:37:11.65</b>	+0:01:43.30
17	24	<b>MASTERS Wyn</b> GT Factory Racing	 NZL.1987.21663	0:09:36.23	23	0:03:23.99	35	0:05:49.98	12	0:05:04.43	26	0:13:17.65	19		<b>0:37:12.28</b>	+0:01:43.93
18	33	<b>NEER Shawn</b> Yeti / Fox Shox Factory Team	 USA.1991.21712	0:09:37.88	27	0:03:25.18	42	0:06:01.57	46	0:04:56.28	5	0:13:12.05	16		<b>0:37:12.96</b>	+0:01:44.61
19	50	<b>PIGEON Hugo</b>	 FRA.1996.23507	0:09:29.22	12	0:03:21.25	19	0:06:00.40	41	0:05:00.08	13	0:13:22.49	27		<b>0:37:13.44</b>	+0:01:45.09
20	17	<b>LAPEYRIE Thomas</b> Orbea Enduro Team	 FRA.1990.21601	0:09:38.63	29	0:03:20.00	13	0:05:53.20	20	0:04:59.82	12	0:13:22.19	26		<b>0:37:13.84</b>	+0:01:45.49
21	14	<b>JOHANSEN Zakarias</b> Cube Action Team	 SWE.1992.21863	0:09:32.24	17	0:03:21.88	23	0:05:53.23	21	0:05:04.80	28	0:13:22.72	28		<b>0:37:14.87</b>	+0:01:46.52
22	12	<b>GAUVIN Remi</b> Rocky Mountain/Race Face Enduro Team	 CAN.1992.21624	0:09:35.81	22	0:03:22.30	26	0:06:05.92	59	0:05:02.73	21	0:13:08.38	11		<b>0:37:15.14</b>	+0:01:46.79













## RESULTS OVERALL

Pos	Plate	Name Team	Nat EWS number	Stage 1	Pos Stage 2	Pos Stage 3	Pos Stage 4	Pos Stage 5Q	Pos	Penalties	Time	Gap			
<b>MEN</b>															
23	98	<b>CHARLES Clement</b>	 FRA.1994.22206	0:09:35.29	20	0:03:25.50	45	0:05:59.57	39	0:05:03.90	24	0:13:11.48	14	<b>0:37:15.74</b>	+0:01:47.39
24	44	<b>PERSAK Vid</b> Orbea Enduro Team	 SLO.1996.22810	0:09:40.02	33	0:03:23.10	30	0:05:51.02	16	0:05:04.67	27	0:13:23.13	30	<b>0:37:21.94</b>	+0:01:53.59
25	43	<b>BAILLY MAITRE Francois</b>	 FRA.1985.22735	0:09:41.53	40	0:03:24.85	41	0:05:56.17	26	0:05:08.98	46	0:13:12.01	15	<b>0:37:23.54</b>	+0:01:55.19
26	40	<b>VERNER Rhys</b> Kona Factory Team	 CAN.1997.22407	0:09:30.63	13	0:03:24.45	38	0:06:01.52	45	0:05:04.00	25	0:13:23.30	31	<b>0:37:23.90</b>	+0:01:55.55
27	41	<b>GALY Theo</b>	 FRA.1990.21691	0:09:37.65	26	0:03:20.62	17	0:05:58.42	34	0:05:07.57	39	0:13:21.32	24	<b>0:37:25.58</b>	+0:01:57.23
28	32	<b>CARLSON Joshua</b> Giant Factory Off-Road Team	 AUS.1986.21659	0:09:30.90	14	0:03:21.60	21	0:05:55.40	24	0:05:08.72	44	0:13:29.05	41	<b>0:37:25.67</b>	+0:01:57.32
29	30	<b>STUTTARD Mathew</b>	 GBR.1993.21661	0:09:45.85	51	0:03:33.65	91	0:06:04.41	55	0:05:01.63	14	0:13:00.17	7	<b>0:37:25.71</b>	+0:01:57.36
30	35	<b>OSBORNE Marco</b>	 USA.1992.21762	0:09:39.50	30	0:03:25.88	46	0:05:52.47	19	0:05:05.10	29	0:13:23.05	29	<b>0:37:26.00</b>	+0:01:57.65
31	39	<b>TEXTOR Christian</b>	 GER.1990.22845	0:09:36.44	25	0:03:24.17	36	0:05:58.97	37	0:05:06.75	34	0:13:23.42	32	<b>0:37:29.75</b>	+0:02:01.40
32	89	<b>CONNELL Joseph</b>	 GBR.1994.21745	0:09:35.63	21	0:03:23.47	31	0:05:53.75	22	0:05:08.85	45	0:13:30.41	44	<b>0:37:32.11</b>	+0:02:03.76
33	28	<b>BURNS CONTRERAS Pedro</b> Trek Factory Racing	 CHI.1997.21729	0:09:40.90	37	0:03:29.10	61	0:06:01.22	43	0:05:02.42	19	0:13:21.81	25	<b>0:37:35.45</b>	+0:02:07.10
34	36	<b>HEAP Elliott</b> Chain Reaction Cycles Mavic	 GBR.1998.21783	0:09:42.29	43	0:03:24.60	40	0:05:50.82	14	0:05:08.10	41	0:13:29.84	43	<b>0:37:35.65</b>	+0:02:07.30













## RESULTS OVERALL

Pos	Plate	Name Team	Nat EWS number	Stage 1	Pos	Stage 2	Pos	Stage 3	Pos	Stage 4	Pos	Stage 5Q	Pos	Penalties	Time	Gap
<b>MEN</b>																
35	86	<b>READING Jack</b>	 GBR.1988.22548	0:09:33.25	18	0:03:24.28	37	0:05:56.80	29	0:05:05.65	31	0:13:36.48	51		<b>0:37:36.46</b>	+0:02:08.11
36	6	<b>CALLAGHAN Greg</b> Cube Action Team	 IRL.1991.21827	0:09:41.42	39	0:03:22.10	25	0:06:01.85	48	0:05:05.32	30	0:13:29.41	42		<b>0:37:40.10</b>	+0:02:11.75
37	65	<b>MURRAY Charles</b> BBCL NZ Arapi Enduro Team	 NZL.1996.22752	0:09:44.87	48	0:03:29.68	63	0:06:10.62	75	0:05:06.20	33	0:13:08.81	12		<b>0:37:40.18</b>	+0:02:11.83
38	23	<b>LUCAS Cole</b> BBCL NZ Arapi Enduro Team	 NZL.1998.23013	0:09:47.18	52	0:03:23.63	33	0:05:57.74	32	0:05:02.88	22	0:13:31.61	45		<b>0:37:43.04</b>	+0:02:14.69
39	79	<b>DE VOCHT Bart</b>	 BEL.1992.23075	0:09:52.73	66	0:03:23.05	29	0:06:01.83	47	0:05:07.43	38	0:13:19.58	21		<b>0:37:44.62</b>	+0:02:16.27
40	46	<b>PESENTI Marcello</b>	 ITA.1994.21853	0:09:25.15	5	0:03:18.41	10	0:05:49.97	11	0:04:59.47	11	0:14:12.33	100		<b>0:37:45.33</b>	+0:02:16.98
41	38	<b>GRANT Kelan</b> Chain Reaction Cycles Mavic	 IRL.1993.21773	0:09:42.15	41	0:03:23.54	32	0:06:00.23	40	0:05:06.81	35	0:13:34.88	49		<b>0:37:47.61</b>	+0:02:19.26
42	8	<b>SCOTT Mark</b> Santa Cruz	 GBR.1993.21714	0:09:42.19	42	0:03:25.28	43	0:05:56.71	28	0:05:10.18	49	0:13:36.91	54		<b>0:37:51.27</b>	+0:02:22.92
43	45	<b>LUTHI Patrick</b>	 SUI.1992.22607	0:09:50.20	61	0:03:26.65	49	0:06:03.52	53	0:05:07.40	37	0:13:24.10	33		<b>0:37:51.87</b>	+0:02:23.52
44	94	<b>RIHA Jakub</b>	 CZE.1992.22509	0:09:48.87	56	0:03:28.55	55	0:06:01.35	44	0:05:07.57	39	0:13:28.73	40		<b>0:37:55.07</b>	+0:02:26.72
45	100	<b>HEBERT Ambroise</b>	 FRA.1993.21934	0:09:43.31	44	0:03:24.54	39	0:06:02.87	51	0:05:09.05	47	0:13:36.06	50		<b>0:37:55.83</b>	+0:02:27.48
46	47	<b>CASADEI Nicola</b>	 ITA.1989.21878	0:09:39.62	32	0:03:20.90	18	0:05:57.35	31	0:05:05.70	32	0:13:56.49	83		<b>0:38:00.06</b>	+0:02:31.71












## RESULTS OVERALL

Pos	Plate	Name Team	Nat EWS number	Stage 1	Pos	Stage 2	Pos	Stage 3	Pos	Stage 4	Pos	Stage 5Q	Pos	Penalties	Time	Gap
<b>MEN</b>																
47	26	<b>GARAY TAMAYO</b> Iago Santa Cruz	 ESP.1991.21707	0:09:44.56	47	0:03:25.48	44	0:06:06.65	60	0:05:09.98	48	0:13:34.00	47		<b>0:38:00.67</b>	+0:02:32.32
48	70	<b>MILVINTI</b> Marco	 ITA.1985.25229	0:09:48.16	55	0:03:28.88	60	0:06:11.28	77	0:05:11.32	56	0:13:24.18	34		<b>0:38:03.82</b>	+0:02:35.47
49	78	<b>STONIG</b> Matthias	 AUT.1989.21580	0:09:52.32	65	0:03:26.73	50	0:06:09.97	70	0:05:12.48	61	0:13:26.52	37		<b>0:38:08.02</b>	+0:02:39.67
50	87	<b>BARNES</b> Joe	 GBR.1988.21748	0:09:44.15	46	0:03:18.67	11	0:06:02.75	50	0:05:12.27	60	0:13:50.54	73		<b>0:38:08.38</b>	+0:02:40.03
51	104	<b>FRESQUET</b> Axel	 FRA.1998.23081	0:09:51.27	62	0:03:29.98	68	0:06:01.15	42	0:05:11.20	54	0:13:37.59	58		<b>0:38:11.19</b>	+0:02:42.84
52	60	<b>KANGAS</b> Alexander	 SWE.1990.22409	0:09:39.58	31	0:03:32.09	78	0:06:03.90	54	0:05:11.02	53	0:13:46.25	68		<b>0:38:12.84</b>	+0:02:44.49
53	64	<b>PROCHYRA</b> Jordan	 AUS.1994.21674	0:09:47.77	53	0:03:29.94	67	0:05:58.46	35	0:05:15.39	72	0:13:42.02	62		<b>0:38:13.58</b>	+0:02:45.23
54	71	<b>LUPATO</b> Denny	 ITA.1992.22852	0:09:49.92	60	0:03:22.47	27	0:06:04.55	56	0:05:10.69	52	0:13:46.89	69		<b>0:38:14.52</b>	+0:02:46.17
55	81	<b>ESCRIOU</b> Valentin	 FRA.1996.22677	0:09:58.81	73	0:03:28.62	56	0:05:59.35	38	0:05:12.59	62	0:13:36.78	53		<b>0:38:16.15</b>	+0:02:47.80
56	51	<b>BAUD</b> Eliott	 FRA.1998.22053	0:10:17.23	103	0:03:25.98	47	0:05:55.73	25	0:05:11.54	57	0:13:26.36	35		<b>0:38:16.84</b>	+0:02:48.49
57	57	<b>CALLAGHAN</b> Killian Specialized Racing Team	 IRL.1997.21769	0:09:45.35	50	0:03:23.70	34	0:06:27.93	112	0:05:12.98	63	0:13:31.95	46		<b>0:38:21.91</b>	+0:02:53.56
58	72	<b>LUPATO</b> Alex	 ITA.1989.22851	0:09:59.48	75	0:03:32.28	81	0:06:13.29	81	0:05:14.22	70	0:13:27.21	39		<b>0:38:26.48</b>	+0:02:58.13












## RESULTS OVERALL

Pos	Plate	Name Team	Nat EWS number	Stage 1	Pos Stage 2	Pos Stage 3	Pos Stage 4	Pos Stage 5Q	Pos Penalties	Time	Gap				
<b>MEN</b>															
59	84	<b>SOUSSIGNE Julien</b>	 BEL.1992.22812	0:10:04.75	84	0:03:29.70	64	0:06:06.72	61	0:05:08.44	43	0:13:37.08	56	<b>0:38:26.69</b>	+0:02:58.34
60	63	<b>FREW Jackson</b>	 AUS.1998.27222	0:09:58.40	72	0:03:32.36	82	0:06:03.45	52	0:05:10.30	50	0:13:43.08	64	<b>0:38:27.59</b>	+0:02:59.24
61	93	<b>MYSIK Milan</b>	 CZE.1993.22051	0:09:53.35	67	0:03:27.78	53	0:06:11.50	78	0:05:19.05	81	0:13:37.23	57	<b>0:38:28.91</b>	+0:03:00.56
62	76	<b>TEJCHMAN Premek</b>	 CZE.1988.22389	0:09:49.83	59	0:03:32.71	85	0:06:10.20	72	0:05:13.10	64	0:13:43.82	65	<b>0:38:29.66</b>	+0:03:01.31
63	49	<b>SELF Daniel</b>	 NZL.1998.21834	0:09:49.20	58	0:03:29.65	62	0:06:15.10	85	0:05:13.69	66	0:13:42.41	63	<b>0:38:30.05</b>	+0:03:01.70
64	67	<b>VENDEMMIA Mirco</b>	 ITA.1998.21871	0:09:54.53	69	0:03:30.90	71	0:06:06.85	62	0:05:24.70	98	0:13:34.81	48	<b>0:38:31.79</b>	+0:03:03.44
65	66	<b>RONZON Erwin</b>	 ITA.1997.21868	0:09:49.13	57	0:03:27.52	52	0:06:05.73	58	0:05:12.00	59	0:13:58.05	86	<b>0:38:32.43</b>	+0:03:04.08
66	99	<b>LEBERT Alexis</b>	 FRA.1993.22060	0:09:52.08	64	0:03:30.22	69	0:06:10.27	73	0:05:13.53	65	0:13:50.66	74	<b>0:38:36.76</b>	+0:03:08.41
67	68	<b>FRANCARDO Tommaso</b>	 ITA.1997.22813	0:09:51.49	63	0:03:31.36	73	0:06:07.05	63	0:05:16.90	75	0:13:50.12	72	<b>0:38:36.92</b>	+0:03:08.57
68	37	<b>KELLEY Cody</b>	 USA.1994.21757	0:09:40.58	35	0:03:33.93	93	0:05:58.65	36	0:05:10.64	51	0:14:13.50	103	<b>0:38:37.30</b>	+0:03:08.95
69	55	<b>SHAW Samuel</b> BBCL NZ Arapi Enduro Team	 NZL.1992.22931	0:09:57.52	70	0:03:31.05	72	0:06:07.07	64	0:05:17.97	77	0:13:44.04	66	<b>0:38:37.65</b>	+0:03:09.30
70	56	<b>LEYEN Max</b>	 CAN.1997.22927	0:09:47.96	54	0:03:36.00	100	0:06:10.77	76	0:05:11.83	58	0:13:52.97	79	<b>0:38:39.53</b>	+0:03:11.18

## RESULTS OVERALL












Pos	Plate	Name Team	Nat EWS number	Stage 1	Pos	Stage 2	Pos	Stage 3	Pos	Stage 4	Pos	Stage 5Q	Pos	Penalties	Time	Gap
<b>MEN</b>																
71	62	<b>OSTROSKI Peter</b> Rocky Mountain/Race Face Enduro Team	 USA.1989.21717	0:09:40.85	36	0:03:28.80	58	0:06:23.54	106	0:05:11.22	55	0:14:04.98	94		<b>0:38:49.39</b>	+0:03:21.04
72	90	<b>MOYNIHAN Liam</b>	 GBR.1991.21835	0:09:59.47	74	0:03:32.10	79	0:06:13.98	82	0:05:23.89	95	0:13:40.40	61		<b>0:38:49.84</b>	+0:03:21.49
73	102	<b>DAUMAS Theo</b> E*13 URGE bp Enduro Team	 FRA.1996.21873	0:10:20.18	109	0:03:29.82	66	0:06:10.60	74	0:05:13.73	67	0:13:36.61	52		<b>0:38:50.94</b>	+0:03:22.59
74	113	<b>KNAPEC Martin</b>	 SVK.1994.26017	0:10:08.00	89	0:03:32.20	80	0:06:08.72	67	0:05:24.15	96	0:13:39.87	60		<b>0:38:52.94</b>	+0:03:24.59
75	69	<b>POLONI Tobia</b>	 ITA.1991.21797	0:09:54.21	68	0:03:28.72	57	0:06:26.10	110	0:05:19.52	82	0:13:44.92	67		<b>0:38:53.47</b>	+0:03:25.12
76	82	<b>ESCUDIER Thomas</b>	 FRA.1991.21945	0:10:17.62	104	0:03:29.73	65	0:06:08.85	68	0:05:14.26	71	0:13:49.16	71		<b>0:38:59.62</b>	+0:03:31.27
77	88	<b>BLAIR Lachlan</b>	 GBR.1995.21426	0:10:01.79	77	0:03:30.67	70	0:06:08.25	65	0:05:22.00	89	0:13:57.45	85		<b>0:39:00.16</b>	+0:03:31.81
78	53	<b>TORRALBA GARASA Gabriel</b> Orbea Enduro Team	 ESP.1997.21633	0:10:03.72	80	0:03:35.50	99	0:06:13.15	79	0:05:16.87	74	0:13:51.66	78		<b>0:39:00.90</b>	+0:03:32.55
79	95	<b>RAMOS BRETAS Andre Luiz</b>	 BRA.1987.21622	0:10:03.73	81	0:03:26.46	48	0:06:23.48	105	0:05:16.50	73	0:13:51.27	76		<b>0:39:01.44</b>	+0:03:33.09
80	54	<b>MCMILLAN David</b>	 AUS.1994.24437	0:10:13.14	97	0:03:33.85	92	0:06:02.03	49	0:05:22.05	90	0:13:51.10	75		<b>0:39:02.17</b>	+0:03:33.82
81	77	<b>PIEKARA Robert</b>	 POL.1989.22383	0:09:57.88	71	0:03:28.82	59	0:06:18.12	93	0:05:18.19	78	0:14:04.16	91		<b>0:39:07.17</b>	+0:03:38.82

## RESULTS OVERALL













Pos	Plate	Name Team	Nat EWS number	Stage 1	Pos	Stage 2	Pos	Stage 3	Pos	Stage 4	Pos	Stage 5Q	Pos	Penalties	Time	Gap
<b>MEN</b>																
82	96	<b>MAIO Jeremias</b>	 ARG.1989.22563	0:10:10.83	94	0:03:34.17	95	0:06:08.27	66	0:05:20.52	85	0:13:57.06	84		<b>0:39:10.85</b>	+0:03:42.50
83	42	<b>TRABAC Theotim</b> Commencal Vallnord Enduro Racing Team	 FRA.1998.21829	0:09:41.17	38	0:03:27.82	54	0:06:04.65	57	0:06:10.95	137	0:13:47.25	70		<b>0:39:11.84</b>	+0:03:43.49
84	105	<b>BAHLER Jonas</b>	 SUI.1987.21706	0:10:19.55	107	0:03:34.72	97	0:06:10.03	71	0:05:20.03	83	0:13:51.53	77		<b>0:39:15.86</b>	+0:03:47.51
85	91	<b>SHIRLEY James</b>	 GBR.1989.22351	0:10:05.35	87	0:03:33.00	86	0:06:15.31	86	0:05:23.08	91	0:13:59.26	87		<b>0:39:16.00</b>	+0:03:47.65
86	117	<b>GIBBS Guy</b>	 GBR.1990.25396	0:10:04.08	82	0:03:38.25	108	0:06:16.33	89	0:05:23.72	93	0:13:53.73	80		<b>0:39:16.11</b>	+0:03:47.76
87	58	<b>WOLFE Daniel</b>	 IRL.1988.22250	0:10:08.55	91	0:03:31.37	74	0:06:18.40	94	0:05:14.08	69	0:14:10.05	99		<b>0:39:22.45</b>	+0:03:54.10
88	134	<b>HEIM Fabian</b>	 GER.1992.25166	0:10:10.82	92	0:03:33.53	88	0:06:08.92	69	0:05:13.93	68	0:14:15.42	104		<b>0:39:22.62</b>	+0:03:54.27
89	73	<b>GAMBIRASIO Vittorio</b>	 ITA.1990.22647	0:10:18.22	106	0:03:31.84	77	0:06:18.08	92	0:05:20.57	86	0:13:54.28	81		<b>0:39:22.99</b>	+0:03:54.64
90	110	<b>DERKUM Christian</b>	 GER.1991.23043	0:10:05.14	86	0:03:34.22	96	0:06:20.95	98	0:05:26.62	102	0:13:59.97	88		<b>0:39:26.90</b>	+0:03:58.55
91	119	<b>HOLOWKO Alex</b>	 GBR.1990.21357	0:10:04.08	82	0:03:31.75	75	0:06:15.92	88	0:05:18.85	80	0:14:20.48	107		<b>0:39:31.08</b>	+0:04:02.73
92	118	<b>CAVAYE Andrew</b>	 AUS.1996.24678	0:10:12.65	95	0:03:32.48	83	0:06:21.05	99	0:05:21.75	88	0:14:04.89	93		<b>0:39:32.82</b>	+0:04:04.47




## RESULTS OVERALL

Pos	Plate	Name Team	Nat EWS number	Stage 1	Pos	Stage 2	Pos	Stage 3	Pos	Stage 4	Pos	Stage 5Q	Pos	Penalties	Time	Gap
<b>MEN</b>																
93	61	<b>LEHIKOINEN Matti</b>	 FIN.1984.27170	0:10:04.81	85	0:03:33.58	90	0:06:21.91	101	0:05:20.12	84	0:14:12.80	102		<b>0:39:33.22</b>	+0:04:04.87
94	138	<b>MUELLER Igor</b>	 SUI.1996.22665	0:10:05.53	88	0:03:36.40	101	0:06:21.17	100	0:05:27.59	107	0:14:02.61	89		<b>0:39:33.30</b>	+0:04:04.95
95	85	<b>DANIELS Nicolas</b>	 BEL.1994.22811	0:10:16.90	102	0:03:36.63	102	0:06:17.48	90	0:05:46.25	129	0:13:38.21	59		<b>0:39:35.47</b>	+0:04:07.12
96	109	<b>PUTZENLECHNER Leonhard</b>	 GER.1993.22199	0:10:12.65	95	0:03:34.05	94	0:06:17.67	91	0:05:27.30	104	0:14:04.15	90		<b>0:39:35.82</b>	+0:04:07.47
97	75	<b>DALPIAN Davide</b>	 ITA.1997.21865	0:10:13.37	98	0:03:38.55	109	0:06:23.88	107	0:05:29.18	110	0:13:54.40	82		<b>0:39:39.38</b>	+0:04:11.03
98	120	<b>KOEN Matthew</b>	 USA.1998.22470	0:10:03.45	78	0:03:33.05	87	0:06:15.85	87	0:05:18.38	79	0:14:40.25	115		<b>0:39:50.98</b>	+0:04:22.63
99	131	<b>STEPHENS Murray</b>	 AUS.1990.21379	0:10:16.75	101	0:03:37.50	105	0:06:20.65	97	0:05:27.07	103	0:14:09.60	97		<b>0:39:51.57</b>	+0:04:23.22
100	112	<b>MIHALKOVITS Peter</b>	 AUT.1993.23608	0:10:10.82	92	0:03:46.60	123	0:06:13.98	82	0:05:30.63	113	0:14:09.79	98		<b>0:39:51.82</b>	+0:04:23.47
101	184	<b>TRAFELLA Maximilian</b>	 AUT.1997.22186	0:10:03.62	79	0:03:33.55	89	0:06:31.40	119	0:05:32.84	116	0:14:19.13	106		<b>0:40:00.54</b>	+0:04:32.19
102	124	<b>BOX Archie Samuel</b>	 GBR.1998.23201	0:10:08.53	90	0:03:55.85	135	0:06:20.08	95	0:05:26.00	99	0:14:12.75	101		<b>0:40:03.21</b>	+0:04:34.86
103	122	<b>HANCOCK Ross Howard</b>	 GBR.1990.22136	0:10:38.55	122	0:03:37.90	107	0:06:13.17	80	0:05:17.87	76	0:14:15.94	105		<b>0:40:03.43</b>	+0:04:35.08

## RESULTS OVERALL












Pos	Plate	Name Team	Nat EWS number	Stage 1	Pos Stage 2	Pos Stage 3	Pos Stage 4	Pos Stage 5Q	Pos Penalties	Time	Gap				
<b>MEN</b>															
104	116	<b>KIRSCHER Franck</b>	 CAN.1984.22930	0:10:25.35	113	0:03:47.60	125	0:06:22.75	103	0:05:21.70	87	0:14:07.55	95	<b>0:40:04.95</b>	+0:04:36.60
105	106	<b>MARFURT Silvan</b>	 SUI.1988.22319	0:10:24.75	112	0:03:41.33	115	0:06:25.66	109	0:05:29.33	111	0:14:04.78	92	<b>0:40:05.85</b>	+0:04:37.50
106	127	<b>LEUTTON Ryan</b>	 AUS.1981.24681	0:10:20.02	108	0:03:40.70	114	0:06:25.03	108	0:05:29.70	112	0:14:23.68	109	<b>0:40:19.13</b>	+0:04:50.78
107	128	<b>MOIR Bruce</b>	 AUS.1991.24395	0:10:14.82	100	0:03:31.79	76	0:06:14.46	84	0:05:23.80	94	0:15:01.54	125	<b>0:40:26.41</b>	+0:04:58.06
108	97	<b>DODINO Giacomo</b>	 ITA.1994.22466	0:10:29.25	116	0:03:45.10	119	0:06:41.14	129	0:05:33.30	117	0:14:08.29	96	<b>0:40:37.08</b>	+0:05:08.73
109	121	<b>THEW Trevor</b>	 CAN.1993.22191	0:10:39.82	123	0:03:46.77	124	0:06:20.23	96	0:05:27.50	106	0:14:23.06	108	<b>0:40:37.38</b>	+0:05:09.03
110	59	<b>WILLIAMS Robert</b>	 GBR.1990.22515	0:10:22.92	110	0:03:37.85	106	0:06:30.30	117	0:05:24.65	97	0:14:52.16	122	<b>0:40:47.88</b>	+0:05:19.53
111	143	<b>BARICH Leopold</b>	 GER.1998.22342	0:10:32.50	117	0:03:40.18	112	0:06:29.17	116	0:05:27.32	105	0:14:39.69	114	<b>0:40:48.86</b>	+0:05:20.51
112	103	<b>FRANCOGLIO Ulysse</b> E*13 URGE bp Enduro Team	 FRA.1990.21874	0:10:55.50	131	0:03:36.70	103	0:06:28.95	114	0:05:23.39	92	0:14:26.25	110	<b>0:40:50.79</b>	+0:05:22.44
113	151	<b>ROBERTS Philip</b>	 GBR.1987.23433	0:10:29.06	115	0:03:45.70	121	0:06:29.12	115	0:05:28.92	109	0:14:39.01	113	<b>0:40:51.81</b>	+0:05:23.46
114	148	<b>HUIKURI Ville</b>	 FIN.1995.22893	0:10:35.31	120	0:03:41.98	117	0:06:30.63	118	0:05:30.79	114	0:14:44.69	116	<b>0:41:03.40</b>	+0:05:35.05
115	10	<b>DENIAUD Youn</b> Giant Factory Off-Road Team	 FRA.1996.22994	0:09:26.10	6	0:03:20.33	16	0:05:51.52	17	0:09:07.50	141	0:13:26.40	36	<b>0:41:11.85</b>	+0:05:43.50

Timing and results by  SPORTident












created on 07.07.2019 00:33:36

10/25











## RESULTS OVERALL

Pos	Plate	Name Team	Nat EWS number	Stage 1	Pos	Stage 2	Pos	Stage 3	Pos	Stage 4	Pos	Stage 5Q	Pos	Penalties	Time	Gap
<b>MEN</b>																
116	114	<b>LETAK Petr</b>	 CZE.1993.23009	0:10:37.23	121	0:03:35.22	98	0:06:34.48	124	0:05:36.72	122	0:14:48.34	118		<b>0:41:11.99</b>	+0:05:43.64
117	153	<b>NAGATA Junya</b>	 JPN.1988.26455	0:10:33.56	119	0:03:45.20	120	0:06:34.44	123	0:05:43.54	128	0:14:47.29	117		<b>0:41:24.03</b>	+0:05:55.68
118	115	<b>KOLEV Ivan</b>	 BUL.1981.22786	0:10:40.03	124	0:03:40.00	110	0:06:33.67	122	0:05:26.35	101	0:15:04.40	128		<b>0:41:24.45</b>	+0:05:56.10
119	140	<b>ZENONE Luca</b>	 SUI.1987.22664	0:10:52.70	128	0:03:44.70	118	0:06:40.36	128	0:05:34.10	118	0:14:35.77	112		<b>0:41:27.63</b>	+0:05:59.28
120	152	<b>HALLAM Daniel</b>	 AUS.1989.24684	0:10:26.07	114	0:03:55.10	134	0:06:32.00	120	0:05:37.30	123	0:15:01.70	126		<b>0:41:32.17</b>	+0:06:03.82
121	125	<b>WOOLLEY Scott Martin</b>	 GBR.1997.23490	0:10:33.13	118	0:03:40.58	113	0:06:33.25	121	0:05:36.25	121	0:15:14.05	130		<b>0:41:37.26</b>	+0:06:08.91
122	146	<b>KARLSSON Anton</b>	 SWE.1996.24537	0:10:43.97	126	0:03:40.02	111	0:06:48.37	130	0:05:40.71	125	0:14:49.79	121		<b>0:41:42.86</b>	+0:06:14.51
123	156	<b>BOULLE Jason</b>	 RSA.1998.26077	0:11:13.38	137	0:03:46.11	122	0:06:37.62	126	0:05:41.20	126	0:14:33.92	111		<b>0:41:52.23</b>	+0:06:23.88
124	136	<b>ALLEMANN Remy</b> Team Dorrong Enduro	 SUI.1990.21671	0:10:46.80	127	0:03:54.10	131	0:06:38.12	127	0:05:46.85	130	0:14:58.77	123		<b>0:42:04.64</b>	+0:06:36.29
125	141	<b>MOESLE Niklaus</b>	 SUI.1985.22800	0:10:54.43	129	0:03:47.85	126	0:06:36.70	125	0:05:40.20	124	0:15:06.12	129		<b>0:42:05.30</b>	+0:06:36.95
126	135	<b>KOESTLER Andreas</b>	 GER.1993.22859	0:11:10.28	135	0:03:41.96	116	0:06:28.15	113	0:05:35.25	119	0:15:21.36	131		<b>0:42:17.00</b>	+0:06:48.65












## RESULTS OVERALL

Pos	Plate	Name Team	Nat EWS number	Stage 1	Pos	Stage 2	Pos	Stage 3	Pos	Stage 4	Pos	Stage 5Q	Pos	Penalties	Time	Gap
<b>MEN</b>																
127	107	VON WURSTENBERGER Alois	 SUI.1987.21694	0:10:43.85	125	0:03:54.17	132	0:07:04.60	138	0:05:48.72	131	0:14:49.16	120		<b>0:42:20.50</b>	+0:06:52.15
128	147	BOKRANTZ Jon	 SWE.1988.22785	0:11:04.44	133	0:03:58.34	136	0:06:54.32	134	0:05:51.97	134	0:15:01.10	124		<b>0:42:50.17</b>	+0:07:21.82
129	150	ZIETSMAN Martin	 RSA.1984.22399	0:11:29.48	140	0:03:50.87	128	0:06:49.82	133	0:05:42.42	127	0:15:03.39	127		<b>0:42:55.98</b>	+0:07:27.63
130	149	CARCHRIE Douglas	 GBR.1998.22436	0:11:00.63	132	0:03:54.54	133	0:06:48.99	132	0:05:51.23	133	0:15:35.16	134		<b>0:43:10.55</b>	+0:07:42.20
131	157	HANSON David	 AUS.1984.24688	0:11:51.94	142	0:03:52.24	129	0:06:55.43	135	0:05:53.33	135	0:15:25.12	132		<b>0:43:58.06</b>	+0:08:29.71
132	92	HUTCHENS Chris	 GBR.1989.22999	0:10:14.13	99	0:03:37.09	104	0:06:22.12	102	0:05:26.08	100	0:18:31.34	140		<b>0:44:10.76</b>	+0:08:42.41
133	154	MUNTEANU Ion	 ROU.1998.25105	0:11:39.95	141	0:04:02.18	137	0:06:56.27	136	0:05:57.13	136	0:15:37.48	135		<b>0:44:13.01</b>	+0:08:44.66
134	48	SERVANT Camille	 FRA.1994.22691	0:16:23.30	145	0:03:27.27	51	0:05:58.10	33	0:05:07.21	36	0:13:37.06	55		<b>0:44:32.94</b>	+0:09:04.59
135	108	ANGIOLINI Sebastien	 SUI.1993.21614	0:10:55.05	130	0:03:49.03	127	0:07:30.70	141	0:08:15.70	140	0:15:27.74	133		<b>0:45:58.22</b>	+0:10:29.87
136	158	BROMANN Ben	 USA.1993.24485	0:12:09.53	143	0:04:10.18	140	0:07:11.93	139	0:06:18.22	138	0:16:35.45	137		<b>0:46:25.31</b>	+0:10:56.96
137	129	DINAPOLI Nick	 USA.1994.22782	0:11:13.48	138	0:04:05.60	139	0:06:48.70	131	0:05:35.68	120	0:14:49.08	119	0:05:00.00	<b>0:47:32.54</b>	+0:12:04.19













## RESULTS OVERALL

Pos	Plate	Name Team	Nat EWS number	Stage 1	Pos	Stage 2	Pos	Stage 3	Pos	Stage 4	Pos	Stage 5Q	Pos	Penalties	Time	Gap
<b>MEN</b>																
138	159	<b>CLARK William Henry</b>	 GBR.1982.23168	0:12:15.63	144	0:04:42.74	142	0:07:44.17	142	0:06:29.33	139	0:17:35.46	138		<b>0:48:47.33</b>	+0:13:18.98
139	132	<b>SZYMCZUK Lukasz</b>	 POL.1995.23313	0:10:23.35	111	0:03:52.43	130	0:06:27.73	111	0:05:28.43	108	0:18:29.08	139	0:05:00.00	<b>0:49:41.02</b>	+0:14:12.67
140	155	<b>HINDS Christopher</b>	 AUS.1998.25264	0:11:29.12	139	0:04:04.35	138	0:07:04.25	137	0:05:49.33	132	0:16:19.55	136	0:05:00.00	<b>0:49:46.60</b>	+0:14:18.25
141	123	<b>WILLIAMS Luke</b>	 GBR.1997.25234	0:11:11.50	136	0:04:35.77	141	0:07:14.47	140	0:05:31.94	115	0:22:01.30	141		<b>0:50:34.98</b>	+0:15:06.63
DNF	133	<b>MALY Petr</b>	 CZE.1995.22464	0:09:59.88	76	0:03:32.67	84	0:06:22.90	104							
DNF	9	<b>MELAMED Jesse</b> Rocky Mountain/Race Face Enduro Team	 CAN.1992.21596	0:09:40.07	34											
DNF	142	<b>DORN Oliver</b>	 GER.1988.22093	0:10:17.93	105											
DNF	11	<b>BORGES Jose</b> Miranda Racing Team	 POR.1990.21669	0:11:07.40	134											
DNS	144	<b>PLAKU Mirjan</b>	 SUI.1996.23468													
<b>MEN   Master 40+</b>																
1	705	<b>FRUET Martino</b>	 ITA.1977.22431	<u>0:09:49.27</u>	<u>1</u>	<u>0:03:22.24</u>	<u>1</u>	<u>0:06:05.02</u>	<u>1</u>	<u>0:05:11.72</u>	<u>1</u>	<u>0:13:28.68</u>	<u>1</u>		<b>0:37:56.93</b>	

## RESULTS OVERALL

Pos	Plate	Name Team	Nat EWS number	Stage 1	Pos	Stage 2	Pos	Stage 3	Pos	Stage 4	Pos	Stage 5Q	Pos	Penalties	Time	Gap
<b>MEN   Master 40+</b>																
2	702	<b>RAVANEL Cedric</b> Commencal Vallnord Enduro Racing Team	 FRA.1978.21894	0:10:00.55	2	0:03:25.93	2	0:06:16.03	3	0:05:14.20	2	0:13:41.81	2		<b>0:38:38.52</b>	+0:00:41.59
3	701	<b>AMOUR Karim</b> Miranda Racing Team	 FRA.1975.21696	0:10:02.35	3	0:03:33.04	3	0:06:09.35	2	0:05:17.73	3	0:14:00.59	3		<b>0:39:03.06</b>	+0:01:06.13
4	704	<b>ZANCHI Bruno</b> ITA.1973.21847	 ITA.1973.21847	0:10:13.37	4	0:03:35.65	4	0:06:19.70	4	0:05:20.67	4	0:14:05.51	4		<b>0:39:34.90</b>	+0:01:37.97
5	703	<b>SANTIAGO Javier</b> ARG.1979.22583	 ARG.1979.22583	0:10:30.68	6	0:03:36.25	5	0:06:26.21	6	0:05:35.35	8	0:14:38.41	7		<b>0:40:46.90</b>	+0:02:49.97
6	714	<b>VAN DE HATERD Wilfred</b> NED.1972.22311	 NED.1972.22311	0:10:43.82	9	0:03:36.55	6	0:06:32.60	7	0:05:24.82	5	0:14:40.42	8		<b>0:40:58.21</b>	+0:03:01.28
7	715	<b>ANTIC Nino</b> GER.1975.22312	 GER.1975.22312	0:10:24.85	5	0:03:54.82	18	0:06:33.99	8	0:05:31.48	7	0:14:33.57	6		<b>0:40:58.71</b>	+0:03:01.78
8	706	<b>BRODERICK Michael</b> USA.1973.22376	 USA.1973.22376	0:10:46.73	10	0:03:39.08	8	0:06:37.82	10	0:05:28.68	6	0:14:29.45	5		<b>0:41:01.76</b>	+0:03:04.83
9	713	<b>ROTA Stefano</b> Team Fulgur Bike & Co ASD ITA.1970.21998	 ITA.1970.21998	0:10:42.89	8	0:03:47.63	12	0:06:42.07	14	0:05:39.25	11	0:14:46.05	9		<b>0:41:37.89</b>	+0:03:40.96
10	712	<b>G.T. CLYNE Michael</b> GBR.1978.25027	 GBR.1978.25027	0:10:57.02	12	0:03:50.69	13	0:06:42.51	15	0:05:43.07	14	0:14:47.93	10		<b>0:42:01.22</b>	+0:04:04.29
11	707	<b>PAGE Nigel</b> Chain Reaction Cycles Mavic GBR.1972.23282	 GBR.1972.23282	0:11:02.28	14	0:03:47.50	11	0:06:37.85	11	0:05:40.25	13	0:15:03.35	11		<b>0:42:11.23</b>	+0:04:14.30
12	716	<b>GREENWOOD Daniel</b> GBR.1975.22552	 GBR.1975.22552	0:10:50.01	11	0:03:52.45	15	0:06:38.50	12	0:05:39.45	12	0:15:18.11	13		<b>0:42:18.52</b>	+0:04:21.59

## RESULTS OVERALL












Pos	Plate	Name Team	Nat EWS number	Stage 1	Pos	Stage 2	Pos	Stage 3	Pos	Stage 4	Pos	Stage 5Q	Pos	Penalties	Time	Gap
<b>MEN   Master 40+</b>																
13	708	LAWWILL Joe	 USA.1970.24749	0:10:58.02	13	0:03:50.70	14	0:06:41.87	13	0:05:43.60	15	0:15:23.19	14		<b>0:42:37.38</b>	+0:04:40.45
14	710	TRUMPORE Lee	 USA.1979.23765	0:11:14.82	17	0:03:46.79	10	0:06:44.73	16	0:05:52.50	18	0:15:26.20	15		<b>0:43:05.04</b>	+0:05:08.11
15	720	JONES Sion	 GBR.1976.23430	0:11:23.15	21	0:03:53.52	17	0:06:35.86	9	0:05:35.72	9	0:15:39.27	17		<b>0:43:07.52</b>	+0:05:10.59
16	711	KROEGER Shane	 CAN.1976.22177	0:11:15.35	18	0:03:55.42	19	0:06:50.04	17	0:06:01.41	21	0:15:14.02	12		<b>0:43:16.24</b>	+0:05:19.31
17	718	CLARKE Brendan BBCL NZ Arapi Enduro Team	 NZL.1975.22288	0:11:08.04	15	0:03:57.62	20	0:06:59.22	19	0:05:46.91	16	0:15:41.42	18		<b>0:43:33.21</b>	+0:05:36.28
18	717	STEPHENSON Scott	 GBR.1971.24883	0:11:10.93	16	0:03:52.73	16	0:07:06.93	21	0:05:54.52	19	0:15:45.02	20		<b>0:43:50.13</b>	+0:05:53.20
19	726	WINKLER Gabor	 HUN.1974.22246	0:11:18.10	20	0:04:15.50	27	0:06:51.78	18	0:05:48.51	17	0:15:52.63	22		<b>0:44:06.52</b>	+0:06:09.59
20	728	SCHJERVE Johan	 NOR.1971.22872	0:11:40.82	23	0:03:58.13	21	0:07:05.77	20	0:05:56.53	20	0:15:44.64	19		<b>0:44:25.89</b>	+0:06:28.96
21	722	WARD Joe	 IRL.1971.22541	0:11:39.88	22	0:04:01.89	23	0:07:11.40	23	0:06:01.70	22	0:15:49.89	21		<b>0:44:44.76</b>	+0:06:47.83
22	729	SURBALLE Emiliano	 ARG.1978.24423	0:11:48.22	25	0:04:02.70	24	0:07:19.07	24	0:06:21.72	27	0:16:38.84	23		<b>0:46:10.55</b>	+0:08:13.62
23	709	THEODORSSON Runar	 ISL.1974.22350	0:11:59.05	26	0:04:02.75	25	0:07:25.53	26	0:06:06.47	23	0:16:58.08	26		<b>0:46:31.88</b>	+0:08:34.95
24	721	MCNEIL John	 GBR.1969.21394	0:11:44.07	24	0:04:22.50	29	0:07:20.57	25	0:06:10.17	24	0:16:58.39	27		<b>0:46:35.70</b>	+0:08:38.77

## RESULTS OVERALL













Pos	Plate	Name Team	Nat EWS number	Stage 1	Pos	Stage 2	Pos	Stage 3	Pos	Stage 4	Pos	Stage 5Q	Pos	Penalties	Time	Gap
<b>MEN   Master 40+</b>																
25	727	PAJMA Martin	 CZE.1977.22282	0:12:02.00	27	0:04:01.08	22	0:07:31.58	28	0:06:10.81	25	0:16:51.36	24		<b>0:46:36.83</b>	+0:08:39.90
26	723	HUGHES David	 GBR.1971.21814	0:12:41.72	29	0:04:17.90	28	0:07:30.40	27	0:06:18.62	26	0:16:56.07	25		<b>0:47:44.71</b>	+0:09:47.78
27	730	KWASNY Roman	 POL.1973.23617	0:11:16.40	19	0:03:45.21	9	0:07:07.98	22	0:05:37.47	10	0:15:34.62	16	0:05:00.00	<b>0:48:21.68</b>	+0:10:24.75
DNF	725	KLEINDIENST Andre	 GER.1978.24871	0:10:34.02	7	0:03:38.11	7	0:06:21.65	5							
DNF	731	STROHMAYER Michael	 AUT.1968.23157	0:12:27.37	28	0:04:12.62	26	0:07:42.60	29							
<b>MEN   Under 21</b>																
1	401	VIDAL Antoine Commencal Vallnord Enduro Racing Team	 FRA.2001.25035	<u>0:09:30.60</u>	<u>1</u>	0:03:21.30	2	<u>0:05:51.91</u>	<u>1</u>	<u>0:05:01.97</u>	<u>1</u>	0:13:59.29	11		<b>0:37:45.07</b>	
2	402	STONE Brady	 NZL.2000.23119	0:09:43.90	2	<u>0:03:20.03</u>	<u>1</u>	0:05:57.27	2	0:05:05.73	2	0:13:56.30	10		<b>0:38:03.23</b>	+0:00:18.16
3	428	HEINIGER Nils	 NZL.1999.25218	0:09:55.40	4	0:03:27.05	3	0:06:01.36	5	0:05:14.80	6	0:13:48.53	6		<b>0:38:27.14</b>	+0:00:42.07
4	408	LADEIRA Tiago Miranda Racing Team	 POR.2000.30395	0:10:02.06	9	0:03:28.67	6	0:06:00.72	3	0:05:21.23	13	0:13:46.24	2		<b>0:38:38.92</b>	+0:00:53.85
5	420	PELISSERO Simone	 ITA.2001.21940	0:09:56.58	5	0:03:29.91	11	0:06:07.93	10	0:05:23.13	16	0:13:47.10	4		<b>0:38:44.65</b>	+0:00:59.58
6	429	KRASNY Carter	 CAN.1999.22027	0:09:49.73	3	0:03:34.97	18	0:06:16.95	15	0:05:17.75	10	0:13:48.41	5		<b>0:38:47.81</b>	+0:01:02.74













## RESULTS OVERALL

Pos	Plate	Name Team	Nat EWS number	Stage 1	Pos Stage 2	Pos Stage 3	Pos Stage 4	Pos Stage 5Q	Pos Penalties	Time	Gap
<b>MEN   Under 21</b>											
7	411	<b>JONSSON Sharjah</b>	 RSA.1999.22749	0:10:02.79	11 0:03:29.23	8 0:06:00.92	4 0:05:15.84	8 0:14:00.37	12	<b>0:38:49.15</b>	+0:01:04.08
8	409	<b>CAMOIN Francescu</b> Specialized Racing Team	 FRA.2001.23545	0:10:00.02	8 0:03:29.36	9 0:06:06.07	8 0:05:13.73	4 0:14:02.45	13	<b>0:38:51.63</b>	+0:01:06.56
9	403	<b>AGURTO GALLEGUILLOS Felipe Ignacio</b>	 CHI.2000.22474	0:10:35.00	25 0:03:32.00	14 0:06:02.95	6 0:05:12.84	3 <u>0:13:30.75</u>	<u>1</u>	<b>0:38:53.54</b>	+0:01:08.47
10	407	<b>SECONDI Nathan</b>	 FRA.1999.22133	0:10:02.61	10 0:03:28.78	7 0:06:17.43	16 0:05:16.32	9 0:13:52.77	9	<b>0:38:57.91</b>	+0:01:12.84
11	410	<b>RICHARDSON John</b> BBCL NZ Arapi Enduro Team	 NZL.1999.22929	0:10:04.82	12 0:03:28.17	5 0:06:21.02	22 0:05:15.11	7 0:13:49.30	7	<b>0:38:58.42</b>	+0:01:13.35
12	414	<b>SACCON Matteo</b>	 ITA.2000.21866	0:10:08.39	13 0:03:32.41	15 0:06:14.25	12 0:05:22.93	14 0:14:04.16	14	<b>0:39:22.14</b>	+0:01:37.07
13	404	<b>KYME Roland</b>	 AUS.2000.24650	0:09:56.71	6 0:03:42.50	27 0:06:13.64	11 0:05:14.67	5 0:14:19.27	22	<b>0:39:26.79</b>	+0:01:41.72
14	437	<b>MACARTHUR Glenn</b>	 FRA.2000.22879	0:10:10.81	14 0:03:27.73	4 0:06:18.45	19 0:05:18.97	11 0:14:16.93	21	<b>0:39:32.89</b>	+0:01:47.82
15	416	<b>BIBOLLET Erwan</b>	 FRA.2000.22616	0:10:44.08	27 0:03:31.20	12 0:06:07.15	9 0:05:24.83	20 0:13:50.55	8	<b>0:39:37.81</b>	+0:01:52.74
16	418	<b>FRANCK Gilles</b>	 BEL.2000.22291	0:10:14.58	16 0:03:29.70	10 0:06:22.98	24 0:05:23.09	15 0:14:10.05	17	<b>0:39:40.40</b>	+0:01:55.33
17	431	<b>ARMSTRONG Drew</b>	 IRL.2001.22481	0:10:25.23	21 0:03:33.67	16 0:06:16.08	14 0:05:23.38	17 0:14:13.45	19	<b>0:39:51.81</b>	+0:02:06.74













## RESULTS OVERALL

Pos	Plate	Name Team	Nat EWS number	Stage 1	Pos	Stage 2	Pos	Stage 3	Pos	Stage 4	Pos	Stage 5Q	Pos	Penalties	Time	Gap
<b>MEN   Under 21</b>																
18	432	DEVLIN Jack	 IRL.1999.22985	0:10:25.91	22	0:03:36.21	20	0:06:23.52	25	0:05:29.06	23	0:14:33.91	24		<b>0:40:28.61</b>	+0:02:43.54
19	406	BLAHA Vojtech	 CZE.1999.22684	0:10:54.17	29	0:03:31.20	12	0:06:15.40	13	0:05:23.55	19	0:14:25.80	23		<b>0:40:30.12</b>	+0:02:45.05
20	421	LANI Martino	 ITA.2001.22164	0:10:11.93	15	0:03:37.21	22	0:06:17.88	17	0:05:39.15	27	0:14:54.73	28		<b>0:40:40.90</b>	+0:02:55.83
21	434	LANDMARK Ola Javold	 NOR.1999.25289	0:10:45.72	28	0:03:51.08	30	0:06:28.78	28	0:05:28.62	22	0:14:08.51	16		<b>0:40:42.71</b>	+0:02:57.64
22	430	CALTON-WHITAKER Ewan	 GBR.2002.23432	0:10:25.14	20	0:03:36.37	21	0:06:25.86	26	0:05:36.28	24	0:14:47.42	26		<b>0:40:51.07</b>	+0:03:06.00
23	426	PESTAK Martin	 CZE.2000.22245	0:10:33.43	23	0:03:37.67	24	0:06:20.10	20	0:05:47.63	31	0:14:34.57	25		<b>0:40:53.40</b>	+0:03:08.33
24	419	DEBOIS Jonas	 BEL.2001.24645	0:11:15.90	33	0:03:40.92	26	0:06:21.53	23	0:05:23.42	18	0:14:14.29	20		<b>0:40:56.06</b>	+0:03:10.99
25	433	CALLAGHAN Emmet	 IRL.2000.25892	0:10:16.45	17	0:03:38.61	25	0:06:31.27	30	0:05:47.41	30	0:14:54.68	27		<b>0:41:08.42</b>	+0:03:23.35
26	412	BEAN Nicolas	 USA.1999.22730	0:11:05.06	30	0:03:54.90	31	0:06:20.60	21	0:05:41.65	28	0:14:12.96	18		<b>0:41:15.17</b>	+0:03:30.10
27	417	SCELLIER Alexandre	 FRA.1999.22547	0:11:12.43	32	0:03:45.92	29	0:06:41.33	32	0:05:41.92	29	0:15:25.00	29		<b>0:42:46.60</b>	+0:05:01.53
28	415	FEJER Max Team Dorrong Enduro	 AUT.2000.21703	0:09:59.80	7	0:03:34.13	17	0:06:04.07	7	0:05:20.03	12	0:13:46.69	3	0:05:00.00	<b>0:43:44.72</b>	+0:05:59.65
29	424	AONDIO Matteo Team Fulgur Bike & Co ASD	 ITA.2000.21393	0:11:08.40	31	0:03:56.29	32	0:06:57.10	33	0:06:02.40	32	0:16:36.81	31		<b>0:44:41.00</b>	+0:06:55.93












## RESULTS OVERALL

Pos	Plate	Name Team	Nat EWS number	Stage 1	Pos	Stage 2	Pos	Stage 3	Pos	Stage 4	Pos	Stage 5Q	Pos	Penalties	Time	Gap
<b>MEN   Under 21</b>																
30	438	LEMPERNESSE Thomas	 FRA.2002.24825	0:10:21.89	18	0:04:38.72	33	0:06:26.58	27	0:05:28.33	21	0:14:04.51	15	0:05:00.00	<b>0:46:00.03</b>	+0:08:14.96
31	427	DUNCAN Keira	 RSA.2000.23180	0:10:23.78	19	0:03:37.60	23	0:06:18.37	18	0:05:38.64	26	0:15:39.47	30	0:05:00.00	<b>0:46:37.86</b>	+0:08:52.79
32	425	ADAMI Maxim	 CZE.2001.22512	0:10:38.65	26	0:03:43.79	28	0:06:34.30	31	0:05:38.55	25	0:20:10.94	32		<b>0:46:46.23</b>	+0:09:01.16
DNF	422	GROTTI Nicola	 ITA.2000.21925	0:10:34.55	24	0:03:35.10	19	0:06:30.80	29							
DNS	435	KUECHLER Robin	 SUI.2000.23149													
DNS	405	WOOLLEY Kasper	 CAN.1999.21348													
<b>WOMEN</b>																
1	2	COURDURIER Isabeau Intense Mavic Collective	 FRA.1994.21731	<u>0:10:28.41</u>	<u>1</u>	<u>0:03:39.39</u>	<u>1</u>	<u>0:06:34.56</u>	<u>1</u>	0:05:36.55	2	<u>0:14:37.13</u>	<u>1</u>		<b>0:40:56.04</b>	
2	302	LANTHIER NADEAU Andreane Rocky Mountain/Race Face Enduro Team	 CAN.1993.21609	0:10:43.04	3	0:03:42.72	2	0:06:44.18	4	<u>0:05:35.28</u>	<u>1</u>	0:14:45.33	2		<b>0:41:30.55</b>	+0:00:34.51
3	4	KOREM Noga GT Factory Racing	 ISR.1991.21660	0:10:41.55	2	0:03:48.35	4	0:06:36.70	2	0:05:43.03	4	0:14:57.53	5		<b>0:41:47.16</b>	+0:00:51.12
4	306	PUGIN Melanie	 FRA.1990.21693	0:10:49.42	5	0:03:50.78	5	0:06:41.61	3	0:05:42.29	3	0:14:51.31	3		<b>0:41:55.41</b>	+0:00:59.37












## RESULTS OVERALL

Pos	Plate	Name Team	Nat EWS number	Stage 1	Pos Stage 2	Pos Stage 3	Pos Stage 4	Pos Stage 5Q	Pos	Penalties	Time	Gap			
<b>WOMEN</b>															
5	301	<b>CHARRE Morgane</b>	 FRA.1990.21958	0:10:52.90	6	0:03:57.37	9	0:06:44.60	5	0:05:49.46	5	0:15:23.51	8	<b>0:42:47.84</b>	+0:01:51.80
6	303	<b>CONOLLY Ella</b>	 GBR.1998.21859	0:10:55.63	7	0:03:55.19	7	0:06:50.05	7	0:05:54.35	10	0:15:15.66	6	<b>0:42:50.88</b>	+0:01:54.84
7	316	<b>BATTISTA Laura</b>	 AUS.1988.22132	0:11:18.88	13	0:03:58.78	11	0:06:51.18	8	0:05:53.91	8	0:15:26.84	9	<b>0:43:29.59</b>	+0:02:33.55
8	304	<b>MORRISON Rae</b> BBCL NZ Arapi Enduro Team	 NZL.1989.21630	0:11:07.10	8	0:04:15.60	34	0:06:59.50	12	0:05:50.78	7	0:15:20.75	7	<b>0:43:33.73</b>	+0:02:37.69
9	8	<b>GEHRIG Anita</b> Norco Twins Racing	 SUI.1987.21718	0:11:30.62	15	0:04:00.01	13	0:07:00.37	13	0:05:54.18	9	0:15:27.80	10	<b>0:43:52.98</b>	+0:02:56.94
10	6	<b>COOK Becky</b> Orbea Enduro Team	 GBR.1986.21664	0:11:09.77	10	0:03:55.09	6	0:06:51.47	9	0:05:59.50	12	0:15:57.64	16	<b>0:43:53.47</b>	+0:02:57.43
11	305	<b>MILLER Miranda</b> Kona Factory Team	 CAN.1990.21687	0:11:09.17	9	0:03:58.22	10	0:06:55.00	10	0:06:26.22	32	0:15:44.34	13	<b>0:44:12.95</b>	+0:03:16.91
12	325	<b>CAPPELLARI Carina</b>	 SUI.1991.25181	0:11:16.15	11	0:03:56.69	8	0:07:05.65	16	0:05:59.59	13	0:15:58.68	17	<b>0:44:16.76</b>	+0:03:20.72
13	307	<b>CHARLES Laura</b>	 FRA.1995.23500	0:11:18.39	12	0:04:06.67	21	0:07:15.73	19	0:06:00.34	15	0:15:40.44	12	<b>0:44:21.57</b>	+0:03:25.53
14	323	<b>ASTLE Georgia</b>	 CAN.1997.27095	0:11:35.08	18	0:04:05.00	16	0:06:57.10	11	0:06:00.00	14	0:15:47.51	15	<b>0:44:24.69</b>	+0:03:28.65
15	321	<b>PHELAN Brittany</b>	 CAN.1991.22369	0:11:22.03	14	0:04:05.16	17	0:07:03.85	14	0:05:50.33	6	0:16:06.69	20	<b>0:44:28.06</b>	+0:03:32.02
16	10	<b>GEHRIG Carolin</b> Norco Twins Racing	 SUI.1987.21665	0:11:42.56	25	0:04:06.33	19	0:07:05.45	15	0:05:56.80	11	0:15:36.94	11	<b>0:44:28.08</b>	+0:03:32.04











## RESULTS OVERALL

Pos	Plate	Name Team	Nat EWS number	Stage 1	Pos Stage 2	Pos Stage 3	Pos Stage 4	Pos Stage 5Q	Pos	Penalties	Time	Gap			
<b>WOMEN</b>															
17	9	<b>ESPINEIRA HERREROS</b> Florenzia	 CHI.1992.22941	0:11:35.83	19	0:04:00.60	14	0:07:17.62	20	0:06:04.35	16	0:15:44.78	14	<b>0:44:43.18</b>	+0:03:47.14
18	7	<b>THOMA Ines</b> Canyon Factory Racing	 GER.1989.21750	0:10:46.45	4	0:03:42.86	3	0:06:47.70	6	0:08:35.23	38	0:14:56.37	4	<b>0:44:48.61</b>	+0:03:52.57
19	326	<b>NABER Tanja</b>	 GER.1987.22367	0:11:31.43	16	0:03:59.95	12	0:07:24.42	26	0:06:06.50	19	0:16:01.52	18	<b>0:45:03.82</b>	+0:04:07.78
20	309	<b>GALLEAN Chloe</b> Team Lapierre	 FRA.1994.21676	0:11:40.98	23	0:04:00.87	15	0:07:15.48	18	0:06:10.03	20	0:16:04.54	19	<b>0:45:11.90</b>	+0:04:15.86
21	327	<b>ROSSIN Laura</b>	 ITA.1991.22770	0:11:34.58	17	0:04:07.25	22	0:07:23.93	25	0:06:06.48	18	0:16:06.81	21	<b>0:45:19.05</b>	+0:04:23.01
22	319	<b>MORRISON Amy</b>	 USA.1989.22252	0:11:48.85	26	0:04:06.36	20	0:07:22.10	21	0:06:19.35	28	0:16:09.53	22	<b>0:45:46.19</b>	+0:04:50.15
23	330	<b>MARCELLINI Alia</b>	 ITA.1991.25182	0:11:38.00	21	0:04:11.59	28	0:07:25.40	27	0:06:20.08	29	0:16:23.39	24	<b>0:45:58.46</b>	+0:05:02.42
24	329	<b>BORMOLINI Jessica</b>	 ITA.1993.24627	0:11:49.93	27	0:04:13.33	32	0:07:23.78	24	0:06:12.08	21	0:16:30.70	26	<b>0:46:09.82</b>	+0:05:13.78
25	313	<b>JONNIER Morgane</b>	 FRA.1990.22559	0:11:52.00	28	0:04:05.54	18	0:07:13.05	17	0:06:15.92	23	0:16:44.45	30	<b>0:46:10.96</b>	+0:05:14.92
26	311	<b>GILL Martha</b>	 GBR.1997.22469	0:11:59.70	30	0:04:14.07	33	0:07:28.20	29	0:06:16.59	25	0:16:14.23	23	<b>0:46:12.79</b>	+0:05:16.75
27	310	<b>DUVERT Julie</b> Ibis Cycles Enduro Race Team	 FRA.1996.21719	0:12:09.33	31	0:04:10.81	26	0:07:23.38	23	0:06:05.67	17	0:16:32.73	27	<b>0:46:21.92</b>	+0:05:25.88






## RESULTS OVERALL

Pos	Plate	Name Team	Nat EWS number	Stage 1	Pos	Stage 2	Pos	Stage 3	Pos	Stage 4	Pos	Stage 5Q	Pos	Penalties	Time	Gap
<b>WOMEN</b>																
28	318	<b>NESTLEROVA Fejola</b> Stepanka	 CZE.1985.21761	0:11:53.93	29	0:04:10.90	27	0:07:22.75	22	0:06:16.45	24	0:16:41.34	28		<b>0:46:25.37</b>	+0:05:29.33
29	315	<b>PICTON Leonie</b>	 AUS.1986.22420	0:11:41.42	24	0:04:09.55	25	0:07:34.03	30	0:06:12.41	22	0:16:57.28	31		<b>0:46:34.69</b>	+0:05:38.65
30	314	<b>CHARLES Estelle</b>	 FRA.1997.22205	0:12:15.37	32	0:04:12.65	30	0:07:25.60	28	0:06:17.11	26	0:16:42.06	29		<b>0:46:52.79</b>	+0:05:56.75
31	308	<b>WIEDENROTH Sofia</b> Cube Action Team	 GER.1995.24544	0:12:22.75	34	0:04:13.29	31	0:07:37.11	32	0:06:19.05	27	0:16:27.51	25		<b>0:46:59.71</b>	+0:06:03.67
32	312	<b>TAYLOR Chloe</b>	 GBR.1998.23462	0:11:37.20	20	0:04:07.33	23	0:07:39.73	35	0:06:30.79	35	0:17:27.65	35		<b>0:47:22.70</b>	+0:06:26.66
33	331	<b>DRENGUBAKOVA Andrea</b>	 CZE.1990.22278	0:12:16.93	33	0:04:18.27	37	0:07:39.19	34	0:06:23.77	30	0:17:04.24	33		<b>0:47:42.40</b>	+0:06:46.36
34	328	<b>SAVELLI Irene</b>	 ITA.1992.22163	0:12:26.52	35	0:04:12.17	29	0:07:37.30	33	0:06:28.30	33	0:17:03.55	32		<b>0:47:47.84</b>	+0:06:51.80
35	324	<b>BEAUMONT Rebecca</b>	 CAN.1990.30328	0:12:52.65	37	0:04:16.29	35	0:08:17.59	36	0:06:26.18	31	0:17:06.66	34		<b>0:48:59.37</b>	+0:08:03.33
36	317	<b>NEWELL Melissa</b>	 NZL.1979.21458	0:12:32.80	36	0:04:17.56	36	0:07:36.82	31	0:06:29.59	34	0:20:31.33	38		<b>0:51:28.10</b>	+0:10:32.06
37	334	<b>DINGLE Sasha</b>	 USA.1988.23522	0:14:59.81	40	0:05:16.20	38	0:09:14.30	38	0:07:16.44	37	0:20:11.61	37		<b>0:56:58.36</b>	+0:16:02.32
38	333	<b>LAWTON Abigale</b>	 GBR.1998.22765	0:13:32.28	38	0:05:33.83	39	0:08:49.65	37	0:07:07.24	36	0:19:35.70	36	0:05:00.00	<b>0:59:38.70</b>	+0:18:42.66

## RESULTS OVERALL

Pos	Plate	Name Team	Nat EWS number	Stage 1	Pos Stage 2	Pos Stage 3	Pos Stage 4	Pos Stage 5Q	Pos Penalties	Time	Gap				
<b>WOMEN</b>															
DNF	320	<b>CHAPPETTA Christina</b>	 USA.1989.22479	0:11:39.73	22	0:04:08.45	24								
DNF	332	<b>MACKIE Lucy</b>	 AUS.1998.25263	0:14:07.10	39										
DNS	5	<b>BARAONA Bex</b> Ibis Cycles Enduro Race Team	 GBR.1993.21715												
<b>WOMEN   Master 35+</b>															
1	603	<b>PAULIN Louise Margareta</b> Ibis Cycles Enduro Race Team	 SWE.1978.21619	<u>0:11:31.93</u>	1	<u>0:04:12.48</u>	1	<u>0:07:20.12</u>	1	<u>0:06:13.89</u>	1	<u>0:16:16.12</u>	1	<b>0:45:34.54</b>	
2	604	<b>WUNDERLIN Alba</b>	 SUI.1984.23104	0:12:23.96	2	0:04:20.70	3	0:07:28.20	2	0:06:28.66	3	0:16:41.17	2	<b>0:47:22.69</b>	+0:01:48.15
3	606	<b>BRAUMANN Birgit</b>	 AUT.1973.22833	0:12:31.25	3	0:04:30.22	4	0:07:36.89	3	0:06:21.75	2	0:16:56.65	3	<b>0:47:56.76</b>	+0:02:22.22
4	607	<b>VACKER Suvi</b>	 FIN.1983.23011	0:13:04.85	4	0:04:19.98	2	0:08:24.05	4	0:06:37.95	4	0:18:23.69	5	<b>0:50:50.52</b>	+0:05:15.98
5	602	<b>MCCONNELOUG Mary</b>	 USA.1971.22390	0:13:31.72	5	0:04:40.90	5	0:08:33.52	5	0:06:48.90	5	0:17:56.58	4	<b>0:51:31.62</b>	+0:05:57.08
6	608	<b>OLETRA Hanna</b>	 SWE.1977.21765	0:14:16.97	6	0:05:05.80	6	0:09:03.40	6	0:07:06.15	6	0:18:52.53	6	<b>0:54:24.85</b>	+0:08:50.31
7	605	<b>MICHEL Daniela</b>	 SUI.1981.21559	0:14:42.00	7	0:05:14.15	8	0:09:06.23	7	0:07:11.40	7	0:19:39.10	7	<b>0:55:52.88</b>	+0:10:18.34

## RESULTS OVERALL

Pos	Plate	Name Team	Nat EWS number	Stage 1	Pos	Stage 2	Pos	Stage 3	Pos	Stage 4	Pos	Stage 5Q	Pos	Penalties	Time	Gap
<b>WOMEN   Master 35+</b>																
8	609	REPKIN BIRMAN Yulia	 ISR.1978.22006	0:17:30.17	8	0:05:11.12	7	0:09:35.47	8	0:07:35.49	8	0:19:59.28	8		<b>0:59:51.53</b>	+0:14:16.99
<b>WOMEN   Under 21</b>																
1	505	SCHICK Lucy	 CAN.2000.23447	<u>0:11:58.90</u>	1	<u>0:04:26.06</u>	1	0:07:46.47	2	0:06:41.23	3	0:17:40.10	2		<b>0:48:32.76</b>	
2	502	MAUNSELL Leah	 IRL.1999.22382	0:12:29.63	2	0:04:26.65	3	0:07:47.05	3	0:06:36.69	2	<u>0:17:13.85</u>	1		<b>0:48:33.87</b>	+0:00:01.11
3	504	HENDERSON Polly	 GBR.2001.22368	0:12:32.50	3	0:04:26.54	2	<u>0:07:45.75</u>	1	<u>0:06:35.30</u>	1	0:17:46.55	3		<b>0:49:06.64</b>	+0:00:33.88
DNF	503	DOBNIG Yana Team Dorrong Enduro	 AUT.1999.22678	0:14:05.80	4											



## RESULTS OVERALL

### Penalties details

Plate	Name	Penalty	Description	Location
129	DINAPOLI Nick	00:05:00	Missed time check	Time check
132	SZYMCZUK Lukasz	00:05:00	Late start	S2
155	HINDS Christopher	00:05:00	Late start	Time check
333	LAWTON Abigale	00:05:00	Missed time check	Time check
415	FEJER Max	00:05:00	Late start	Time check
427	DUNCAN Keira	00:05:00	Missed time check	Time check
438	LEMPERNESE Thomas	00:05:00	Missed time check	Time check
730	KWASNY Roman	00:05:00	Missed time check	Time check

### Statistics

Entries / Nations	Finished	DNF	DSQ	DNS	Weather	Temperature	Distance	Elevation
263 / 32	249	10	0	4	Sunny	31°C	41 km	+43 m / -2,677 m

DNF: did not finish · DNS: did not start · DSQ: disqualified