





**CRANKWORX  
WHISTLER**  
AUGUST 9 - 18 • 2019


## EWS/EWS100 – DAY 2 LIAISON INFORMATION

Liaison	Description	Time Allocated
Day 2 Start – Stage 2 Start	Depart Skiers Plaza Pedal Valley Trail > Mel’s Dilemma > Forest Ridge Drive > Fissile Lane > Alpine Way > Cultured Climb > Rick’s Roost > Rainbow-Sproatt Flank Elevation difference = 445m, Transition Distance = 9.1km	80min
Stage 2 Start – Stage 3 Start	Descend <i>S2 Jaws</i> > <i>Billy’s Epic</i> 2,251m distance, 25m climb, -429m descent  Water station will be located at the bottom of Billy’s Epic.  North on Bob’s Rebob > Alta Lake Road > Access Road through to Lorimer Road > Valley Trail - Lorimer Road > Lost Lake Road > Climb Blackcomb Access Road to start of <i>S3 Golden Boner</i> Elevation difference = 249m   Transition Distance = 7.7km   Riders must use the designated climb to access the start of Golden Boner as the race stage will be on road between Roam in the Loam > Instant Gratification. Riders are not permitted to ride up the Mountain Access Road (Whistler Sliding Centre) to access the start of S3 Golden Boner	80min
Stage 3 Start – Stage 4 Start	Descend <i>S3 Golden Boner</i> > <i>Roam in the Loam</i> > <i>Instant Gratification</i> 1,934m distance, 30m climb, -253m descent  Pedal Blackcomb Access Road > Valley Trail > Valley Trail – Lost Lake to Day Lots > Sundial Place > Skiers Plaza > Upload Fitzsimmons Express > Upload Garbanzo Express > Descend Una Moss to start of <i>S4 No Joke</i> Elevation difference (Riding) = -135m   Transition Distance (Riding) = 3.7km  Riders will be permitted to stop at the Technical Assistance Zone in the Village before proceeding to Fitzsimmons Chair Riders will pass Feed Zone (Skiers Lot 2) before uploading Fitzsimmons Chair	90min
Stage 4 Start – Stage 5 Start	Descend <i>S4 No Joke</i> > <i>7 Year War</i> > <i>7 Years More</i> > <i>No Joke</i> > <i>Sabre Tooth Horse</i> > <i>South Park</i> > <i>Delayed Fuse</i> > <i>Ride Don’t Slide</i> 4,057m distance, -720m descent  Kushy Love > Microwave Tower Road > Access Road to start of <i>S5 Line of Control</i>  Elevation difference = 180m   Transition Distance = 2.4km   <b>TRAINING :</b> To access Stage 5 [Line of Control] for training on Thursday, EWS racers will use the Creekside Gondola Creekside Gondola will open at 8:30. Riders must descend South Park to Kushy Love to climb to S5 Line of Control Riders <u>cannot</u> descend Sabre Tooth Horse or Delayed Fuse to access S5 Line of Control	50min



**CRANKWORX  
WHISTLER**  
AUGUST 9 - 18 • 2019

## EWS/EWS100 – DAY 2 LIAISON INFORMATION

<p>Stage 5 Start – Stage 6 Start</p>	<p>Descend <i>S5 Line of Control</i> 1,169m distance , 7m climb , -232m</p> <p>Descend Kadenwood Connector &amp; Earth Circus to Creekside base area Upload on Creekside Gondola Climb Bear Cub Descend Blue Velvet to the start of <i>S6 In Deep</i></p> <p>Elevation difference(Riding) = 40m   Transition Distance(Riding) = 0.5km</p> <p> <b>TRAINING :</b> To access Stage 6 [In Deep] for training on Thursday, EWS100 racers will use the Creekside Gondola (rather than the Fitzsimmons / Garbanzo Chairs). Creekside Gondola will open at 8:30. Riders will climb from the top of Creekside gondola up Bear Cub and Blue Velvet to In Deep</p>	<p>50min</p>
--	--	--------------