



CamelBak Canadian Open Enduro presented by Specialized

Whistler, Canada
10-11 August 2019



EWS 100 RESULTS

Pos	Plate	Name Team	Nat EWS number	Stage 1Q Stage 6	Pos Pos	Stage 2	Pos Pos	Stage 3	Pos Pos	Stage 4	Pos Pos	Stage 5	Pos Pos	Penalties	Time	Gap
EWS100 MEN																
1	1169	BRADFORD Aaron		0:21:41.23 0:08:47.42	4 4	<u>0:06:26.50</u>	<u>1</u>	<u>0:05:56.20</u>	<u>1</u>	0:10:47.05	8	<u>0:04:51.92</u>	<u>1</u>		0:58:30.32	
2	1013	BRADSHAW Tom	 NZL.1993.24526	0:21:40.18 0:08:47.36	3 3	0:06:39.35	3	0:06:02.95	4	<u>0:10:28.72</u>	<u>1</u>	0:05:17.05	5		0:58:55.61	+0:00:25.29
3	1002	SCHAFFER Marty		0:21:55.88 0:08:45.89	6 2	0:06:46.95	6	0:05:57.02	2	0:10:34.53	4	0:05:15.35	3		0:59:15.62	+0:00:45.30
4	1007	PREIMANIS Matiss	 LAT.1991.23372	0:21:38.87 0:08:51.65	2 6	0:06:52.52	10	0:05:59.19	3	0:10:40.20	5	0:05:21.77	6		0:59:24.20	+0:00:53.88
5	1027	SERENELLI Gonzalo	 ARG.1985.22347	0:22:03.64 0:08:50.46	8 5	0:06:49.60	8	0:06:27.47	14	0:10:32.75	3	0:05:16.30	4		1:00:00.22	+0:01:29.90
6	1093	FARRER Robert	 CAN.1994.21576	0:22:41.20 0:08:54.32	18 7	0:06:46.90	5	0:06:05.75	6	0:10:51.08	11	0:05:34.46	16		1:00:53.71	+0:02:23.39
7	1015	TODD Sam	 NZL.1996.25369	0:21:53.07 0:08:58.88	5 9	0:06:50.72	9	0:06:18.34	10	0:11:22.57	21	0:05:30.97	13		1:00:54.55	+0:02:24.23
8	1028	PIERROT Vincent	 FRA.1990.27329	0:22:11.62 0:09:11.68	10 14	0:06:53.33	11	0:06:17.50	9	0:10:46.27	7	0:05:40.73	19		1:01:01.13	+0:02:30.81
9	1053	ALLISON Mark		0:22:41.38 0:09:08.90	19 13	0:06:59.75	14	0:06:08.47	7	0:10:59.73	15	0:05:04.38	2		1:01:02.61	+0:02:32.29
10	1082	ELLIS Rhys		0:22:17.67 <u>0:08:41.58</u>	11 <u>1</u>	0:07:19.42	30	0:06:42.70	29	0:10:28.73	2	0:05:42.50	21		1:01:12.60	+0:02:42.28
11	1011	WILSON Calum	 GBR.1990.23499	0:22:18.35 0:10:02.54	12 47	0:06:46.03	4	0:06:03.18	5	0:10:43.54	6	0:05:27.15	11		1:01:20.79	+0:02:50.47
12	1063	STOREY Steve		0:22:53.70 0:09:19.67	24 24	0:06:53.83	12	0:06:13.98	8	0:10:51.22	12	0:05:25.80	9		1:01:38.20	+0:03:07.88

Timing and results by SPORTident

created on 11.08.2019 16:59:05

1/15





CamelBak Canadian Open Enduro presented by Specialized

Whistler, Canada
10-11 August 2019



EWS 100 RESULTS

Pos	Plate	Name Team	Nat EWS number	Stage 1Q Stage 6	Pos Pos	Stage 2	Pos Pos	Stage 3	Pos Pos	Stage 4	Pos Pos	Stage 5	Pos Pos	Penalties	Time	Gap
EWS100 MEN																
13	1057	FRY Shaun		0:22:02.71 0:09:16.96	7 19	0:06:54.07	13	0:06:20.68	11	0:11:10.09	17	0:05:56.40	30		1:01:40.91	+0:03:10.59
14	1008	RYAN Fergus	 GBR.1993.22458	0:22:35.11 0:09:06.64	17 12	0:07:01.44	15	0:06:33.05	17	0:11:04.05	16	0:05:25.12	8		1:01:45.41	+0:03:15.09
15	1012	KOROSCIL Levi	 CAN.1989.25835	0:22:59.10 0:09:00.97	27 10	0:07:03.82	18	0:06:26.22	13	0:10:50.17	9	0:05:27.60	12		1:01:47.88	+0:03:17.56
16	1092	ARMSTRONG Tom		0:22:07.86 0:09:11.68	9 14	0:07:07.10	20	0:06:41.40	27	0:10:50.88	10	0:06:01.43	35		1:02:00.35	+0:03:30.03
17	1062	LYONS Josh		0:22:42.72 0:09:32.81	20 32	0:07:02.40	17	0:06:35.48	18	0:10:57.35	14	0:05:32.50	14		1:02:23.26	+0:03:52.94
18	1006	CONTE Dylan	 USA.1993.22360	0:22:32.98 0:08:58.39	16 8	0:07:25.68	32	0:06:45.83	32	0:11:11.63	18	0:05:44.19	23		1:02:38.70	+0:04:08.38
19	1054	GALVIN Jack	 AUS.1998.21377	0:22:47.66 0:09:22.26	21 26	0:07:07.78	22	0:06:40.03	24	0:10:54.65	13	0:05:51.65	26		1:02:44.03	+0:04:13.71
20	1016	FRASER Samuel	 AUS.1994.31283	0:22:53.32 0:09:05.46	23 11	0:07:13.12	25	0:06:46.93	33	0:11:12.87	19	0:05:34.45	15		1:02:46.15	+0:04:15.83
21	1018	CARVAJAL Gabriel	 COL.1995.21531	0:22:21.40 0:09:30.86	13 31	0:07:19.23	29	0:06:28.62	15	0:11:29.15	25	0:05:42.31	20		1:02:51.57	+0:04:21.25
22	1068	MELAMED Dillon		0:23:31.66 0:09:22.36	35 27	0:06:48.80	7	0:06:39.27	23	0:11:25.17	24	0:05:27.03	10		1:03:14.29	+0:04:43.97
23	1071	BOUSSETTA Anthony		0:23:19.59 0:09:12.48	33 16	0:07:11.95	24	0:06:24.82	12	0:11:31.53	28	0:05:39.20	18		1:03:19.57	+0:04:49.25
24	1023	HIDALGO VASQUEZ Alvaro		0:23:05.78 0:09:37.70	28 35	0:07:15.33	27	0:06:37.07	20	0:11:36.05	32	0:05:22.08	7		1:03:34.01	+0:05:03.69

Timing and results by SPORTident

created on 11.08.2019 16:59:05

2/15





CamelBak Canadian Open Enduro presented by Specialized

Whistler, Canada
10-11 August 2019



EWS 100 RESULTS

Pos	Plate	Name Team	Nat EWS number	Stage 1Q Stage 6	Pos Pos	Stage 2	Pos Pos	Stage 3	Pos Pos	Stage 4	Pos Pos	Stage 5	Pos Pos	Penalties	Time	Gap
EWS100 MEN																
25	1059	BENNETT Curtis		0:23:41.50 0:09:16.34	36 17	0:07:02.19	16	0:06:40.89	26	0:11:22.56	20	0:05:37.43	17		1:03:40.91	+0:05:10.59
26	1031	AFFOLTER Tim		0:22:52.17 0:09:50.78	22 41	0:07:16.83	28	0:06:38.16	22	0:11:30.00	27	0:05:53.72	28		1:04:01.66	+0:05:31.34
27	1009	HURSH Luke		0:22:58.88 0:09:22.86	26 28	0:07:23.24	31	0:07:03.37	44	0:11:36.17	33	0:05:47.77	24		1:04:12.29	+0:05:41.97
28	1105	CHAPPLE Ali		0:23:21.12 0:09:16.53	34 18	0:07:27.84	34	0:06:47.30	34	0:11:29.85	26	0:05:54.84	29		1:04:17.48	+0:05:47.16
29	1089	ANDERSON Alex		0:23:14.99 0:09:17.35	30 20	0:07:32.62	37	0:06:47.82	35	0:11:47.34	35	0:05:42.93	22		1:04:23.05	+0:05:52.73
30	1026	RAFFO Martin		0:23:43.45 0:09:20.50	38 25	0:07:13.90	26	0:06:40.64	25	0:11:33.45	30	0:06:01.47	36		1:04:33.41	+0:06:03.09
31	1010	LAUDER Bradley		0:23:44.87 0:09:18.37	39 23	0:07:07.33	21	0:07:08.07	46	0:11:35.52	31	0:05:49.12	25		1:04:43.28	+0:06:12.96
32	1056	RAUSCH James		0:23:15.87 0:09:24.52	31 30	0:07:40.12	42	0:06:42.32	28	0:11:53.75	38	0:06:05.97	39		1:05:02.55	+0:06:32.23
33	1017	RIQUELME CARDEMIL Fernando Javier		0:22:24.37 0:10:11.72	15 51	0:07:30.79	35	0:07:35.47	63	0:11:22.91	23	0:05:58.35	33		1:05:03.61	+0:06:33.29
34	1030	DIEU Antonio		0:24:52.92 0:09:22.87	58 29	0:07:09.75	23	0:06:44.41	30	0:11:31.92	29	0:05:53.65	27		1:05:35.52	+0:07:05.20
35	1069	HARAPNUIK Levi		0:24:34.29 0:09:18.29	54 22	0:07:33.29	39	0:07:00.28	42	0:11:22.81	22	0:05:57.10	32		1:05:46.06	+0:07:15.74





CamelBak Canadian Open Enduro presented by Specialized

Whistler, Canada
10-11 August 2019



EWS 100 RESULTS

Pos	Plate	Name Team	Nat EWS number	Stage 1Q Stage 6	Pos Pos	Stage 2	Pos Pos	Stage 3	Pos Pos	Stage 4	Pos Pos	Stage 5	Pos Pos	Penalties	Time	Gap
EWS100 MEN																
36	1096	WESTERMANN Ryan	USA.1995.25568	0:22:55.47 0:10:07.69	25 49	0:07:26.67	33	0:06:36.42	19	0:11:56.95	39	0:06:46.47	49		1:05:49.67	+0:07:19.35
37	1051	HAMILTON Andrew		0:23:48.89 0:09:53.40	40 45	0:07:33.43	40	0:06:30.25	16	0:12:03.68	41	0:06:11.20	41		1:06:00.85	+0:07:30.53
38	1076	JOUET-PASTRE Thomas	FRA.1990.22955	0:23:55.26 0:09:36.61	41 34	0:07:47.47	44	0:06:53.70	37	0:12:00.15	40	0:05:56.50	31		1:06:09.69	+0:07:39.37
39	1112	GAUBATZ Jakob		0:23:59.20 0:09:44.90	43 38	0:07:35.38	41	0:06:49.95	36	0:11:37.54	34	0:06:28.72	48		1:06:15.69	+0:07:45.37
40	1052	KAY Nik		0:24:14.34 0:09:48.21	47 39	0:07:58.13	52	0:06:37.77	21	0:11:48.73	36	0:05:58.90	34		1:06:26.08	+0:07:55.76
41	1079	BERG Trevor		0:23:18.26 0:09:17.94	32 21	0:07:49.35	47	0:07:04.12	45	0:12:07.57	43	0:06:55.72	53		1:06:32.96	+0:08:02.64
42	1131	SHEMKO Louis		0:23:42.79 0:09:52.10	37 44	0:07:30.98	36	0:07:24.68	57	0:11:48.90	37	0:07:00.18	56		1:07:19.63	+0:08:49.31
43	1065	MARTINS Danny		0:24:24.92 0:09:37.92	51 36	0:08:06.88	54	0:06:57.46	39	0:12:34.57	49	0:06:06.62	40		1:07:48.37	+0:09:18.05
44	1029	GUERIN Cedric	FRA.1992.23190	0:24:20.20 0:10:12.35	50 52	0:07:53.20	49	0:07:02.25	43	0:12:14.40	46	0:06:14.22	43		1:07:56.62	+0:09:26.30
45	1111	WALKER Peter	GER.1994.21606	0:24:01.26 0:09:34.55	45 33	0:07:49.00	46	0:06:45.18	31	0:12:17.10	47	0:07:30.17	65		1:07:57.26	+0:09:26.94
46	1149	COLES Jacob		0:24:16.11 0:09:38.68	48 37	0:08:07.38	55	0:07:10.73	50	0:12:08.97	44	0:06:53.18	52		1:08:15.05	+0:09:44.73
47	1067	GRILLET Fred		0:24:19.88 0:10:18.67	49 53	0:08:12.02	58	0:06:55.60	38	0:12:24.35	48	0:06:24.89	46		1:08:35.41	+0:10:05.09

Timing and results by SPORTident

created on 11.08.2019 16:59:05

4/15





CamelBak Canadian Open Enduro presented by Specialized

Whistler, Canada
10-11 August 2019



EWS 100 RESULTS

Pos	Plate	Name Team	Nat EWS number	Stage 1Q Stage 6	Pos Pos	Stage 2	Pos Pos	Stage 3	Pos Pos	Stage 4	Pos Pos	Stage 5	Pos Pos	Penalties	Time	Gap
EWS100 MEN																
48	1128	PILOTE Sebastien	CAN.1980.23488	0:25:00.40 0:10:03.87	60 48	0:07:47.08	43	0:06:59.98	41	0:12:51.60	55	0:06:03.02	38		1:08:45.95	+0:10:15.63
49	1129	BECKINGHAM Louis	CAN.1995.26013	0:25:01.32 0:09:52.01	61 43	0:07:55.38	50	0:07:09.22	49	0:12:45.37	53	0:06:25.02	47		1:09:08.32	+0:10:38.00
50	1055	BATALLER Martyn	GBR.1995.25134	0:24:26.10 0:09:51.99	52 42	0:08:14.13	59	0:07:36.35	64	0:12:13.40	45	0:07:28.72	64		1:09:50.69	+0:11:20.37
51	1064	ROBINSON Dave		0:25:11.68 0:10:36.61	64 57	0:08:34.10	65	0:07:15.11	52	0:12:04.50	42	0:06:17.14	44		1:09:59.14	+0:11:28.82
52	1086	DILKS James		0:25:56.66 0:10:33.99	77 55	0:08:02.97	53	0:06:59.88	40	0:12:40.37	51	0:06:11.80	42		1:10:25.67	+0:11:55.35
53	1120	OLTHUIS Jordan		0:24:53.40 0:09:50.62	59 40	0:08:18.84	61	0:07:26.18	58	0:13:05.47	60	0:07:02.65	58		1:10:37.16	+0:12:06.84
54	1103	GANDHI Krishna		0:25:23.68 0:10:10.67	65 50	0:08:15.83	60	0:07:41.67	66	0:12:35.62	50	0:06:51.58	51		1:10:59.05	+0:12:28.73
55	1022	AREVALO ALAMO Rodrigo		0:24:41.74 0:11:05.79	57 65	0:08:48.05	69	0:07:43.79	68	0:12:49.50	54	0:06:23.20	45		1:11:32.07	+0:13:01.75
56	1083	FRENCH Simon		0:24:41.09 0:10:43.52	56 59	0:08:31.56	64	0:08:14.59	71	0:12:40.98	52	0:07:01.69	57		1:11:53.43	+0:13:23.11
57	1117	TAYLOR Lee	CAN.1986.25993	0:26:01.26 0:10:44.52	80 60	0:07:52.00	48	0:07:31.93	62	0:13:11.12	63	0:06:51.07	50		1:12:11.90	+0:13:41.58
58	1019	SANTOS Eduardo		0:25:41.39 0:10:52.56	71 61	0:08:08.85	56	0:07:26.35	59	0:12:59.80	58	0:07:04.03	59		1:12:12.98	+0:13:42.66
59	1081	LUND Stefan		0:25:26.88 0:10:19.80	67 54	0:08:27.90	63	0:07:45.13	69	0:12:55.57	57	0:07:40.00	66		1:12:35.28	+0:14:04.96

Timing and results by SPORTident

created on 11.08.2019 16:59:05

5/15





CamelBak Canadian Open Enduro presented by Specialized

Whistler, Canada
10-11 August 2019



EWS 100 RESULTS

Pos	Plate	Name Team	Nat EWS number	Stage 1Q Stage 6	Pos Pos	Stage 2	Pos Pos	Stage 3	Pos Pos	Stage 4	Pos Pos	Stage 5	Pos Pos	Penalties	Time	Gap
EWS100 MEN																
60	1123	WILSON Josh		0:25:31.62 0:11:10.92	69 66	0:08:22.92	62	0:07:39.13	65	0:13:02.53	59	0:06:59.60	55		1:12:46.72	+0:14:16.40
61	1102	BAXTER Jake		0:24:32.37 0:10:58.51	53 63	0:08:38.54	66	0:07:30.62	61	0:14:04.38	68	0:07:16.85	62		1:13:01.27	+0:14:30.95
62	1088	HANNER David		0:24:38.17 0:10:00.47	55 46	0:10:38.60	79	0:07:14.67	51	0:13:29.90	64	0:08:04.79	69		1:14:06.60	+0:15:36.28
63	1126	KENNEDY Brian		0:25:50.22 0:11:53.05	75 70	0:08:43.50	68	0:07:16.78	53	0:13:50.67	67	0:07:12.17	61		1:14:46.39	+0:16:16.07
64	1115	DICK Caleb	 USA.1988.25630	0:26:48.27 0:10:38.85	85 58	0:08:41.80	67	0:07:56.10	70	0:13:45.87	66	0:06:59.47	54		1:14:50.36	+0:16:20.04
65	1125	TESTROETE Eric		0:25:56.52 0:11:27.39	76 68	0:10:08.25	77	0:07:19.33	54	0:13:36.48	65	0:07:09.70	60		1:15:37.67	+0:17:07.35
66	1080	WEEKS Dave	 GBR.1991.26125	0:25:10.05 0:11:37.99	63 69	0:09:42.63	72	0:08:25.95	73	0:13:10.40	62	0:07:58.67	68		1:16:05.69	+0:17:35.37
67	1098	CORCORAN TADD Fionn -	 USA.1992.26047	0:25:09.30 0:10:34.35	62 56	0:10:30.60	78	0:08:39.90	75	0:14:33.55	70	0:08:24.15	70		1:17:51.85	+0:19:21.53
68	1072	EMERIAU Quentin		0:33:36.09 0:10:56.27	91 62	0:08:11.05	57	0:07:08.60	48	0:13:08.68	61	0:06:02.75	37		1:19:03.44	+0:20:33.12
69	1110	LEWIS Daniel		0:26:43.24 0:10:58.74	84 64	0:10:08.13	76	0:08:16.46	72	0:15:17.70	72	0:07:40.00	66		1:19:04.27	+0:20:33.95
70	1109	MARTIN Ryan		0:25:45.79 0:12:59.00	73 72	0:12:07.83	82	0:07:23.31	56	0:14:08.37	69	0:07:22.74	63		1:19:47.04	+0:21:16.72
71	1020	ARCE Claudio		0:25:49.32 0:11:21.97	74 67	0:10:54.52	80	0:08:51.12	78	0:14:40.43	71	0:09:16.70	72		1:20:54.06	+0:22:23.74

Timing and results by SPORTident

created on 11.08.2019 16:59:05

6/15





CamelBak Canadian Open Enduro presented by Specialized

Whistler, Canada
10-11 August 2019



EWS 100 RESULTS

Pos	Plate	Name Team	Nat EWS number	Stage 1Q Stage 6	Pos Pos	Stage 2	Pos Pos	Stage 3	Pos Pos	Stage 4	Pos Pos	Stage 5	Pos Pos	Penalties	Time	Gap
EWS100 MEN																
72	1116	GEORGE Thomas	CAN.1987.21472	0:26:00.96 0:12:10.79	79 71	0:09:12.36	71	0:08:33.38	74	0:18:58.36	74	0:08:51.17	71		1:23:47.02	+0:25:16.70
73	1122	HAYSOM Paul		0:26:16.67 0:14:17.62	81 73	0:14:12.45	83	0:08:51.03	77	0:15:44.86	73	0:09:39.95	73		1:29:02.58	+0:30:32.26
DNF	1084	COOPER Matt		0:25:30.88	68	0:08:59.33	70	0:07:22.09	55	0:12:52.39	56					
DNF	1097	VAN NOY Ryan	USA.1992.25847	0:24:13.41	46	0:07:57.24	51	0:07:08.50	47							
DNF	1087	SCHUDA Eric		0:24:00.83	44	0:07:48.57	45	0:07:26.92	60							
DNF	1127	BEDFORD Richard		0:23:08.63	29	0:07:32.90	38	0:07:43.01	67							
DNF	1121	ZILINSKI Nicholaus		0:26:22.68	82	0:09:56.93	73	0:08:41.83	76							
DNF	1001	BEER Matthew		<u>0:20:49.89</u>	1	0:06:30.50	2									
DNF	1021	BERTOLLA Gianpier		0:25:59.39	78	0:07:04.75	19									
DNF	1132	GONZALEZ Balsa Rodrigo	MEX.1984.22934	0:26:24.86	83	0:10:00.25	74									
DNF	1124	KELLY Ryan		0:27:21.36	86	0:10:04.64	75									
DNF	1060	DUPEE Brad	CAN.1988.25322	0:30:22.02	90	0:11:46.55	81									













Timing and results by SPORTident

created on 11.08.2019 16:59:05

7/15



EWS 100 RESULTS

Pos	Plate	Name Team	Nat EWS number	Stage 1Q Stage 6	Pos Pos	Stage 2	Pos Pos	Stage 3	Pos Pos	Stage 4	Pos Pos	Stage 5	Pos Pos	Penalties	Time	Gap
EWS100 MEN																
DNF	1078	HOWARD Ryan		0:22:22.32	14											
DNF	1100	POIRIER Sam		0:23:58.43	42											
DNF	1101	POIRIER Joshua	 USA.1989.25980	0:25:26.58	66											
DNF	1108	AJ STIEDA	 CAN.1994.25690	0:25:40.83	70											
DNF	1148	ROETHINGER Gilles	 FRA.1995.22296	0:25:41.46	72											
DNF	1070	CARRINO Andrea		0:28:49.56	87											
DNF	1119	RUSSELL Jamie	 CAN.1983.24428	0:28:59.54	88											
DNF	1167	MORRISON Ben		0:29:23.63	89											
DNF	1085	PASTORE Colby	 USA.1992.26165													
DNF	1104	EURE Logan														
DNS	1014	LAYZELL Dylan														
DNS	1130	DYCK Eduard	 CAN.1992.26388													



CamelBak Canadian Open Enduro presented by Specialized

Whistler, Canada
10-11 August 2019



EWS 100 RESULTS

Pos	Plate	Name Team	Nat EWS number	Stage 1Q Stage 6	Pos Pos	Stage 2	Pos Pos	Stage 3	Pos Pos	Stage 4	Pos Pos	Stage 5	Pos Pos	Penalties	Time	Gap	
EWS100 MEN																	
DNS	1066	BRADY Cavan															
DNS	1077	BIZET Antoine															
EWS100 MEN Master 40+																	
1	1138	BAKKER Colin		0:23:49.98	2	<u>0:07:23.90</u>	1	<u>0:06:52.33</u>	1	<u>0:11:49.49</u>	1	0:06:09.82	2		1:05:31.30		
				<u>0:09:25.78</u>	1												
2	1146	KINGMAN Dustin		0:24:16.39	5	0:07:46.10	4	0:07:18.87	8	0:11:50.29	2	<u>0:06:06.89</u>	1		1:06:53.45	+0:01:22.15	
				0:09:34.91	2												
3	1075	JILLINGS Arama		<u>0:23:46.43</u>	1	0:07:43.05	3	0:07:03.63	3	0:12:16.83	5	0:06:14.38	4		1:07:04.14	+0:01:32.84	
				0:09:59.82	4												
4	1140	HOWARTH Darren		0:24:02.51	4	0:07:40.22	2	0:07:06.32	5	0:12:12.19	4	0:06:24.25	5		1:07:36.42	+0:02:05.12	
		GBR.1969.30288		0:10:10.93	6												
5	1073	CHUPA Brad		0:24:48.56	8	0:08:05.55	9	0:06:53.60	2	0:11:55.79	3	0:06:11.60	3		1:07:52.47	+0:02:21.17	
		CAN.1972.21899		0:09:57.37	3												
6	1025	PELEGRINA Oscar		0:23:59.20	3	0:07:55.52	6	0:07:17.70	7	0:13:08.90	6	0:06:29.43	6		1:09:42.67	+0:04:11.37	
				0:10:51.92	12												
7	1135	ADDARIO Chris		0:24:41.79	7	0:07:52.08	5	0:07:06.60	6	0:14:17.68	12	0:06:49.47	7		1:10:49.98	+0:05:18.68	
				0:10:02.36	5												
8	1074	TIESSEN Dale		0:25:49.25	13	0:08:11.90	11	0:07:55.35	13	0:14:03.50	10	0:06:55.12	8		1:13:46.68	+0:08:15.38	
				0:10:51.56	11												
9	1024	FACCIO Eze		0:25:53.99	14	0:08:25.06	12	0:08:36.02	16	0:13:30.03	8	0:07:43.50	13		1:15:21.79	+0:09:50.49	
		ARG.1979.22346		0:11:13.19	13												

Timing and results by SPORTident

created on 11.08.2019 16:59:05

9/15





CamelBak Canadian Open Enduro presented by Specialized

Whistler, Canada
10-11 August 2019



EWS 100 RESULTS

Pos	Plate	Name Team	Nat EWS number	Stage 1Q Stage 6	Pos Pos	Stage 2	Pos Pos	Stage 3	Pos Pos	Stage 4	Pos Pos	Stage 5	Pos Pos	Penalties	Time	Gap
EWS100 MEN Master 40+																
10	1137	CALAM Jeff	GBR.1978.22741	0:25:40.39 0:11:15.51	12 14	0:09:45.73	16	0:07:33.70	9	0:14:15.25	11	0:07:24.45	11		1:15:55.03	+0:10:23.73
11	1133	MARTINEZ GALLARDO Javier	MEX.1973.26154	0:28:56.70 0:10:38.50	17 8	0:08:06.42	10	0:07:39.90	10	0:13:12.89	7	0:07:23.44	10		1:15:57.85	+0:10:26.55
12	1139	DACOSTA Ed	USA.1976.24785	0:26:06.21 0:10:43.58	15 9	0:09:23.15	14	0:07:51.52	12	0:13:50.40	9	0:08:24.11	14		1:16:18.97	+0:10:47.67
13	1090	LUDDY Benjamin	USA.1979.26514	0:25:25.91 0:10:48.10	10 10	0:09:03.16	13	0:07:55.57	14	0:16:01.96	14	0:09:02.52	15		1:18:17.22	+0:12:45.92
14	1141	ALLEN Ricky	CAN.1970.26398	0:27:24.01 0:11:54.01	16 15	0:09:32.15	15	0:08:26.37	15	0:14:17.96	13	0:07:02.55	9		1:18:37.05	+0:13:05.75
15	1136	EGAN Jeff	CAN.1970.23176	0:25:37.59 0:10:17.31	11 7	0:07:59.45	7	0:07:50.90	11	0:32:59.72	16	0:07:36.97	12		1:32:21.94	+0:26:50.64
16	1142	KEEN Andrew	CAN.1970.23176	0:30:21.48 0:15:04.31	18 16	0:11:24.55	18	0:09:42.68	17	0:18:13.47	15	0:11:32.37	16		1:36:18.86	+0:30:47.56
DNF	1143	ARCHER Chris		0:24:35.66	6	0:08:04.33	8	0:07:05.97	4							
DNF	1091	MILLINGTON Scott	CAN.1976.26811	0:24:51.03	9	0:11:17.00	17									
DNF	1144	JOHNSON Matthew	USA.1978.25339	0:46:53.56	19	0:24:36.19	19									





CamelBak Canadian Open Enduro presented by Specialized

Whistler, Canada
10-11 August 2019



EWS 100 RESULTS

Pos	Plate	Name Team	Nat EWS number	Stage 1Q Stage 6	Pos Pos	Stage 2	Pos Pos	Stage 3	Pos Pos	Stage 4	Pos Pos	Stage 5	Pos Pos	Penalties	Time	Gap
EWS100 MEN Under 21																
1	1094	SANDERS Tristan		0:22:13.95 0:08:49.82	2 1	0:06:31.27	1	0:06:10.24	2	0:10:25.94	1	0:05:28.75	1		0:59:39.97	
2	1038	CLAYPOOL Travis		0:21:59.65 0:09:14.06	1 2	0:06:46.82	2	0:06:20.38	3	0:10:52.21	2	0:06:13.82	10		1:01:26.94	+0:01:46.97
3	1040	OLSEN Eric		0:22:48.96 0:09:31.53	3 6	0:06:55.45	3	0:06:04.65	1	0:11:45.75	7	0:05:34.77	2		1:02:41.11	+0:03:01.14
4	1044	KANS Bryce		0:23:44.39 0:09:24.88	9 3	0:07:08.07	4	0:07:16.08	13	0:11:16.83	4	0:05:42.11	3		1:04:32.36	+0:04:52.39
5	1095	BUMEN Cole		0:23:29.95 0:09:26.79	5 5	0:07:22.72	6	0:06:46.90	7	0:11:59.80	9	0:06:02.20	7		1:05:08.36	+0:05:28.39
6	1045	PALMER-LEGER Drew		0:23:31.54 0:09:26.72	6 4	0:07:45.12	13	0:06:33.39	4	0:11:48.90	8	0:06:11.90	9		1:05:17.57	+0:05:37.60
7	1036	HELLY Jeremy		0:23:53.36 0:09:51.21	11 7	0:07:13.89	5	0:06:56.18	9	0:11:38.45	6	0:05:52.50	5		1:05:25.59	+0:05:45.62
8	1106	KEEN Logan		0:24:45.13 0:09:58.69	15 8	0:07:42.22	10	0:07:04.13	10	0:12:06.85	10	0:06:10.61	8		1:07:47.63	+0:08:07.66
9	1046	STAFFORD Brayden		0:24:48.24 0:10:09.97	16 10	0:07:25.90	7	0:06:46.17	6	0:12:17.13	11	0:06:21.28	11		1:07:48.69	+0:08:08.72
10	1047	BUTLER-WOODHOUSE Sam		0:23:52.57 0:10:12.18	10 11	0:07:43.50	12	0:07:06.23	11	0:12:24.07	12	0:07:23.37	13		1:08:41.92	+0:09:01.95
11	1034	HLOBIL Patrik		0:24:31.16 0:10:16.99	14 12	0:07:38.95	8	0:06:39.72	5	0:10:56.84	3	0:05:45.33	4	0:03:00.00	1:08:48.99	+0:09:09.02





CamelBak Canadian Open Enduro presented by Specialized

Whistler, Canada
10-11 August 2019



EWS 100 RESULTS











Pos	Plate	Name Team	Nat EWS number	Stage 1Q Stage 6	Pos Pos	Stage 2	Pos Pos	Stage 3	Pos Pos	Stage 4	Pos Pos	Stage 5	Pos Pos	Penalties	Time	Gap
EWS100 MEN Under 21																
12	1035	CHEHAB Quentin		0:23:59.49 0:12:25.24	12 16	0:07:41.16	9	0:07:43.95	15	0:11:26.02	5	0:06:21.60	12		1:09:37.46	+0:09:57.49
13	1032	MUELLER Jerome		0:25:19.27 0:10:03.80	18 9	0:07:45.69	14	0:06:50.93	8	0:15:41.14	16	0:05:52.87	6		1:11:33.70	+0:11:53.73
14	1048	SWIGARD Shane		0:24:24.00 0:11:26.41	13 15	0:07:43.40	11	0:07:26.95	14	0:12:52.50	13	0:08:02.45	14		1:11:55.71	+0:12:15.74
15	1049	KIM Junho	 KOR.2001.24531	0:25:17.32 0:11:15.13	17 13	0:08:34.02	16	0:08:33.86	18	0:13:32.08	14	0:09:47.32	16		1:16:59.73	+0:17:19.76
16	1050	THOM Elwyn	 CAN.2002.25880	0:28:10.14 0:11:22.22	19 14	0:09:28.37	17	0:08:10.90	16	0:13:58.73	15	0:08:27.10	15		1:19:37.46	+0:19:57.49
DNF	1039	FIENE Cole	 USA.2000.25561	0:23:42.33	8	0:09:36.23	18	0:08:12.08	17	0:26:31.37	17					
DNF	1033	PAPKE Mark	 GER.2002.26072	0:23:36.15	7	0:07:58.25	15	0:07:07.43	12							
DNF	1043	WALKER Alex	 USA.2000.26553	0:22:49.40	4											
DNS	1042	FOGOLIN Reilly	 CAN.2001.27707													

EWS100 | WOMEN


1	1152	WAREHAM Keren		<u>0:24:09.44</u> <u>0:10:13.35</u>	<u>1</u> <u>1</u>	<u>0:07:53.52</u>	<u>1</u>	<u>0:07:15.02</u>	<u>1</u>	<u>0:12:20.10</u>	<u>1</u>	<u>0:06:36.48</u>	<u>1</u>		1:08:27.91	
2	1151	ABBOTT Cindy	 USA.1988.25769	0:24:44.50 0:10:35.60	2 2	0:08:58.37	5	0:07:28.15	2	0:12:52.12	2	0:06:42.42	2		1:11:21.16	+0:02:53.25









EWS 100 RESULTS

Pos	Plate	Name Team	Nat EWS number	Stage 1Q Stage 6	Pos Pos	Stage 2	Pos Pos	Stage 3	Pos Pos	Stage 4	Pos Pos	Stage 5	Pos Pos	Penalties	Time	Gap
EWS100 WOMEN																
3	1155	O'BRIEN Megan	 CAN.1990.23257	0:27:05.38 0:10:52.52	5 3	0:09:35.05	9	0:08:12.76	4	0:13:45.60	4	0:07:42.60	5		1:17:13.91	+0:08:46.00
4	1150	FLOYD Noelle	 CAN.1986.26097	0:26:44.22 0:11:59.64	3 8	0:08:45.77	3	0:08:47.77	8	0:13:35.80	3	0:07:55.68	6		1:17:48.88	+0:09:20.97
5	1159	PACAKOVA Misa	 CZE.1986.23548	0:26:55.40 0:11:38.04	4 6	0:09:11.40	7	0:08:28.16	7	0:14:32.39	7	0:07:42.23	4		1:18:27.62	+0:09:59.71
6	1156	VENNER Zanny	 CAN.1990.27969	0:28:12.10 0:11:09.51	8 4	0:09:09.20	6	0:08:01.78	3	0:14:25.75	6	0:07:57.36	8		1:18:55.70	+0:10:27.79
7	1153	COERS Phoebe	 NZL.1995.25332	0:27:07.00 0:11:59.38	6 7	0:08:46.20	4	0:08:26.58	6	0:15:46.75	8	0:08:41.25	9		1:20:47.16	+0:12:19.25
8	1158	EDWARDS Melanie	 CAN.1985.25832	0:27:15.25 0:12:57.55	7 9	0:09:29.73	8	0:08:59.73	9	0:16:46.33	9	0:07:57.25	7		1:23:25.84	+0:14:57.93
9	1154	POMERANTZ Celeste	 CAN.1995.26761	0:39:45.89 0:11:23.05	10 5	0:08:37.48	2	0:08:17.62	5	0:13:46.58	5	0:07:32.65	3		1:29:23.27	+0:20:55.36
DNF	1147	BRECHEISEN Millie	 FRA.1993.26026	0:28:18.06	9											
DNF	1160	SICK Clair	 USA.1985.22359													
DNS	1157	COOK Krista														

EWS100 | WOMEN | Master 35+

1	1164	PERROTT Jo	 NZL.1995.25332	0:26:59.28 0:11:32.72	1 2	0:08:59.95	1	0:08:38.00	2	0:13:21.07	1	0:07:23.32	1		1:16:54.34	
---	------	------------	--	--------------------------	--------	------------	---	------------	---	------------	---	------------	---	--	-------------------	--

EWS 100 RESULTS

Pos	Plate	Name Team	Nat EWS number	Stage 1Q Stage 6	Pos Pos	Stage 2	Pos Pos	Stage 3	Pos Pos	Stage 4	Pos Pos	Stage 5	Pos Pos	Penalties	Time	Gap
EWS100 WOMEN Master 35+																
2	1166	LAROUCHE Ingrid	 USA.1976.24583	0:28:42.02 <u>0:11:21.97</u>	3 1	0:09:21.52	2	<u>0:07:44.43</u>	1	0:14:05.44	2	0:07:55.72	2		1:19:11.10	+0:02:16.76
3	1163	SWANSON Jasmine	 CAN.1980.23514	0:28:39.09 0:12:13.33	2 3	0:10:53.17	3	0:09:15.72	3	0:15:49.73	3	0:08:50.43	3		1:25:41.47	+0:08:47.13
4	1165	SHOUBRIDGE Jessica	 CAN.1980.23514	0:30:39.64 0:15:35.58	4 4	0:13:38.58	4	0:10:15.93	4	0:17:17.19	4	0:09:55.99	4		1:37:22.91	+0:20:28.57
DNF	1145	BIRD Robyn	 USA.1981.25753	0:34:07.76	5	0:18:48.02	5									
EWS100 WOMEN Under 21																
1	1168	MURRAY Fiona	 AUS.1981.25753	<u>0:26:23.97</u> <u>0:12:29.83</u>	1 1	<u>0:08:25.72</u>	1	<u>0:07:58.80</u>	1	<u>0:13:23.89</u>	1	<u>0:07:03.55</u>	1		1:15:45.76	
2	1161	JENSEN Kaia	 USA.2000.26157	0:27:02.20 0:14:29.66	2 2	0:10:41.55	2	0:08:43.82	2	0:15:44.93	2	0:09:19.05	2		1:26:01.21	+0:10:15.45

EWS 100 RESULTS

Penalties details

Plate	Name	Penalty	Description	Location
1034	HLOBIL Patrik	00:03:00	Changed wheel	S1

Statistics

Entries / Nations	Finished	DNF	DSQ	DNS	Weather	Temperature	Distance	Elevation
155 / 18	120	29	0	6	Mostly Cloudy	15 °C	56 km	+1,396 m / -4,551 m

DNF: did not finish · DNS: did not start · DSQ: disqualified