


































RESULTS OVERALL

Pos	Plate	Name Team	Nat EWS number	Stage 1 Stage 6	Pos Pos	Stage 2	Pos Pos	Stage 3Q	Pos Pos	Stage 4	Pos Pos	Stage 5	Pos Pos	Penalties	Time	Gap
MEN																
1	7	RUDE Richie Yeti / Fox Shox Factory Team	 USA.1995.21739	0:05:01.39 0:03:36.58	1 1	0:04:25.98	5	0:08:09.65	1	0:02:44.85	4	0:02:11.20	1		0:26:09.65	
2	1	HILL Sam Chain Reaction Cycles Mavic	 AUS.1985.21775	0:05:09.13 0:03:37.52	3 2	0:04:18.90	1	0:08:15.05	3	0:02:38.32	1	0:02:11.54	2		0:26:10.46	+0:00:00.81
3	20	ROPELATO Mitch	 USA.1992.22734	0:05:12.24 0:03:45.85	7 11	0:04:21.20	2	0:08:13.00	2	0:02:43.05	3	0:02:14.87	3		0:26:30.21	+0:00:20.56
4	4	MAES Martin GT Factory Racing	 BEL.1997.21636	0:05:08.80 0:03:46.54	2 14	0:04:25.74	4	0:08:17.70	5	0:02:45.30	5	0:02:15.27	4		0:26:39.35	+0:00:29.70
5	9	MELAMED Jesse Rocky Mountain/Race Face Enduro Team	 CAN.1992.21596	0:05:11.90 0:03:45.09	6 8	0:04:29.06	7	0:08:24.67	8	0:02:49.51	20	0:02:15.85	5		0:26:56.08	+0:00:46.43
6	22	DAILLY Adrien Team Lapierre	 FRA.1996.21677	0:05:15.21 0:03:40.75	9 3	0:04:24.87	3	0:08:33.79	31	0:02:41.42	2	0:02:20.25	23		0:26:56.29	+0:00:46.64
7	44	KELLEY Cody	 USA.1994.21757	0:05:16.40 0:03:42.19	10 5	0:04:30.58	9	0:08:23.68	7	0:02:51.95	31	0:02:20.32	25		0:27:05.12	+0:00:55.47
8	21	MIQUEL Kevin	 FRA.1991.21704	0:05:13.15 0:03:57.73	8 45	0:04:27.47	6	0:08:17.38	4	0:02:47.33	12	0:02:22.69	37		0:27:05.75	+0:00:56.10
9	23	WALKER Matthew Pivot Factory Racing	 NZL.1990.21846	0:05:11.89 0:03:49.08	5 17	0:04:34.18	16	0:08:24.97	9	0:02:46.30	8	0:02:20.12	21		0:27:06.54	+0:00:56.89
10	51	VEZINA Mckay Giant Factory Off-Road Team	 CAN.1995.21632	0:05:16.77 0:03:41.76	11 4	0:04:33.85	13	0:08:27.70	12	0:02:48.17	16	0:02:21.92	34		0:27:10.17	+0:01:00.52
11	32	NEER Shawn Yeti / Fox Shox Factory Team	 USA.1991.21712	0:05:17.35 0:03:45.40	13 9	0:04:35.08	19	0:08:30.25	20	0:02:47.77	14	0:02:19.13	14		0:27:14.98	+0:01:05.33












RESULTS OVERALL

Pos	Plate	Name Team	Nat EWS number	Stage 1 Stage 6	Pos Pos	Stage 2	Pos Pos	Stage 3Q	Pos Pos	Stage 4	Pos Pos	Stage 5	Pos Pos	Penalties	Time	Gap
MEN																
12	12	GAUVIN Remi Rocky Mountain/Race Face Enduro Team	 CAN.1992.21624	0:05:20.06 0:03:46.53	16 13	0:04:32.92	12	0:08:29.92	18	0:02:50.60	25	0:02:19.37	15		0:27:19.40	+0:01:09.75
13	3	NICOLAI Florian Canyon Factory Racing	 FRA.1993.21749	0:05:20.96 0:03:44.25	20 6	0:04:35.60	21	0:08:29.90	17	0:02:51.35	28	0:02:18.99	13		0:27:21.05	+0:01:11.40
14	33	STUTTARD Mathew Giant Factory Off-Road Team	 GBR.1993.21661	0:05:19.15 0:03:46.11	14 12	0:04:37.50	28	0:08:28.90	14	0:02:52.27	33	0:02:18.55	8		0:27:22.48	+0:01:12.83
15	30	CARLSON Joshua Giant Factory Off-Road Team	 AUS.1986.21659	0:05:26.41 0:03:47.07	42 15	0:04:34.33	17	0:08:31.62	25	0:02:47.70	13	0:02:16.67	6		0:27:23.80	+0:01:14.15
16	14	JOHANSEN Zakarias Blom Cube Action Team	 SWE.1992.21863	0:05:22.85 0:03:45.47	29 10	0:04:38.14	31	0:08:30.42	22	0:02:46.05	6	0:02:21.28	28		0:27:24.21	+0:01:14.56
17	41	HEAP Elliott Chain Reaction Cycles Mavic	 GBR.1998.21783	0:05:17.04 0:03:52.27	12 31	0:04:30.68	10	0:08:34.80	36	0:02:50.47	22	0:02:18.95	12		0:27:24.21	+0:01:14.56
18	10	DENIAUD Youn Giant Factory Off-Road Team	 FRA.1996.22994	0:05:26.20 0:03:44.73	41 7	0:04:34.05	14	0:08:31.23	23	0:02:47.88	15	0:02:21.89	33		0:27:25.98	+0:01:16.33
19	25	JOHNSON Leigh Pole Enduro Race Team	 GBR.1996.22603	0:05:20.93 0:03:50.36	19 21	0:04:36.65	25	0:08:28.06	13	0:02:51.62	29	0:02:19.42	16		0:27:27.04	+0:01:17.39
20	5	TORDO Dimitri Canyon Factory Racing	 FRA.1993.21764	0:05:21.59 0:03:51.29	23 26	0:04:31.50	11	0:08:31.60	24	0:02:53.08	38	0:02:18.90	11		0:27:27.96	+0:01:18.31
21	34	TEXTOR Christian Trek Factory Racing	 GER.1990.22845	0:05:22.00 0:03:55.49	27 40	0:04:36.07	23	0:08:30.25	20	0:02:46.27	7	0:02:18.58	9		0:27:28.66	+0:01:19.01
22	31	BURNS CONTRERAS Pedro Trek Factory Racing	 CHI.1997.21729	0:05:22.02 0:03:48.65	28 16	0:04:41.51	42	0:08:29.98	19	0:02:49.09	19	0:02:20.27	24		0:27:31.52	+0:01:21.87












RESULTS OVERALL

Pos	Plate	Name Team	Nat EWS number	Stage 1 Stage 6	Pos Pos	Stage 2	Pos Pos	Stage 3Q	Pos Pos	Stage 4	Pos Pos	Stage 5	Pos Pos	Penalties	Time	Gap
MEN																
23	35	GARAY TAMAYO Iago Santa Cruz	 ESP.1991.21707	0:05:19.60 0:03:51.67	15 29	0:04:35.00	18	0:08:36.03	38	0:02:48.34	17	0:02:21.17	27		0:27:31.81	+0:01:22.16
24	13	WALLNER Robin Ibis Cycles Enduro Race Team	 SWE.1988.21594	0:05:20.40 0:03:53.75	17 34	0:04:35.12	20	0:08:35.69	37	0:02:47.30	9	0:02:20.12	21		0:27:32.38	+0:01:22.73
25	39	GALY Theo	 FRA.1990.21691	0:05:28.37 0:03:50.83	43 22	0:04:37.15	27	0:08:29.62	16	0:02:47.32	11	0:02:19.77	18		0:27:33.06	+0:01:23.41
26	52	MURRAY Charles BBCL NZ Arapi Enduro Team	 NZL.1996.22752	0:05:22.85 0:03:58.57	29 47	0:04:39.03	37	0:08:22.38	6	0:02:54.20	40	0:02:19.55	17		0:27:36.58	+0:01:26.93
27	63	MUDD Graeme	 AUS.1993.24835	0:05:21.60 0:03:49.30	24 18	0:04:38.90	36	0:08:33.08	29	0:02:52.80	35	0:02:21.86	30		0:27:37.54	+0:01:27.89
28	49	BOOKER Daniel	 AUS.1997.25378	0:05:23.45 0:03:54.27	32 36	0:04:38.65	34	0:08:26.94	11	0:02:52.20	32	0:02:23.12	39		0:27:38.63	+0:01:28.98
29	38	PIGEON Hugo	 FRA.1996.23507	0:05:21.78 0:03:52.36	25 32	0:04:34.08	15	0:08:36.43	40	0:02:58.16	51	0:02:18.85	10		0:27:41.66	+0:01:32.01
30	6	CALLAGHAN Greg Cube Action Team	 IRL.1991.21827	0:05:26.18 0:03:52.98	40 33	0:04:38.25	32	0:08:34.11	33	0:02:50.50	23	0:02:19.92	20		0:27:41.94	+0:01:32.29
31	36	OSBORNE Marco	 USA.1992.21762	0:05:26.10 0:03:51.17	39 25	0:04:38.53	33	0:08:34.37	35	0:02:53.57	39	0:02:19.85	19		0:27:43.59	+0:01:33.94
32	26	CHAPUIS Maxime Specialized Racing Team	 SUI.1994.22784	0:05:24.83 0:03:50.96	35 24	0:04:46.34	55	0:08:29.38	15	0:02:53.01	37	0:02:21.87	31		0:27:46.39	+0:01:36.74
33	24	LUCAS Cole BBCL NZ Arapi Enduro Team	 NZL.1998.23013	0:05:28.37 0:03:50.02	43 19	0:04:42.22	44	0:08:32.58	27	0:02:51.15	26	0:02:22.48	36		0:27:46.82	+0:01:37.17












RESULTS OVERALL

Pos	Plate	Name Team	Nat EWS number	Stage 1 Stage 6	Pos Pos	Stage 2	Pos Pos	Stage 3Q	Pos Pos	Stage 4	Pos Pos	Stage 5	Pos Pos	Penalties	Time	Gap
MEN																
34	50	NATION Joseph Pole Enduro Race Team	 NZL.1989.21670	0:05:25.50 0:03:53.90	37 35	0:04:40.26	39	0:08:32.68	28	0:02:57.07	45	0:02:22.27	35		0:27:51.68	+0:01:42.03
35	11	BORGES Jose Miranda Racing Team	 POR.1990.21669	0:05:28.85 0:04:05.57	46 60	0:04:37.62	30	0:08:37.65	42	0:02:47.31	10	0:02:21.87	31		0:27:58.87	+0:01:49.22
36	27	WILDHABER Gustav Cube Action Team	 SUI.1988.21848	0:05:21.12 0:03:56.27	22 43	0:04:36.42	24	0:08:34.35	34	0:02:56.90	44	0:02:34.54	70		0:27:59.60	+0:01:49.95
37	17	LAPEYRIE Thomas Orbea Enduro Team	 FRA.1990.21601	0:05:29.50 0:03:51.64	48 28	0:04:45.75	52	0:08:42.00	48	0:02:52.87	36	0:02:18.07	7		0:27:59.83	+0:01:50.18
38	53	CALLAGHAN Killian Specialized Racing Team	 IRL.1997.21769	0:05:25.25 0:03:57.06	36 44	0:04:44.33	49	0:08:36.05	39	0:02:55.07	42	0:02:23.14	40		0:28:00.90	+0:01:51.25
39	61	OSTROSKI Peter Rocky Mountain/Race Face Enduro Team	 USA.1989.21717	0:05:24.69 0:03:54.48	34 37	0:04:41.92	43	0:08:40.75	46	0:02:58.95	53	0:02:22.77	38		0:28:03.56	+0:01:53.91
40	29	MASTERS Wyn GT Factory Racing	 NZL.1987.21663	0:05:36.28 0:04:00.11	57 49	0:04:36.86	26	0:08:41.54	47	0:02:48.77	18	0:02:20.55	26		0:28:04.11	+0:01:54.46
41	64	BRON Kilian Intense Mavic Collective	 FRA.1991.21681	0:05:33.42 0:03:54.96	54 39	0:04:40.75	40	0:08:38.27	43	0:02:52.43	34	0:02:26.68	46		0:28:06.51	+0:01:56.86
42	37	VERNER Rhys Kona Factory Team	 CAN.1997.22407	0:05:22.87 0:03:55.70	31 41	0:04:47.94	58	0:08:38.90	45	0:02:54.75	41	0:02:28.63	50		0:28:08.79	+0:01:59.14
43	84	LANGE Carson	 USA.1994.23431	0:05:38.03 0:03:56.19	60 42	0:04:35.87	22	0:08:38.65	44	0:02:59.85	57	0:02:26.63	45		0:28:15.22	+0:02:05.57
44	62	DAVIS Jubal Yeti / Fox Shox Factory DEVO Race Team	 USA.1990.21737	0:05:32.33 0:03:50.83	52 22	0:04:45.25	51	0:08:43.05	50	0:02:57.10	46	0:02:26.97	47		0:28:15.53	+0:02:05.88












RESULTS OVERALL

Pos	Plate	Name Team	Nat EWS number	Stage 1 Stage 6	Pos Pos	Stage 2	Pos Pos	Stage 3Q	Pos Pos	Stage 4	Pos Pos	Stage 5	Pos Pos	Penalties	Time	Gap
MEN																
45	97	BOBBITT Russell	 USA.1986.24505	0:05:21.80 0:04:01.00	26 51	0:04:37.58	29	0:08:43.65	52	0:02:51.90	30	0:02:42.36	83		0:28:18.29	+0:02:08.64
46	40	GRANT Kelan Chain Reaction Cycles Mavic	 IRL.1993.21773	0:05:24.08 0:04:06.43	33 62	0:04:38.80	35	0:08:54.30	63	0:02:51.27	27	0:02:24.80	41		0:28:19.68	+0:02:10.03
47	45	JEANDEL Louis	 FRA.1998.22140	0:05:29.18 0:04:03.37	47 56	0:04:39.15	38	0:08:37.44	41	0:02:59.75	56	0:02:31.32	63		0:28:20.21	+0:02:10.56
48	79	TRAINER Myles	 USA.1992.22401	0:05:39.25 0:03:54.62	66 38	0:04:42.35	45	0:08:43.80	53	0:02:50.50	23	0:02:29.97	53		0:28:20.49	+0:02:10.84
49	68	KEENE Curtis	 USA.1979.21699	0:05:28.53 0:03:51.30	45 27	0:04:43.83	48	0:08:43.42	51	0:03:04.97	68	0:02:30.00	54		0:28:22.05	+0:02:12.40
50	42	PERSAK Vid Orbea Enduro Team	 SLO.1996.22810	0:05:31.15 0:03:59.73	50 48	0:04:44.33	49	0:08:48.20	55	0:02:57.77	49	0:02:25.45	42		0:28:26.63	+0:02:16.98
51	100	RATHKAMP Spencer	 USA.1994.25258	0:05:25.65 0:04:03.89	38 57	0:04:43.48	47	0:08:34.00	32	0:03:08.45	73	0:02:32.68	67		0:28:28.15	+0:02:18.50
52	104	LEE Michael	 USA.1988.23212	0:05:40.27 0:03:52.14	70 30	0:04:51.28	65	0:08:42.73	49	0:02:59.36	54	0:02:30.55	59		0:28:36.33	+0:02:26.68
53	55	MCMILLAN David	 AUS.1994.24437	0:05:38.14 0:04:06.01	61 61	0:04:49.98	60	0:08:55.73	66	0:02:58.00	50	0:02:26.62	44		0:28:54.48	+0:02:44.83
54	89	DEL BOSCO Christopher	 CAN.1982.23321	0:05:49.00 0:04:06.53	84 63	0:04:43.36	46	0:08:49.17	58	0:02:57.45	47	0:02:30.27	57		0:28:55.78	+0:02:46.13
55	54	SHAW Samuel BBCL NZ Arapi Enduro Team	 NZL.1992.22931	0:05:36.63 0:04:02.59	58 54	0:04:47.93	57	0:09:01.18	73	0:02:59.48	55	0:02:28.45	48		0:28:56.26	+0:02:46.61












RESULTS OVERALL

Pos	Plate	Name Team	Nat EWS number	Stage 1 Stage 6	Pos Pos	Stage 2	Pos	Stage 3Q	Pos	Stage 4	Pos	Stage 5	Pos	Penalties	Time	Gap
MEN																
56	46	TRABAC Elliot	 FRA.1996.21710	0:05:31.25 0:04:04.61	51 58	0:04:47.88	56	0:08:53.07	61	0:03:07.88	71	0:02:32.57	65		0:28:57.26	+0:02:47.61
57	72	SMITH Jimmy	 USA.1994.22251	0:05:39.91 0:03:58.10	68 46	0:04:50.35	62	0:08:54.47	64	0:03:04.94	67	0:02:30.26	56		0:28:58.03	+0:02:48.38
58	48	TORRALBA GARASA Gabriel Orbea Enduro Team	 ESP.1997.21633	0:05:34.37 0:04:08.83	56 67	0:04:55.48	71	0:08:50.05	59	0:03:01.15	60	0:02:30.99	61		0:29:00.87	+0:02:51.22
59	58	LEYEN Max	 CAN.1997.22927	0:05:38.19 0:04:03.04	62 55	0:04:50.27	61	0:08:48.30	56	0:03:04.58	65	0:02:37.15	76		0:29:01.53	+0:02:51.88
60	93	JOYE Cameron	 USA.1998.21721	0:05:41.30 0:04:00.99	71 50	0:04:52.18	66	0:08:51.33	60	0:03:06.20	69	0:02:32.33	64		0:29:04.33	+0:02:54.68
61	90	MCANDREW Alex	 USA.1990.22928	0:05:38.90 0:04:11.54	64 70	0:04:57.12	74	0:08:55.68	65	0:03:00.61	59	0:02:26.53	43		0:29:10.38	+0:03:00.73
62	101	MASTRANGELO Blake	 USA.1995.22794	0:05:39.44 0:04:02.40	67 53	0:04:55.06	70	0:08:53.65	62	0:03:03.97	64	0:02:37.84	79		0:29:12.36	+0:03:02.71
63	57	WOLFE Daniel	 IRL.1988.22250	0:05:44.47 0:04:10.02	76 68	0:04:58.78	78	0:08:56.94	67	0:03:01.23	62	0:02:29.90	52		0:29:21.34	+0:03:11.69
64	77	HLOWKO Alex	 GBR.1990.21357	0:05:38.82 0:04:07.67	63 65	0:04:54.30	68	0:09:10.03	80	0:03:02.90	63	0:02:33.82	68		0:29:27.54	+0:03:17.89
65	76	CODNER Mitchell	 AUS.1992.24605	0:05:46.90 0:04:12.82	82 73	0:04:54.77	69	0:08:57.52	69	0:03:04.73	66	0:02:32.62	66		0:29:29.36	+0:03:19.71
66	65	PUTZENLECHNER Leonhard	 GER.1993.22199	0:05:45.37 0:04:02.29	79 52	0:04:56.33	73	0:09:10.25	81	0:03:07.50	70	0:02:28.58	49		0:29:30.32	+0:03:20.67












RESULTS OVERALL

Pos	Plate	Name Team	Nat EWS number	Stage 1 Stage 6	Pos Pos	Stage 2	Pos Pos	Stage 3Q	Pos Pos	Stage 4	Pos Pos	Stage 5	Pos Pos	Penalties	Time	Gap
MEN																
67	82	LOMBARDI Matthew	 RSA.1997.25034	0:05:33.92 0:04:21.69	55 79	0:05:01.36	83	0:09:03.20	75	0:03:01.20	61	0:02:30.00	54		0:29:31.37	+0:03:21.72
68	92	HAYDEN Teddy	 USA.1998.25037	0:05:42.88 0:04:07.52	74 64	0:04:57.13	75	0:08:57.90	70	0:03:11.08	78	0:02:36.40	73		0:29:32.91	+0:03:23.26
69	103	GARDNER Ryan	 USA.1986.22410	0:05:44.34 0:04:05.33	75 59	0:04:59.20	79	0:08:58.36	71	0:03:11.69	80	0:02:34.24	69		0:29:33.16	+0:03:23.51
70	73	RAMOS BRETAS Andre Luiz	 BRA.1987.21622	0:05:46.68 0:04:14.11	80 75	0:05:01.20	82	0:09:06.00	77	0:03:08.97	74	0:02:34.88	71		0:29:51.84	+0:03:42.19
71	60	THEW Trevor	 CAN.1993.22191	0:05:40.10 0:04:10.53	69 69	0:04:55.67	72	0:09:19.27	85	0:03:10.17	77	0:02:38.60	80		0:29:54.34	+0:03:44.69
72	98	HOBBS Ben	 USA.1992.22537	0:05:32.90 0:04:08.10	53 66	0:04:51.22	64	0:08:57.00	68	0:02:58.80	52	0:03:29.32	87		0:29:57.34	+0:03:47.69
73	81	HABICHT David	 AUS.1990.25349	0:05:51.32 0:04:12.09	86 71	0:04:59.75	80	0:09:08.25	78	0:03:15.70	81	0:02:30.85	60		0:29:57.96	+0:03:48.31
74	95	PRICE Adam	 GBR.1990.24601	0:05:42.59 0:04:22.84	72 81	0:04:57.90	77	0:09:01.71	74	0:03:19.32	84	0:02:36.72	74		0:30:01.08	+0:03:51.43
75	66	MARFURT Silvan	 SUI.1988.22319	0:05:50.38 0:04:14.53	85 76	0:05:03.07	86	0:09:11.32	82	0:03:08.38	72	0:02:35.87	72		0:30:03.55	+0:03:53.90
76	67	CHIANG Dan Sheng-Shan	 TPE.1994.22315	0:05:52.68 0:04:15.62	87 77	0:04:53.95	67	0:09:12.93	83	0:03:22.15	85	0:02:37.04	75		0:30:14.37	+0:04:04.72
77	109	WILSON Calum	 GBR.1990.23499	0:05:54.78 0:04:25.27	88 83	0:05:01.55	84	0:09:05.94	76	0:03:09.65	75	0:02:39.77	81		0:30:16.96	+0:04:07.31











RESULTS OVERALL

Pos	Plate	Name Team	Nat EWS number	Stage 1 Stage 6	Pos Pos	Stage 2	Pos Pos	Stage 3Q	Pos Pos	Stage 4	Pos Pos	Stage 5	Pos Pos	Penalties	Time	Gap
MEN																
78	105	DINAPOLI Nick	 USA.1994.22782	0:05:48.20 0:04:46.75	83 86	0:05:00.28	81	0:09:01.05	72	0:03:11.39	79	0:02:29.74	51		0:30:17.41	+0:04:07.76
79	102	ZIETSMAN Martin	 RSA.1984.22399	0:05:46.89 0:04:12.18	81 72	0:05:04.85	87	0:09:20.23	86	0:03:16.40	82	0:02:37.46	77		0:30:18.01	+0:04:08.36
80	107	LETAK Petr	 CZE.1993.23009	0:05:56.80 0:04:13.82	92 74	0:05:24.97	93	0:09:13.53	84	0:03:10.02	76	0:02:31.17	62		0:30:30.31	+0:04:20.66
81	18	BUCHANAN Lewis Ibis Cycles Enduro Race Team	 GBR.1993.21608	0:05:20.97 0:03:50.18	21 20	0:04:40.82	41	0:08:31.75	26	0:02:49.53	21	0:02:21.50	29	0:03:00.00	0:30:34.75	+0:04:25.10
82	70	GALLAGHER Christopher	 GBR.1993.23014	0:05:56.43 0:04:16.73	90 78	0:05:11.82	89	0:09:27.10	87	0:03:18.02	83	0:02:37.70	78		0:30:47.80	+0:04:38.15
83	85	OLIVER Craig	 NZL.1995.23141	0:05:44.60 0:04:23.15	77 82	0:05:02.42	85	0:09:09.78	79	0:03:51.80	89	0:02:41.86	82		0:30:53.61	+0:04:43.96
84	96	GILLESPIE Kyle	 USA.1980.25670	0:06:05.27 0:04:25.48	93 84	0:05:17.25	90	0:09:29.30	88	0:03:22.58	86	0:02:46.02	84		0:31:25.90	+0:05:16.25
85	108	KRISTENSEN Joel	 AUS.1998.21469	0:06:17.72 0:04:22.39	94 80	0:05:19.35	91	0:09:33.35	90	0:03:31.72	87	0:02:46.12	85		0:31:50.65	+0:05:41.00
86	110	BROMANN Ben	 USA.1993.24485	0:06:20.72 0:04:40.47	95 85	0:05:23.20	92	0:09:55.04	92	0:03:33.80	88	0:02:52.08	86		0:32:45.31	+0:06:35.66
87	47	ABSALON Remy	 FRA.1984.21713	0:05:39.04 0:10:29.21	65 87	0:04:50.89	63	0:08:48.68	57	0:02:57.50	48	0:02:30.50	58		0:35:15.82	+0:09:06.17
DNF	88	RENWICK Todd	 USA.1995.24625	0:05:37.42	59	0:04:46.00	53	0:08:33.57	30	0:02:55.65	43					











RESULTS OVERALL

Pos	Plate	Name Team	Nat EWS number	Stage 1 Stage 6	Pos Pos	Stage 2	Pos Pos	Stage 3Q	Pos Pos	Stage 4	Pos Pos	Stage 5	Pos Pos	Penalties	Time	Gap
DNF	69	GEANKOPLIS Evan	 USA.1991.25163	0:05:20.47	18	0:04:30.25	8	0:08:25.97	10	0:03:00.00	58					
DNF	80	ROBBINS Adam	 CAN.1998.22150	0:05:56.62	91	0:05:11.62	88	0:09:32.60	89	0:06:13.95	90					
DNF	28	WRIGHT Keegan Unior Devinci Factory Racing	 NZL.1996.21734	0:05:30.48	49	0:04:46.12	54	0:08:48.12	54							
DNF	99	STRINGFELLOW David	 USA.1998.22742	0:05:55.33	89	0:04:49.87	59	0:09:41.61	91							
DNF	71	POWELL Seamus	 USA.1990.22377	0:05:45.33	78	0:04:57.75	76									
DNF	106	CLAYTON Steve	 USA.1995.24535	0:06:47.98	96	0:05:27.48	94									
DNF	74	OVALLE VERGARA Antonio	 CHI.1991.22485	0:05:42.74	73	0:11:26.90	95									
DNF	15	MASTERS Edward Pivot Factory Racing	 NZL.1989.22590	0:05:11.38	4											
DNF	59	KOEN Matthew	 USA.1998.22470	0:06:55.92	97											
DNF	43	SELF Daniel	 NZL.1998.21834	0:09:56.43	98											
DNS	94	GREGORY Bryan	 CAN.1995.21604													












RESULTS OVERALL

Pos	Plate	Name Team	Nat EWS number	Stage 1 Stage 6	Pos Pos	Stage 2	Pos Pos	Stage 3Q	Pos Pos	Stage 4	Pos Pos	Stage 5	Pos Pos	Penalties	Time	Gap
MEN																
DNS	83	COUNTRYMAN Scott	 USA.1992.22411													
MEN Master 40+																
1	701	AMOUR Karim Miranda Racing Team	 FRA.1975.21696	0:05:33.38 0:04:00.15	2 3	<u>0:04:36.97</u>	1	0:08:48.30	2	0:03:01.53	2	0:02:32.27	2		0:28:32.60	
2	702	RAVANEL Cedric Commencal Vallnord Enduro Racing Team	 FRA.1978.21894	<u>0:05:32.28</u> 0:03:59.63	1 2	0:04:53.05	3	<u>0:08:47.70</u>	1	<u>0:02:53.97</u>	1	<u>0:02:26.43</u>	1		0:28:33.06	+0:00:00.46
3	708	KABUSH Geoff	 CAN.1977.26516	0:05:40.49 <u>0:03:54.93</u>	3 1	0:05:00.07	4	0:08:56.82	3	0:03:04.37	3	0:02:34.44	3		0:29:11.12	+0:00:38.52
4	716	KRENICKI Dan	 USA.1978.24390	0:05:49.40 0:04:04.50	4 4	0:04:45.46	2	0:09:02.02	4	0:03:08.25	4	0:02:35.52	4		0:29:25.15	+0:00:52.55
5	704	PAGE Nigel Chain Reaction Cycles Mavic	 GBR.1972.23282	0:06:01.16 0:04:19.66	6 6	0:05:04.38	5	0:09:16.89	5	0:03:17.30	5	0:02:40.42	5		0:30:39.81	+0:02:07.21
6	715	BUTLER Brian	 USA.1977.23603	0:06:05.93 0:04:18.23	7 5	0:05:11.65	8	0:09:27.87	6	0:03:31.87	10	0:02:45.67	7		0:31:21.22	+0:02:48.62
7	711	GREENWOOD Daniel	 GBR.1975.22552	0:05:56.17 0:04:32.72	5 9	0:05:21.82	9	0:09:36.57	9	0:03:19.87	6	0:02:50.67	9		0:31:37.82	+0:03:05.22
8	710	BRANSTON Cain	 AUS.1977.25248	0:06:26.85 0:04:35.53	11 10	0:05:25.33	11	0:09:33.38	7	0:03:23.65	7	0:03:01.32	13		0:32:26.06	+0:03:53.46
9	717	BODAY Alex	 USA.1975.24957	0:06:33.15 0:04:30.88	12 8	0:05:07.32	6	0:09:56.93	11	0:03:27.58	9	0:02:50.30	8		0:32:26.16	+0:03:53.56












RESULTS OVERALL

Pos	Plate	Name Team	Nat EWS number	Stage 1 Stage 6	Pos Pos	Stage 2	Pos Pos	Stage 3Q	Pos Pos	Stage 4	Pos Pos	Stage 5	Pos Pos	Penalties	Time	Gap
MEN Master 40+																
10	714	STERCKX Ronny	 CAN.1979.22632	0:06:14.55 0:04:37.32	9 11	0:05:24.20	10	0:09:39.44	10	0:03:41.51	12	0:02:55.80	10		0:32:32.82	+0:04:00.22
11	703	BRODERICK Michael	 USA.1973.22376	0:06:14.37 0:04:30.69	8 7	0:05:10.35	7	0:09:35.49	8	0:03:23.82	8	0:02:45.56	6	0:01:00.00	0:32:40.28	+0:04:07.68
12	705	G.T. CLYNE Michael	 GBR.1978.25027	0:06:21.90 0:04:42.00	10 12	0:05:28.59	12	0:10:02.36	12	0:03:44.37	13	0:02:57.47	11		0:33:16.69	+0:04:44.09
13	712	PAJMA Martin	 CZE.1977.22282	0:06:35.67 0:04:54.83	13 13	0:05:37.18	13	0:10:26.87	13	0:03:40.34	11	0:02:59.09	12		0:34:13.98	+0:05:41.38
DNF	709	STERNBERG Lars	 USA.1977.25624	0:06:57.34	14											
DNS	713	ROGERS Deane	 AUS.1976.25267													
DNS	718	THOMAS Mikey	 USA.1978.24564													
MEN Under 21																
1	401	VIDAL Antoine Commencal Vallnord Enduro Racing Team	 FRA.2001.25035	0:05:17.82 0:03:49.22	1 5	0:04:33.92	2	0:08:24.95	2	0:02:43.12	1	0:02:16.50	1		0:27:05.53	
2	407	NASON Duncan	 USA.1999.21709	0:05:20.22 0:03:46.60	2 3	0:04:26.32	1	0:08:22.32	1	0:02:53.94	3	0:02:21.85	5		0:27:11.25	+0:00:05.72
3	410	WOOLLEY Kasper	 CAN.1999.21348	0:05:24.78 0:03:44.64	4 1	0:04:34.60	3	0:08:37.20	5	0:02:56.32	7	0:02:16.62	2		0:27:34.16	+0:00:28.63











RESULTS OVERALL

Pos	Plate	Name Team	Nat EWS number	Stage 1 Stage 6	Pos Pos	Stage 2	Pos Pos	Stage 3Q	Pos Pos	Stage 4	Pos Pos	Stage 5	Pos Pos	Penalties	Time	Gap
MEN Under 21																
4	402	STONE Brady	 NZL.2000.23119	0:05:24.88 0:03:51.26	5 6	0:04:40.80	7	0:08:38.32	6	0:02:53.12	2	0:02:20.82	3		0:27:49.20	+0:00:43.67
5	427	CHAPIN Aiden	 USA.2002.25700	0:05:24.72 0:03:51.58	3 7	0:04:39.42	5	0:08:56.47	19	0:02:54.07	4	0:02:24.14	6		0:28:10.40	+0:01:04.87
6	403	AGURTO GALLEGUILLOS Felipe Ignacio	 CHI.2000.22474	0:05:38.13 0:03:53.89	14 10	0:04:44.18	13	0:08:46.00	13	0:02:55.52	6	0:02:21.40	4		0:28:19.12	+0:01:13.59
7	426	REECE Quinn Yeti / Fox Shox Factory DEVO Race Team	 USA.2000.23029	0:05:33.10 0:03:52.24	9 8	0:04:42.07	9	0:08:49.80	15	0:02:58.32	9	0:02:25.15	8		0:28:20.68	+0:01:15.15
8	418	SEDLAK Max	 USA.2000.22259	0:05:39.20 0:03:54.14	17 11	0:04:41.75	8	0:08:44.13	9	0:03:01.88	13	0:02:25.05	7		0:28:26.15	+0:01:20.62
9	405	CAMOIN Francescu Specialized Racing Team	 FRA.2001.23545	0:05:37.86 0:03:58.27	13 13	0:04:44.50	14	0:08:44.35	11	0:02:54.41	5	0:02:26.88	11		0:28:26.27	+0:01:20.74
10	412	MENZIES Jack	 CAN.2001.22519	0:05:28.32 0:04:00.85	7 15	0:04:51.85	22	0:08:44.31	10	0:02:59.71	10	0:02:26.62	10		0:28:31.66	+0:01:26.13
11	429	CLAYPOOL Travis	 USA.2000.22940	0:05:43.89 0:04:02.95	21 17	0:04:54.90	24	0:08:35.28	4	0:02:57.95	8	0:02:26.21	9		0:28:41.18	+0:01:35.65
12	414	BEAN Nicolas	 USA.1999.22730	0:05:34.08 0:03:53.26	10 9	0:04:54.25	23	0:08:57.13	21	0:03:01.57	12	0:02:28.52	15		0:28:48.81	+0:01:43.28
13	409	RICHARDSON John BBCL NZ Arapi Enduro Team	 NZL.1999.22929	0:05:46.67 0:04:00.02	24 14	0:04:43.78	11	0:08:52.05	16	0:03:05.57	19	0:02:27.75	14		0:28:55.84	+0:01:50.31
14	416	WALSH Sam	 AUS.2000.24527	0:05:41.53 0:04:07.05	20 19	0:04:43.17	10	0:08:58.38	23	0:03:00.21	11	0:02:27.70	12		0:28:58.04	+0:01:52.51












RESULTS OVERALL

Pos	Plate	Name Team	Nat EWS number	Stage 1 Stage 6	Pos Pos	Stage 2	Pos Pos	Stage 3Q	Pos Pos	Stage 4	Pos Pos	Stage 5	Pos Pos	Penalties	Time	Gap
MEN Under 21																
15	417	SZAYNA Erik	 USA.1999.21615	0:05:38.44 0:04:17.22	15 21	0:04:45.69	17	0:08:47.79	14	0:03:04.92	16	0:02:34.25	20		0:29:08.31	+0:02:02.78
16	415	SHARMAN Fletcher	 NZL.1999.23132	0:05:44.34 0:04:06.46	22 18	0:04:50.42	20	0:08:45.61	12	0:03:05.16	17	0:02:38.54	23		0:29:10.53	+0:02:05.00
17	430	WEYMAN Tyler	 USA.1999.22306	0:05:38.67 0:03:47.63	16 4	0:04:43.90	12	0:08:40.37	8	0:03:05.27	18	0:02:27.72	13	0:01:00.00	0:29:23.56	+0:02:18.03
18	419	STERCKX Nathan	 CAN.2001.22631	0:05:59.02 0:04:02.44	28 16	0:04:57.33	25	0:08:56.72	20	0:03:08.22	20	0:02:30.05	16		0:29:33.78	+0:02:28.25
19	431	LANTZ Talus	 USA.2000.24971	0:05:40.45 0:04:11.78	19 20	0:04:57.97	26	0:09:02.93	24	0:03:12.71	24	0:02:31.05	18		0:29:36.89	+0:02:31.36
20	428	MORGAN Myles	 USA.2001.24399	0:05:34.35 0:03:54.17	11 12	0:04:40.65	6	0:09:54.60	29	0:03:11.60	22	0:02:38.45	22		0:29:53.82	+0:02:48.29
21	420	SEDIVY Damon	 USA.1999.24610	0:05:47.30 0:04:38.24	25 24	0:05:02.60	29	0:08:58.35	22	0:03:04.02	15	0:02:36.40	21		0:30:06.91	+0:03:01.38
22	406	KYME Roland	 AUS.2000.24650	0:05:40.20 0:05:09.36	18 25	0:04:44.70	15	0:09:09.95	25	0:03:01.89	14	0:02:30.78	17		0:30:16.88	+0:03:11.35
23	421	PESTAK Martin	 CZE.2000.22245	0:05:56.67 0:04:20.69	27 22	0:05:01.30	28	0:09:18.92	27	0:03:16.27	26	0:02:46.80	24		0:30:40.65	+0:03:35.12
24	432	PAREDES MORENO Jose Pablo	 CHI.2001.23001	0:06:01.75 0:04:30.65	29 23	0:04:58.55	27	0:09:20.62	28	0:03:16.22	25	0:03:12.46	25		0:31:20.25	+0:04:14.72
25	424	BOLDI Trevor	 USA.1999.26780	0:05:46.50 0:03:45.07	23 2	0:04:50.04	19	0:08:40.30	7	0:03:12.53	23	0:02:33.38	19	0:05:00.00	0:33:47.82	+0:06:42.29












RESULTS OVERALL

Pos	Plate	Name Team	Nat EWS number	Stage 1 Stage 6	Pos	Stage 2 Pos	Pos	Stage 3Q	Pos	Stage 4	Pos	Stage 5	Pos	Penalties	Time	Gap
MEN Under 21																
DNF	425	SERRA Paul	 FRA.2000.21708	0:05:37.40	12	0:04:47.42	18	0:08:53.65	17	0:03:10.23	21	0:06:11.75	26			
DNF	413	WALL Evan	 CAN.1999.23531	0:05:26.15	6	0:04:45.20	16	0:08:33.72	3	0:03:42.39	27					
DNF	423	ROGERS Grant	 USA.1999.23484	0:06:13.87	30	0:05:07.73	30	0:09:17.41	26	0:04:26.54	28					
DNF	404	LADEIRA Tiago Miranda Racing Team	 POR.2000.30395	0:05:28.62	8	0:04:37.19	4	0:08:55.10	18							
DNF	411	TOOKE Jacob	 CAN.1999.22078	0:05:50.55	26	0:04:51.42	21									
DNF	433	MARIN Victor	 MEX.2000.24997	0:06:19.85	31	0:05:34.90	31							0:05:00.00		
DNS	422	BUCHANAN Brayden	 USA.1999.21903													
WOMEN																
1	2	COURDURIER Isabeau Intense Mavic Collective	 FRA.1994.21731	<u>0:05:57.23</u> 0:04:16.69	<u>1</u> 2	<u>0:05:04.25</u> 2	<u>1</u>	0:09:24.55	2	<u>0:03:15.00</u>	<u>1</u>	0:02:39.90	2		0:30:37.62	
2	4	KOREM Noga GT Factory Racing	 ISR.1991.21660	0:06:06.42 0:04:21.31	2 4	0:05:06.05 4	2	<u>0:09:22.53</u>	<u>1</u>	0:03:18.30	2	0:02:42.28	3		0:30:56.89	+0:00:19.27
3	302	LANTHIER NADEAU Andreane Rocky Mountain/Race Face Enduro Team	 CAN.1993.21609	0:06:14.05 0:04:18.76	6 3	0:05:10.45 3	3	0:09:25.91	3	0:03:18.43	3	<u>0:02:38.25</u>	<u>1</u>		0:31:05.85	+0:00:28.23










RESULTS OVERALL

Pos	Plate	Name Team	Nat EWS number	Stage 1 Stage 6	Pos Pos	Stage 2	Pos Pos	Stage 3Q	Pos Pos	Stage 4	Pos Pos	Stage 5	Pos Pos	Penalties	Time	Gap
WOMEN																
4	7	THOMA Ines Canyon Factory Racing	 GER.1989.21750	0:06:12.58 0:04:30.84	4 10	0:05:16.00	5	0:09:34.05	4	0:03:25.62	5	0:02:48.17	6		0:31:47.26	+0:01:09.64
5	3	WINTON Katy Trek Factory Racing	 GBR.1993.21730	0:06:12.00 0:04:27.22	3 5	0:05:25.20	11	0:09:42.40	7	0:03:30.56	11	0:02:48.25	7		0:32:05.63	+0:01:28.01
6	301	CHARRE Morgane	 FRA.1990.21958	0:06:15.97 0:04:31.45	8 11	0:05:14.35	4	0:09:40.32	6	0:03:49.34	24	0:02:47.69	4		0:32:19.12	+0:01:41.50
7	318	MORRISON Amy	 USA.1989.22252	0:06:31.95 <u>0:04:16.47</u>	15 <u>1</u>	0:05:19.75	7	0:09:36.02	5	0:03:30.22	9	0:03:08.64	23		0:32:23.05	+0:01:45.43
8	6	COOK Becky Orbea Enduro Team	 GBR.1986.21664	0:06:34.07 0:04:27.57	16 6	0:05:23.02	8	0:09:47.97	10	0:03:23.95	4	0:02:49.25	9		0:32:25.83	+0:01:48.21
9	303	MILLER Miranda Kona Factory Team	 CAN.1990.21687	0:06:13.27 0:04:32.40	5 13	0:05:24.12	10	0:09:53.07	11	0:03:33.95	13	0:02:49.71	11		0:32:26.52	+0:01:48.90
10	8	GEHRIG Anita Norco Twins Racing	 SUI.1987.21718	0:06:22.11 0:04:29.35	10 9	0:05:28.52	16	0:09:47.31	9	0:03:30.45	10	0:02:53.07	13		0:32:30.81	+0:01:53.19
11	304	MORRISON Rae BBCL NZ Arapi Enduro Team	 NZL.1989.21630	0:06:23.88 0:04:28.43	11 8	0:05:23.92	9	0:09:54.04	14	0:03:31.35	12	0:02:49.92	12		0:32:31.54	+0:01:53.92
12	316	HAMILTON Clare	 USA.1996.22372	0:06:26.81 0:04:37.92	13 16	0:05:27.85	14	0:09:59.30	18	0:03:29.36	8	0:02:47.73	5		0:32:48.97	+0:02:11.35
13	307	GALLEAN Chloe Team Lapierre	 FRA.1994.21676	0:06:36.18 0:04:28.10	17 7	0:05:27.50	13	0:10:08.38	20	0:03:29.25	7	0:02:48.60	8		0:32:58.01	+0:02:20.39
14	5	BARONA Bex Ibis Cycles Enduro Race Team	 GBR.1993.21715	0:06:26.43 0:04:32.03	12 12	0:05:28.07	15	0:09:54.50	15	0:03:51.63	25	0:02:49.40	10		0:33:02.06	+0:02:24.44


RESULTS OVERALL

Pos	Plate	Name Team	Nat EWS number	Stage 1 Stage 6	Pos Pos	Stage 2	Pos Pos	Stage 3Q	Pos Pos	Stage 4	Pos Pos	Stage 5	Pos Pos	Penalties	Time	Gap
WOMEN																
15	10	GEHRIG Carolin Norco Twins Racing	 SUI.1987.21665	0:06:20.59 0:04:47.89	9 24	0:05:26.50	12	0:09:53.60	12	0:03:35.91	14	0:02:59.55	16		0:33:04.04	+0:02:26.42
16	9	ESPINEIRA HERREROS Florenia	 CHI.1992.22941	0:06:30.92 0:04:39.59	14 17	0:05:32.13	19	0:10:05.35	19	0:03:36.27	15	0:02:59.34	15		0:33:23.60	+0:02:45.98
17	308	BERGEMANN Hannah Kona Factory Team	 USA.1996.22405	0:06:40.42 0:04:42.58	18 20	0:05:34.43	21	0:10:11.47	22	0:03:28.73	6	0:02:57.51	14		0:33:35.14	+0:02:57.52
18	320	WESTERMANN Lia	 USA.1998.22981	0:06:57.93 0:04:33.31	27 14	0:05:32.10	18	0:09:53.99	13	0:03:57.03	26	0:03:07.02	21		0:34:01.38	+0:03:23.76
19	305	WIEDENROTH Sofia Cube Action Team	 GER.1995.24544	0:06:45.95 0:04:44.66	20 21	0:05:40.12	24	0:10:17.22	24	0:03:47.62	22	0:02:59.57	17		0:34:15.14	+0:03:37.52
20	322	NASH Katerina	 CZE.1977.26517	0:06:50.36 0:04:48.16	23 25	0:05:39.09	23	0:10:09.55	21	0:03:44.73	20	0:03:05.15	20		0:34:17.04	+0:03:39.42
21	317	PAVON Alexandra	 USA.1994.22371	0:07:03.49 0:04:41.47	30 18	0:05:32.29	20	0:10:22.40	26	0:03:38.75	16	0:03:00.10	19		0:34:18.50	+0:03:40.88
22	306	DUVERT Julie Ibis Cycles Enduro Race Team	 FRA.1996.21719	0:06:53.92 0:04:41.47	25 18	0:05:31.53	17	0:10:24.46	28	0:03:48.73	23	0:02:59.65	18		0:34:19.76	+0:03:42.14
23	325	LEGGETT Alicia	 USA.1995.22397	0:06:53.84 0:04:58.35	24 29	0:05:37.52	22	0:09:56.06	16	0:03:46.65	21	0:03:24.70	27		0:34:37.12	+0:03:59.50
24	327	SULLIVAN Anna	 CAN.1986.24777	0:07:06.07 0:04:36.49	31 15	0:05:45.45	26	0:09:56.65	17	0:03:43.60	18	0:03:35.92	30		0:34:44.18	+0:04:06.56
25	309	GILL Martha	 GBR.1997.22469	0:06:48.52 0:04:56.11	21 27	0:05:48.66	28	0:10:21.96	25	0:03:42.98	17	0:03:15.53	25		0:34:53.76	+0:04:16.14











RESULTS OVERALL

Pos	Plate	Name Team	Nat EWS number	Stage 1 Stage 6	Pos	Stage 2 Pos	Pos	Stage 3Q	Pos	Stage 4	Pos	Stage 5	Pos	Penalties	Time	Gap
WOMEN																
26	310	TAYLOR Chloe	 GBR.1998.23462	0:06:45.84 0:04:56.53	19	0:05:43.54 28	25	0:10:30.63	29	0:03:44.22	19	0:03:18.60	26		0:34:59.36	+0:04:21.74
27	324	NESTLEROVA Fejola Stepanka	 CZE.1985.21761	0:06:56.75 0:04:47.85	26	0:05:47.10 23	27	0:10:13.50	23	0:04:13.15	28	0:03:07.23	22		0:35:05.58	+0:04:27.96
28	315	MURDOCK Porsha	 USA.1991.22373	0:06:48.93 0:04:46.49	22	0:06:05.21 22	31	0:10:32.94	30	0:04:13.43	29	0:03:10.92	24		0:35:37.92	+0:05:00.30
29	329	GARDNER Becky	 USA.1988.23592	0:06:58.32 0:04:52.64	28	0:06:00.87 26	30	0:10:23.73	27	0:04:01.90	27	0:03:25.85	28		0:35:43.31	+0:05:05.69
30	323	NEWELL Melissa	 NZL.1979.21458	0:06:59.60 0:05:09.51	29	0:05:55.32 30	29	0:10:39.30	31	0:04:30.12	30	0:03:26.88	29		0:36:40.73	+0:06:03.11
31	328	LAWTON Abigale	 GBR.1998.22765	0:07:26.28 0:05:30.35	32	0:06:13.12 31	32	0:10:51.18	32	0:04:48.35	31	0:03:42.32	31		0:38:31.60	+0:07:53.98
DNF	314	MAKGILL Jennifer	 NZL.1986.25261	0:06:15.95	7	0:05:18.48	6	0:09:43.62	8							
DNS	312	SLACO Emily	 CAN.1983.24647													
DNS	321	STRAIT Rachel	 USA.1988.22290													

WOMEN | Master 35+

1	602	WUNDERLIN Alba	 SUI.1984.23104	<u>0:06:33.62</u> <u>0:04:57.25</u>	<u>1</u>	<u>0:05:38.71</u> <u>1</u>	<u>1</u>	0:11:50.92	5	<u>0:03:46.23</u>	<u>1</u>	<u>0:03:10.22</u>	<u>1</u>	0:01:00.00	0:36:56.95	
---	-----	----------------	---	--	----------	-------------------------------	----------	------------	---	-------------------	----------	-------------------	----------	------------	-------------------	--

RESULTS OVERALL




Pos	Plate	Name Team	Nat EWS number	Stage 1 Stage 6	Pos Pos	Stage 2	Pos Pos	Stage 3Q	Pos Pos	Stage 4	Pos Pos	Stage 5	Pos Pos	Penalties	Time	Gap
WOMEN Master 35+																
2	607	THOMAS Tasha	 USA.1978.25875	0:07:28.03 0:04:58.98	2 2	0:06:06.59	2	<u>0:11:06.55</u>	1	0:04:31.95	2	0:03:34.71	2		0:37:46.81	+0:00:49.86
3	605	PROPST Amanda	 USA.1984.21892	0:08:04.48 0:05:33.50	6 3	0:06:46.96	6	0:11:39.63	4	0:04:40.87	3	0:03:44.04	3		0:40:29.48	+0:03:32.53
4	603	MCCONNELOUG Mary	 USA.1971.22390	0:07:28.53 0:05:45.77	3 6	0:06:32.37	4	0:11:57.34	6	0:04:45.23	4	0:04:28.02	5		0:40:57.26	+0:04:00.31
5	606	KANAYAN Heidi	 USA.1982.24737	0:07:38.75 0:05:37.66	4 5	0:06:10.50	3	0:11:26.34	2	0:05:17.43	5	0:04:52.40	6		0:41:03.08	+0:04:06.13
6	604	GANE Michelle	 AUS.1978.23453	0:07:55.95 0:05:34.46	5 4	0:06:36.18	5	0:11:38.98	3	0:05:24.72	6	0:04:07.95	4		0:41:18.24	+0:04:21.29
WOMEN Under 21																
1	501	SCHICK Lucy	 CAN.2000.23447	<u>0:06:33.03</u> 0:04:38.68	1 3	0:05:33.95	2	<u>0:10:01.37</u>	1	0:03:54.90	4	<u>0:02:57.82</u>	1		0:33:39.75	
2	504	NAUGHTON Isabella	 USA.2000.24733	0:06:49.42 <u>0:04:36.69</u>	4 1	<u>0:05:25.45</u>	1	0:10:04.67	3	0:03:52.50	2	0:03:04.59	3		0:33:53.32	+0:00:13.57
3	506	BINGHAM Lauren Yeti / Fox Shox Factory DEVO Race Team	 USA.2002.25005	0:06:46.77 0:04:37.60	3 2	0:05:47.42	4	0:10:01.50	2	0:04:02.46	5	0:03:10.55	5		0:34:26.30	+0:00:46.55
4	507	GALLO FUENTES Paz	 CHI.2002.30413	0:06:42.88 0:04:46.15	2 5	0:05:34.50	3	0:10:40.07	7	<u>0:03:46.58</u>	1	0:03:02.68	2		0:34:32.86	+0:00:53.11
5	502	MAUNSELL Leah	 IRL.1999.22382	0:06:49.64 0:05:02.85	5 7	0:06:01.43	7	0:10:31.62	6	0:03:53.33	3	0:03:11.37	6		0:35:30.24	+0:01:50.49

EWS Northstar California

Northstar, California, USA
24-25 August 2019



RESULTS OVERALL

Pos	Plate	Name Team	Nat EWS number	Stage 1 Stage 6	Pos Pos	Stage 2	Pos	Stage 3Q	Pos	Stage 4	Pos	Stage 5	Pos	Penalties	Time	Gap
WOMEN Under 21																
6	508	FILLAT Syra	 USA.1999.25113	0:06:56.70 0:04:45.21	6 4	0:05:51.32	5	0:10:31.30	5	0:04:31.90	8	0:03:23.04	7		0:35:59.47	+0:02:19.72
7	505	LONG Julia	 CAN.1999.22029	0:07:15.54 0:04:57.99	8 6	0:06:05.12	8	0:10:30.80	4	0:04:07.35	6	0:03:10.16	4		0:36:06.96	+0:02:27.21
8	503	HARRIS Fenella	 AUS.2002.25334	0:07:01.27 0:05:13.46	7 8	0:05:53.10	6	0:10:55.69	8	0:04:16.08	7	0:03:26.15	8		0:36:45.75	+0:03:06.00

RESULTS OVERALL

Penalties details

Plate	Name	Penalty	Description	Location
18	BUCHANAN Lewis	00:03:00	Changed wheel	
424	BOLDI Trevor	00:05:00	Late at check point	S6 Start
430	WEYMAN Tyler	00:01:00	Late at check point	S2 Start
433	MARIN Victor	00:05:00	Late at check point	S1 Start
602	WUNDERLIN Alba	00:01:00	Outside assistance	S3 Finish
703	BRODERICK Michael	00:01:00	Late at check point	Rollout Day 1

Statistics

Entries / Nations	Finished	DNF	DSQ	DNS	Weather	Temperature	Distance	Elevation
196 / 21	170	19	0	7	Sunny	27 °C / 80 °F	39.81 km	+234 m / -2,067 m

DNF: did not finish · DNS: did not start · DSQ: disqualified