


































EWS 100 RESULTS

Pos	Plate	Name Team	Nat EWS number	Stage 1 Stage 6	Pos Pos	Stage 2	Pos Pos	Stage 3Q	Pos Pos	Stage 4	Pos Pos	Stage 5	Pos Pos	Penalties	Time	Gap
EWS100 MEN																
1	1001	KNISS Warren		0:05:24.54 0:03:52.09	1 1	0:04:37.62	1	0:08:41.44	1	0:03:01.55	1	0:02:28.57	1		0:28:05.81	
2	1129	HENDERSON Connor		0:05:54.87 0:04:06.35	11 6	0:04:43.19	2	0:08:53.23	2	0:03:06.33	8	0:02:31.99	3		0:29:15.96	+0:01:10.15
3	1039	STORZ Eric	 USA.1992.26558	0:05:50.48 0:04:02.77	9 4	0:04:55.92	6	0:08:57.03	3	0:03:04.52	4	0:02:31.40	2		0:29:22.12	+0:01:16.31
4	1014	CARVAJAL Gabriel	 COL.1995.21531	0:05:44.49 0:04:07.37	2 7	0:04:54.71	4	0:09:01.13	5	0:03:07.37	9	0:02:37.06	8		0:29:32.13	+0:01:26.32
5	1024	KOLLBEK Michal	 POL.1984.27154	0:05:45.43 0:04:13.36	3 14	0:04:55.02	5	0:09:04.19	7	0:03:03.65	3	0:02:36.57	7		0:29:38.22	+0:01:32.41
6	1002	CONTE Dylan	 USA.1993.22360	0:05:47.53 0:04:08.75	4 9	0:04:54.33	3	0:09:03.22	6	0:03:08.20	10	0:02:36.22	6		0:29:38.25	+0:01:32.44
7	1013	THOMPSON Devin		0:05:47.99 0:04:01.22	5 3	0:04:57.28	8	0:08:58.63	4	0:03:18.45	17	0:02:37.55	9		0:29:41.12	+0:01:35.31
8	1009	DIEU Antonio	 FRA.1989.26701	0:05:50.45 0:04:23.14	8 28	0:05:00.46	9	0:09:11.98	12	0:03:02.15	2	0:02:38.87	11		0:30:07.05	+0:02:01.24
9	1064	ALLISON Mark		0:05:50.25 0:04:15.61	7 19	0:05:07.40	14	0:09:14.05	14	0:03:21.83	24	0:02:37.91	10		0:30:27.05	+0:02:21.24
10	1007	LAUDER Bradley	 NZL.1985.27531	0:05:58.90 0:04:18.26	12 22	0:05:00.65	10	0:09:14.17	15	0:03:12.77	11	0:02:42.39	13		0:30:27.14	+0:02:21.33
11	1006	HEMPERLEY Austin		0:05:54.23 0:04:21.42	10 25	0:05:07.38	13	0:09:08.74	8	0:03:13.90	13	0:02:43.83	15		0:30:29.50	+0:02:23.69












EWS 100 RESULTS

Pos	Plate	Name Team	Nat EWS number	Stage 1 Stage 6	Pos Pos	Stage 2	Pos Pos	Stage 3Q	Pos Pos	Stage 4	Pos Pos	Stage 5	Pos Pos	Penalties	Time	Gap
EWS100 MEN																
12	1235	MELVIN Daniel		0:06:04.38 0:04:04.30	17 5	0:05:06.95	12	0:09:22.90	20	0:03:19.93	20	0:02:35.53	5		0:30:33.99	+0:02:28.18
13	1003	NEWTH Jordan	 USA.1989.21343	0:06:01.67 0:04:22.88	13 27	0:05:14.60	21	0:09:12.85	13	0:03:05.31	6	0:02:44.17	17		0:30:41.48	+0:02:35.67
14	1070	REISH Ryan		0:06:08.67 0:04:13.80	22 16	0:05:07.72	15	0:09:21.38	19	0:03:15.17	14	0:02:45.65	19		0:30:52.39	+0:02:46.58
15	1040	ROLAND Trevor	 USA.1991.26660	0:06:16.49 0:04:08.51	39 8	0:05:16.30	27	0:09:10.92	10	0:03:19.32	19	0:02:49.15	24		0:31:00.69	+0:02:54.88
16	1015	FORSTY Sonny		0:06:02.48 0:04:15.26	15 18	0:05:17.73	31	0:09:19.89	18	0:03:18.22	16	0:02:54.61	35		0:31:08.19	+0:03:02.38
17	1010	DAWKINS Travis	 AUS.1993.24596	0:06:05.29 0:04:14.29	18 17	0:05:32.80	48	0:09:29.12	25	0:03:13.08	12	0:02:35.05	4		0:31:09.63	+0:03:03.82
18	1037	WHITE Saer	 USA.1981.26443	0:06:06.97 0:04:19.67	20 24	0:05:10.85	18	0:09:11.77	11	0:03:35.75	44	0:02:49.56	25		0:31:14.57	+0:03:08.76
19	1093	SMITH Joey		0:06:08.27 0:04:11.08	21 11	0:05:16.52	28	0:09:23.07	21	0:03:25.33	27	0:02:57.27	39		0:31:21.54	+0:03:15.73
20	1081	LYNCH Anthony		0:06:11.62 0:04:13.74	29 15	0:05:13.50	19	0:09:30.30	27	0:03:33.87	42	0:02:47.15	20		0:31:30.18	+0:03:24.37
21	1079	BELLICITTI Scott		0:06:08.82 0:04:24.01	23 31	0:05:09.82	17	0:09:37.77	34	0:03:19.13	18	0:02:51.12	29		0:31:30.67	+0:03:24.86
22	1071	EURE Logan		0:06:09.54 0:04:23.33	25 29	0:05:16.60	29	0:09:33.59	29	0:03:22.50	25	0:02:49.05	23		0:31:34.61	+0:03:28.80












EWS 100 RESULTS

Pos	Plate	Name Team	Nat EWS number	Stage 1 Stage 6	Pos Pos	Stage 2	Pos Pos	Stage 3Q	Pos Pos	Stage 4	Pos Pos	Stage 5	Pos Pos	Penalties	Time	Gap
EWS100 MEN																
23	1067	MCGURK Garrett	 USA.1993.26680	0:06:09.55 0:04:17.71	26 21	0:05:23.60	40	0:09:25.55	23	0:03:20.85	23	0:02:57.47	40		0:31:34.73	+0:03:28.92
24	1097	SAPONARA Ernest		0:06:12.62 0:04:11.39	32 12	0:05:34.93	50	0:09:14.50	16	0:03:43.73	52	0:02:43.00	14		0:31:40.17	+0:03:34.36
25	1061	DICKTEN Nicolas		0:06:11.30 0:04:25.64	28 34	0:05:09.25	16	0:09:24.73	22	0:03:26.62	31	0:03:05.22	51		0:31:42.76	+0:03:36.95
26	1027	BOARDMAN Ryan		0:06:12.54 0:04:12.39	31 13	0:05:15.70	25	0:09:51.66	42	0:03:27.62	33	0:02:53.93	34		0:31:53.84	+0:03:48.03
27	1066	LACHOWSKI Nicola	 BEL.1990.21551	0:06:12.93 0:04:29.65	34 41	0:05:21.02	36	0:09:44.67	39	0:03:17.62	15	0:02:49.03	22		0:31:54.92	+0:03:49.11
28	1085	LEE Jonathan	 USA.1987.25662	0:06:14.80 0:04:45.32	36 55	0:05:15.08	22	0:09:26.35	24	0:03:26.34	29	0:02:49.65	26		0:31:57.54	+0:03:51.73
29	1146	SMALLMAN Kevin		0:06:18.44 0:04:23.79	41 30	0:05:15.69	24	0:09:35.77	32	0:03:35.04	43	0:02:56.85	38		0:32:05.58	+0:03:59.77
30	1151	GIFFORD Jason		0:06:03.80 0:04:16.55	16 20	0:05:23.13	39	0:09:51.70	43	0:03:32.25	39	0:03:02.80	49		0:32:10.23	+0:04:04.42
31	1094	KERSEY Cole		0:06:14.33 0:04:25.23	35 33	0:05:18.37	34	0:09:46.59	41	0:03:40.00	47	0:02:48.80	21		0:32:13.32	+0:04:07.51
32	1041	WESTERMANN Ryan	 USA.1995.25568	0:06:01.70 0:05:12.50	14 74	0:05:13.87	20	0:09:29.13	26	0:03:32.38	40	0:02:43.97	16		0:32:13.55	+0:04:07.74
33	1095	DIAS Jason		0:06:15.60 0:04:27.18	37 36	0:05:15.28	23	0:09:42.02	38	0:03:42.87	51	0:02:59.55	45		0:32:22.50	+0:04:16.69












EWS 100 RESULTS

Pos	Plate	Name Team	Nat EWS number	Stage 1 Stage 6	Pos Pos	Stage 2	Pos Pos	Stage 3Q	Pos Pos	Stage 4	Pos Pos	Stage 5	Pos Pos	Penalties	Time	Gap
EWS100 MEN																
34	1025	ROTENBERG Rick		0:06:26.49 0:04:24.10	47 32	0:05:35.43	52	0:09:38.41	35	0:03:26.52	30	0:02:52.78	32		0:32:23.73	+0:04:17.92
35	1100	BLOSS Kenny	 USA.1981.30185	0:06:28.37 0:04:22.75	50 26	0:05:31.08	45	0:09:38.92	36	0:03:25.07	26	0:02:57.95	42		0:32:24.14	+0:04:18.33
36	1008	GUERIN Cedric	 FRA.1992.23190	0:06:05.82 0:04:43.17	19 53	0:05:32.97	49	0:09:55.36	46	0:03:27.42	32	0:02:53.65	33		0:32:38.39	+0:04:32.58
37	1035	DICK Caleb	 USA.1988.25630	0:06:21.25 0:04:28.20	43 38	0:05:19.70	35	0:10:00.06	49	0:03:29.92	35	0:03:03.65	50		0:32:42.78	+0:04:36.97
38	1017	MARKLING Sam		0:06:38.60 0:04:27.22	58 37	0:05:29.25	43	0:09:55.97	47	0:03:20.50	21	0:02:52.29	31		0:32:43.83	+0:04:38.02
39	1023	MARINO Anthony		0:06:11.14 0:04:35.65	27 46	0:05:40.70	56	0:09:52.60	44	0:03:37.07	46	0:02:58.20	43		0:32:55.36	+0:04:49.55
40	1078	CORCORAN TADD Fionn -	 USA.1992.26047	0:06:21.91 0:04:36.08	44 47	0:05:18.18	32	0:10:00.19	50	0:03:33.77	41	0:03:07.05	54		0:32:57.18	+0:04:51.37
41	1018	PAOLINI Thomas		0:06:29.80 0:04:37.63	51 49	0:05:21.95	37	0:09:44.87	40	0:03:46.85	54	0:03:05.72	52		0:33:06.82	+0:05:01.01
42	1069	MACFARLANE Robert		0:06:33.08 0:04:18.85	53 23	0:05:38.40	54	0:09:59.62	48	0:03:42.22	50	0:02:59.60	46		0:33:11.77	+0:05:05.96
43	1134	HAENNY Taylor		0:06:15.75 0:04:30.10	38 42	0:05:18.23	33	0:09:37.72	33	0:03:42.13	49	0:02:51.72	30	0:01:00.00	0:33:15.65	+0:05:09.84
44	1019	SAENZ Jaime		0:06:25.70 0:04:42.09	46 52	0:05:32.25	46	0:10:17.85	60	0:03:26.32	28	0:02:55.58	36		0:33:19.79	+0:05:13.98












EWS 100 RESULTS

Pos	Plate	Name Team	Nat EWS number	Stage 1 Stage 6	Pos Pos	Stage 2	Pos Pos	Stage 3Q	Pos Pos	Stage 4	Pos Pos	Stage 5	Pos Pos	Penalties	Time	Gap
EWS100 MEN																
45	1022	SANCHES Andre	 BRA.1983.31599	0:06:35.05 0:04:30.19	55 43	0:05:45.83	62	0:10:17.63	59	0:03:32.07	38	0:02:57.55	41		0:33:38.32	+0:05:32.51
46	1128	WAYMIRE Zach	 USA.1998.25242	0:06:47.08 0:04:28.26	62 39	0:05:28.82	42	0:10:01.97	52	0:03:53.40	59	0:03:00.35	47		0:33:39.88	+0:05:34.07
47	1191	ROETHINGER Gilles	 FRA.1995.22296	0:06:36.10 0:04:57.26	57 66	0:05:25.92	41	0:10:16.57	58	0:03:36.20	45	0:02:56.23	37		0:33:48.28	+0:05:42.47
48	1150	ROCKHEY Geoff	 	0:06:09.00 0:04:38.65	24 50	0:07:09.80	86	0:09:30.92	28	0:03:30.90	37	0:02:50.37	27		0:33:49.64	+0:05:43.83
49	1105	TOMCZAK Travis	 	0:06:42.40 0:04:50.85	60 60	0:05:38.47	55	0:10:01.13	51	0:03:30.83	36	0:03:08.05	56		0:33:51.73	+0:05:45.92
50	1148	ZULES Aubrey	 	0:06:35.18 0:04:43.48	56 54	0:05:40.80	57	0:10:04.30	54	0:03:49.12	57	0:03:06.60	53		0:33:59.48	+0:05:53.67
51	1012	FUNGAROLI Conor	 USA.1993.22257	0:06:22.68 0:04:45.40	45 56	0:05:36.57	53	0:10:27.38	63	0:03:46.95	55	0:03:08.03	55		0:34:07.01	+0:06:01.20
52	1042	ANDERSON Alex	 	0:08:14.28 0:04:29.04	85 40	0:05:32.47	47	0:09:40.43	37	0:03:20.65	22	0:02:50.79	28		0:34:07.66	+0:06:01.85
53	1011	DOMMEN Nik	 USA.1993.24569	0:05:48.85 0:03:59.92	6 2	0:04:56.85	7	0:09:09.80	9	0:03:05.40	7	0:02:40.90	12	0:05:00.00	0:34:41.72	+0:06:35.91
54	1036	JONDLE Riley	 	0:06:59.07 0:04:26.69	69 35	0:05:45.55	61	0:09:55.30	45	0:04:18.77	69	0:03:24.70	68		0:34:50.08	+0:06:44.27
55	1101	MULLIN Matt	 USA.1980.24979	0:06:34.37 0:04:58.58	54 67	0:05:43.05	59	0:10:13.63	55	0:04:28.49	72	0:03:14.25	58		0:35:12.37	+0:07:06.56












EWS 100 RESULTS

Pos	Plate	Name Team	Nat EWS number	Stage 1 Stage 6	Pos Pos	Stage 2	Pos Pos	Stage 3Q	Pos Pos	Stage 4	Pos Pos	Stage 5	Pos Pos	Penalties	Time	Gap
EWS100 MEN																
56	1005	ENTZ Conner		0:07:15.70 0:04:36.47	75 48	0:06:18.79	82	0:10:15.61	57	0:03:51.16	58	0:03:11.98	57		0:35:29.71	+0:07:23.90
57	1029	CRONIN Kyle		0:06:12.82 0:04:10.37	33 10	0:05:03.94	11	0:09:19.19	17	0:03:05.00	5	0:02:45.30	18	0:05:00.00	0:35:36.62	+0:07:30.81
58	1083	SITTERDING Dustin	 USA.1986.27151	0:06:55.75 0:04:55.25	66 62	0:05:53.83	68	0:10:23.54	62	0:04:26.13	71	0:03:35.00	75		0:36:09.50	+0:08:03.69
59	1136	MCCORD William		0:06:44.97 0:05:06.51	61 72	0:06:04.92	75	0:11:11.95	76	0:03:40.41	48	0:03:21.21	62		0:36:09.97	+0:08:04.16
60	1142	MARTIN Charles		0:07:13.39 0:04:47.07	73 58	0:06:11.85	79	0:10:33.80	64	0:03:59.93	61	0:03:26.51	70		0:36:12.55	+0:08:06.74
61	1084	MORRIS Paul		0:07:20.62 0:04:56.49	78 64	0:05:53.42	67	0:10:35.90	66	0:04:03.72	64	0:03:24.77	69		0:36:14.92	+0:08:09.11
62	1234	ZAFFKE Dain		0:06:38.92 0:04:58.96	59 68	0:05:51.22	66	0:10:35.53	65	0:03:55.59	60	0:03:21.45	64	0:01:00.00	0:36:21.67	+0:08:15.86
63	1153	TRZCINSKI Karol		0:07:22.00 0:04:46.41	79 57	0:06:00.02	72	0:10:20.80	61	0:03:47.12	56	0:03:24.67	67	0:01:00.00	0:36:41.02	+0:08:35.21
64	1152	VERBOVEN Leroy		0:07:24.49 0:04:56.46	80 63	0:05:56.59	69	0:11:08.39	75	0:04:08.97	67	0:03:17.42	60		0:36:52.32	+0:08:46.51
65	1034	ROBY Matt		0:06:54.75 0:04:49.73	65 59	0:05:57.98	70	0:10:46.42	69	0:04:02.61	63	0:03:35.14	76	0:01:00.00	0:37:06.63	+0:09:00.82
66	1135	BYRD Jeffrey		0:07:10.00 0:05:00.22	71 70	0:06:04.95	76	0:10:53.12	72	0:04:31.20	73	0:03:28.29	71		0:37:07.78	+0:09:01.97












EWS 100 RESULTS

Pos	Plate	Name Team	Nat EWS number	Stage 1 Stage 6	Pos Pos	Stage 2	Pos Pos	Stage 3Q	Pos Pos	Stage 4	Pos Pos	Stage 5	Pos Pos	Penalties	Time	Gap
EWS100 MEN																
67	1138	STORZ Neil		0:07:55.67 0:05:03.13	84 71	0:05:49.75	64	0:10:57.28	74	0:04:04.20	66	0:03:18.75	61		0:37:08.78	+0:09:02.97
68	1147	CZAPIGA Stephen		0:07:04.38 0:05:13.66	70 76	0:06:04.67	74	0:10:42.27	67	0:04:00.89	62	0:03:16.86	59	0:01:00.00	0:37:22.73	+0:09:16.92
69	1161	MAGEE Zaine		0:07:25.50 0:04:52.10	81 61	0:06:26.62	83	0:10:56.79	73	0:04:31.67	74	0:03:30.11	73		0:37:42.79	+0:09:36.98
70	1038	STAMM Frederick		0:06:20.70 0:04:31.03	42 44	0:05:21.98	38	0:09:34.00	30	0:04:33.67	76	0:03:22.58	65	0:05:00.00	0:38:43.96	+0:10:38.15
71	1020	PANTELL Brent		0:08:33.65 0:04:57.07	88 65	0:06:18.60	81	0:11:35.50	78	0:04:25.40	70	0:03:32.50	74		0:39:22.72	+0:11:16.91
72	1030	GILLIS Andrew		0:06:56.82 0:04:38.70	67 51	0:05:41.29	58	0:10:03.57	53	0:04:03.88	65	0:03:01.40	48	0:05:00.00	0:39:25.66	+0:11:19.85
73	1159	EGAN Scott	 CAN.1989.24486	0:07:44.84 0:05:18.16	83 78	0:06:35.11	84	0:11:50.97	79	0:04:33.11	75	0:03:29.28	72		0:39:31.47	+0:11:25.66
74	1032	SCHIESS Tom		0:06:47.35 0:04:31.61	63 45	0:05:50.38	65	0:10:15.50	56	0:03:46.59	53	0:03:21.37	63	0:05:00.00	0:39:32.80	+0:11:26.99
75	1157	RACHWALSKI Andrew		0:08:39.73 0:05:15.85	89 77	0:06:37.63	85	0:11:27.27	77	0:04:37.67	77	0:03:47.22	77		0:40:25.37	+0:12:19.56
76	1143	GEORGE Thomas	 CAN.1987.21472	0:07:35.62 0:05:34.18	82 79	0:07:11.45	87	0:12:07.67	80	0:04:46.43	78	0:04:25.77	79		0:41:41.12	+0:13:35.31
77	1060	SMALL Cameron		0:07:15.55 0:05:06.54	74 73	0:06:08.05	78	0:10:43.79	68	0:18:20.08	80	0:03:51.21	78		0:51:25.22	+0:23:19.41












EWS 100 RESULTS

Pos	Plate	Name Team	Nat EWS number	Stage 1 Stage 6	Pos Pos	Stage 2	Pos Pos	Stage 3Q	Pos Pos	Stage 4	Pos Pos	Stage 5	Pos Pos	Penalties	Time	Gap
EWS100 MEN																
78	1062	CARRINGTON James		0:06:57.63 0:04:59.96	68 69	0:06:03.80	73	0:29:59.75	83	0:04:10.46	68	0:03:23.73	66	0:05:00.00	1:00:35.33	+0:32:29.52
DNF	1106	ORTEGA Steven		0:08:24.27 0:05:13.52	86 75	0:06:12.56	80	0:10:52.90	71	0:12:58.48	79			0:05:00.00		
DNF	1068	ROYCROFT Scott	 USA.1993.25988	0:06:18.00	40	0:05:29.88	44	0:10:48.42	70	0:03:28.14	34	0:02:58.85	44			
DNF	1074	LUCCHESI Jim	 USA.1994.25850	0:06:11.88	30	0:05:45.53	60	0:09:35.50	31	0:24:33.32	81					
DNF	1072	PEARL Steven		0:06:31.24	52	0:05:45.97	63	0:17:02.06	82	0:31:22.50	82					
DNF	1140	LANGE Karl		0:06:27.48	48	0:05:17.03	30	0:12:24.44	81							
DNF	1080	HARTMAN Jordan		0:06:28.32	49	0:05:15.90	26									
DNF	1139	PRINCE Austin		0:07:19.72	77	0:05:34.97	51									
DNF	1082	MCGRAW Shane		0:06:50.60	64	0:05:58.20	71									
DNF	1063	VAN PATTEN Jonathan		0:07:12.63	72	0:06:06.88	77									
DNF	1155	SANDERS Benjamin		0:08:28.03	87	0:07:36.65	88									












EWS 100 RESULTS

Pos	Plate	Name Team	Nat EWS number	Stage 1 Stage 6	Pos Pos	Stage 2	Pos Pos	Stage 3Q	Pos Pos	Stage 4	Pos Pos	Stage 5	Pos Pos	Penalties	Time	Gap
EWS100 MEN																
DNF	1158	SULLIVAN Ryan	 USA.1992.27627	0:07:19.10	76											
DNF	1156	DONOFRIO Sean		0:09:25.10	90											
DNS	1096	DURLING Brian														
DNS	1126	SERGISON Jody														
DNS	1199	LINDU Thomas														
DNS	1162	ASPEGREN Gustaf														
DNS	1059	HAMPTON Jacob	 USA.1999.31596													
DNS	1026	EVES James														
EWS100 MEN Master 40+																
1	1112	COLLINS Travis		0:06:22.44 0:04:24.11	4 6	0:05:20.12	3	0:09:23.57	2	<u>0:03:09.80</u>	1	<u>0:02:46.89</u>	1		0:31:26.93	
2	1124	MORALES ZUGER Jose		0:06:20.58 0:04:28.08	3 8	0:05:19.20	2	0:09:39.97	5	0:03:17.58	2	0:02:47.04	2		0:31:52.45	+0:00:25.52
3	1114	CONGDON Taylor		<u>0:06:19.68</u> 0:04:27.98	1 7	<u>0:05:19.15</u>	1	0:09:38.54	4	0:03:22.55	4	0:02:57.30	5		0:32:05.20	+0:00:38.27












EWS 100 RESULTS

Pos	Plate	Name Team	Nat EWS number	Stage 1 Stage 6	Pos Pos	Stage 2	Pos	Stage 3Q	Pos	Stage 4	Pos	Stage 5	Pos	Penalties	Time	Gap
EWS100 MEN Master 40+																
4	1113	COWAN Chris		0:06:26.42 0:04:24.08	7 5	0:05:28.73	9	0:09:49.62	6	0:03:20.10	3	0:02:54.00	3		0:32:22.95	+0:00:56.02
5	1184	PALMQUIST Eric		0:06:24.47 0:04:24.00	6 4	0:05:36.03	11	0:09:33.28	3	0:03:31.86	6	0:03:03.52	8		0:32:33.16	+0:01:06.23
6	1107	RENN Dylan		0:06:23.64 0:04:22.26	5 2	0:05:22.33	5	0:09:56.03	11	0:03:28.72	5	0:03:03.70	9		0:32:36.68	+0:01:09.75
7	1182	DEVON Jerry		0:06:45.53 0:04:43.19	14 15	0:05:26.37	6	0:09:53.68	7	0:03:40.83	8	0:03:13.37	16		0:33:42.97	+0:02:16.04
8	1116	MATHIS Chris		0:06:36.58 0:04:41.05	10 13	0:05:28.60	8	0:10:10.54	14	0:03:43.93	9	0:03:02.31	7		0:33:43.01	+0:02:16.08
9	1178	KANTZ Auric		0:06:39.73 0:04:38.88	12 12	0:05:41.25	13	0:09:54.61	9	0:03:57.42	15	0:02:58.85	6		0:33:50.74	+0:02:23.81
10	1115	CHAFFE Bryan		0:06:39.37 0:04:36.80	11 11	0:05:41.82	14	0:10:06.57	13	0:03:48.37	12	0:03:05.15	10		0:33:58.08	+0:02:31.15
11	1121	DACOSTA Ed	 USA.1976.24785	0:06:49.30 0:04:43.01	15 14	0:05:57.28	17	0:10:04.50	12	0:03:49.33	13	0:03:06.86	13		0:34:30.28	+0:03:03.35
12	1110	DICKEY Jonathan		0:06:52.28 0:04:54.64	16 17	0:05:51.52	16	0:10:19.38	16	0:03:46.10	10	0:03:44.80	23		0:35:28.72	+0:04:01.79
13	1123	NOVO Manuel		0:07:02.90 0:04:55.28	19 19	0:06:12.50	22	0:10:41.72	20	0:03:47.25	11	0:03:05.50	11		0:35:45.15	+0:04:18.22
14	1099	MULLEN Jason	 USA.1974.23441	0:06:56.02 0:04:54.64	17 17	0:05:59.93	18	0:10:17.78	15	0:04:29.92	25	0:03:33.75	21		0:36:12.04	+0:04:45.11












EWS 100 RESULTS

Pos	Plate	Name Team	Nat EWS number	Stage 1 Stage 6	Pos Pos	Stage 2	Pos Pos	Stage 3Q	Pos Pos	Stage 4	Pos Pos	Stage 5	Pos Pos	Penalties	Time	Gap
EWS100 MEN Master 40+																
15	1173	BERATLIS Chris	 USA.1967.25050	0:07:24.95 0:04:36.73	26 10	0:06:13.53	23	0:10:34.55	18	0:04:10.12	20	0:03:12.57	15		0:36:12.45	+0:04:45.52
16	1188	MCCALEB David		0:06:56.38 0:05:00.18	18 21	0:06:04.38	19	0:10:41.52	19	0:04:16.37	21	0:03:28.00	18		0:36:26.83	+0:04:59.90
17	1187	DE SHONG Casey		0:07:10.37 0:04:57.65	20 20	0:06:20.63	25	0:10:44.75	21	0:04:07.85	18	0:03:25.17	17		0:36:46.42	+0:05:19.49
18	1117	GASAWAY Rich	 USA.1974.26605	0:06:31.85 <u>0:04:13.07</u>	8 1	0:05:20.88	4	<u>0:09:22.78</u>	1	0:03:36.25	7	0:02:55.68	4	0:05:00.00	0:37:00.51	+0:05:33.58
19	1180	LAMOND David		0:07:18.95 0:05:11.62	25 22	0:06:10.57	20	0:10:52.97	22	0:04:22.15	24	0:03:36.70	22		0:37:32.96	+0:06:06.03
20	1125	CALAM Jeff	 GBR.1978.22741	0:07:12.43 0:05:15.52	21 23	0:06:21.10	26	0:11:07.80	24	0:04:09.25	19	0:03:28.21	19		0:37:34.31	+0:06:07.38
21	1205	MACPHERSON Andrew		0:07:15.25 0:04:54.33	24 16	0:06:49.45	28	0:11:12.87	25	0:04:07.84	17	0:03:31.10	20		0:37:50.84	+0:06:23.91
22	1118	CAMERON Paul		0:06:39.92 0:04:23.93	13 3	0:05:26.75	7	0:09:54.42	8	0:03:53.18	14	0:03:08.95	14	0:05:00.00	0:38:27.15	+0:07:00.22
23	1185	SCHLACHTER Scott		0:07:28.82 0:05:18.81	27 25	0:06:14.73	24	0:11:24.08	27	0:04:16.97	22	0:03:46.82	24		0:38:30.23	+0:07:03.30
24	1120	KREISS Rod	 USA.1976.24638	0:06:35.40 0:04:32.06	9 9	0:05:35.25	10	0:09:54.94	10	0:03:57.44	16	0:03:05.75	12	0:05:00.00	0:38:40.84	+0:07:13.91
25	1021	RABA Juan Pablo		0:07:48.00 0:05:41.33	28 27	0:07:12.07	30	0:11:41.52	28	0:04:32.35	26	0:03:51.80	26		0:40:47.07	+0:09:20.14












EWS 100 RESULTS

Pos	Plate	Name Team	Nat EWS number	Stage 1 Stage 6	Pos Pos	Stage 2	Pos Pos	Stage 3Q	Pos Pos	Stage 4	Pos Pos	Stage 5	Pos Pos	Penalties	Time	Gap
EWS100 MEN Master 40+																
26	1177	JURACZ Laszlo		0:08:04.80 0:05:26.55	29 26	0:07:15.02	31	0:11:22.15	26	0:04:47.30	27	0:04:05.53	27		0:41:01.35	+0:09:34.42
27	1119	SMITH Jonathan		0:07:15.17 0:05:16.15	23 24	0:05:51.30	15	0:10:26.99	17	0:04:19.75	23	0:03:50.42	25	0:05:00.00	0:41:59.78	+0:10:32.85
28	1189	FABRIS Joe		0:08:34.80 0:05:43.01	31 28	0:07:10.69	29	0:12:04.25	29	0:05:21.35	28	0:04:07.60	28		0:43:01.70	+0:11:34.77
29	1175	CAMARGO Ricardo		0:08:15.33 0:05:54.32	30 29	0:06:47.65	27	0:13:09.11	30	0:06:01.59	29	0:05:17.80	29		0:45:25.80	+0:13:58.87
30	1031	CATALANO Steven		0:09:42.75 0:06:19.07	32 30	0:08:02.47	32	0:13:34.05	31	0:06:35.48	30	0:05:26.38	30	0:05:00.00	0:54:40.20	+0:23:13.27
DNF	1179	EGGE Isaak		0:06:20.20	2	0:05:39.66	12	0:10:59.08	23							
DNF	1186	JEFFERY Mark		0:07:14.70	22	0:06:11.88	21									
DNS	1109	KEANE Nick														
EWS100 MEN Under 21																
1	1051	KJAER Devin		0:05:32.75 0:03:56.73	1 1	0:04:44.05	1	0:08:37.50	1	0:02:58.93	1	0:02:32.95	2		0:28:22.91	
2	1046	MERRILL Dugan		0:05:42.62 0:04:06.39	2 3	0:04:51.92	2	0:08:57.65	2	0:03:16.03	5	0:02:30.44	1		0:29:25.05	+0:01:02.14
3	1049	MERRILL Triston		0:06:02.45 0:04:14.81	4 9	0:04:57.08	3	0:09:12.90	3	0:03:10.44	3	0:02:42.72	6		0:30:20.40	+0:01:57.49












EWS 100 RESULTS

Pos	Plate	Name Team	Nat EWS number	Stage 1 Stage 6	Pos Pos	Stage 2	Pos	Stage 3Q	Pos	Stage 4	Pos	Stage 5	Pos	Penalties	Time	Gap
EWS100 MEN Under 21																
4	1048	WALKER Alex	 USA.2000.26553	0:06:14.33 0:04:15.19	8 10	0:05:02.22	6	0:09:14.55	4	0:03:06.75	2	0:02:40.42	4		0:30:33.46	+0:02:10.55
5	1053	AUSTIN Connor		0:06:10.65 0:04:06.12	6 2	0:05:00.03	5	0:09:26.36	9	0:03:14.28	4	0:02:38.43	3		0:30:35.87	+0:02:12.96
6	1047	VANEK Dylan	 USA.2002.25975	0:05:58.40 0:04:12.73	3 8	0:05:11.15	11	0:09:15.80	5	0:03:30.05	12	0:02:51.75	10		0:30:59.88	+0:02:36.97
7	1054	THOMPSON James		0:06:18.91 0:04:10.72	11 5	0:05:04.85	7	0:09:23.04	7	0:03:21.03	7	0:02:48.55	9		0:31:07.10	+0:02:44.19
8	1043	BUMEN Cole	 USA.2000.25359	0:06:17.88 0:04:11.35	10 6	0:05:10.28	10	0:09:17.22	6	0:03:16.32	6	0:02:56.41	11		0:31:09.46	+0:02:46.55
9	1055	DUNN Quentin		0:06:09.68 0:04:16.24	5 11	0:05:07.92	8	0:09:28.17	10	0:03:33.32	13	0:02:44.50	8		0:31:19.83	+0:02:56.92
10	1050	PALMER-LEGER Drew	 USA.1999.21340	0:06:10.81 0:04:30.07	7 13	0:05:14.87	12	0:09:35.47	11	0:03:29.53	11	0:02:57.10	12		0:31:57.85	+0:03:34.94
11	1168	SWIGARD Shane		0:07:11.55 0:04:09.58	20 4	0:05:09.72	9	0:09:26.23	8	0:03:28.05	10	0:02:44.30	7		0:32:09.43	+0:03:46.52
12	1044	LANDIS Ryan	 USA.2002.29575	0:06:26.90 0:04:33.41	12 15	0:05:26.59	15	0:09:46.60	14	0:03:40.02	14	0:03:00.07	14		0:32:53.59	+0:04:30.68
13	1165	SANTOS Andrew		0:06:29.55 0:04:19.21	13 12	0:05:19.45	13	0:10:09.90	17	0:03:57.65	17	0:03:00.22	15		0:33:15.98	+0:04:53.07
14	1193	JOHNSON Nico		0:06:35.08 0:04:35.45	14 16	0:05:30.40	17	0:10:08.75	16	0:03:56.01	15	0:03:01.95	16		0:33:47.64	+0:05:24.73

EWS 100 RESULTS

Pos	Plate	Name Team	Nat EWS number	Stage 1 Stage 6	Pos Pos	Stage 2	Pos Pos	Stage 3Q	Pos Pos	Stage 4	Pos Pos	Stage 5	Pos	Penalties	Time	Gap
EWS100 MEN Under 21																
15	1164	MIERS Jackson	 USA.2000.25773	0:06:44.35 0:04:43.34	15 18	0:05:40.92	20	0:10:20.74	18	0:03:56.65	16	0:03:10.48	18		0:34:36.48	+0:06:13.57
16	1057	KATZENSTEIN Eli		0:06:46.91 0:04:56.43	16 21	0:05:47.88	21	0:10:32.57	21	0:04:03.40	18	0:03:18.77	19		0:35:25.96	+0:07:03.05
17	1171	BERATLIS Jared		0:07:26.02 0:04:39.15	24 17	0:05:49.53	22	0:10:27.50	19	0:04:12.13	20	0:03:23.17	20		0:35:57.50	+0:07:34.59
18	1045	DAVIS Owen		0:06:15.00 0:04:12.25	9 7	0:04:57.80	4	0:09:36.15	12	0:03:22.75	8	0:02:42.04	5	0:05:00.00	0:36:05.99	+0:07:43.08
19	1056	ROBINSON Tommy		0:07:12.40 0:04:47.02	21 19	0:06:08.34	24	0:11:06.93	23	0:04:09.95	19	0:03:03.98	17		0:36:28.62	+0:08:05.71
20	1075	ALBERTINI Will	 USA.1999.31239	0:07:07.38 0:04:33.25	18 14	0:05:23.02	14	0:09:42.35	13	0:03:26.65	9	0:02:57.65	13	0:05:00.00	0:38:10.30	+0:09:47.39
21	1169	HAMILTON Seth		0:08:06.81 0:04:54.83	25 20	0:06:23.37	25	0:11:40.75	24	0:05:18.33	22	0:03:50.20	22		0:40:14.29	+0:11:51.38
22	1166	HONEY Marcus	 USA.2000.27050	0:08:37.78 0:07:23.94	26 23	0:06:07.00	23	0:10:57.80	22	0:05:10.15	21	0:03:30.53	21		0:41:47.20	+0:13:24.29
23	1174	CAMARGO Emerson		0:09:21.88 0:05:14.64	27 22	0:07:20.97	26	0:12:40.88	25	0:05:48.37	23	0:04:08.90	23		0:44:35.64	+0:16:12.73
DNF	1172	FENZL Mason		0:07:10.77	19	0:05:33.15	18	0:09:49.23	15							
DNF	1058	GUASCH Joel		0:07:25.17	23	0:05:37.00	19	0:10:29.73	20							




EWS 100 RESULTS

Pos	Plate	Name Team	Nat EWS number	Stage 1 Stage 6	Pos Pos	Stage 2	Pos	Stage 3Q	Pos	Stage 4	Pos	Stage 5	Pos	Penalties	Time	Gap
EWS100 MEN Under 21																
DNF	1167	DURYEE Justin	 USA.2000.31175	0:06:50.78	17	0:05:28.52	16									
DNF	1052	FIENE Cole	 USA.2000.25561	0:07:23.17	22											
DNS	1170	RAMOS Alec														
EWS100 WOMEN																
1	1197	JASPERSE Essence	 USA.1988.25769	<u>0:06:37.40</u> 0:04:42.75	1 2	<u>0:05:29.68</u>	1	<u>0:10:09.30</u>	1	<u>0:03:45.55</u>	1	<u>0:03:03.20</u>	1		0:33:47.88	
2	1204	SCHNEIDER Sara		0:06:57.58 <u>0:04:39.77</u>	3 1	0:05:45.04	3	0:10:26.61	2	0:03:58.69	2	0:03:17.65	2		0:35:05.34	+0:01:17.46
3	1201	ABBOTT Cindy	 USA.1988.25769	0:06:51.81 0:04:56.87	2 3	0:05:39.50	2	0:10:31.30	3	0:04:06.53	3	0:03:47.67	4	0:01:00.00	0:36:53.68	+0:03:05.80
4	1211	KANE Jenna		0:07:01.07 0:05:18.25	4 4	0:06:06.87	4	0:10:49.72	4	0:05:04.67	6	0:03:56.88	5		0:38:17.46	+0:04:29.58
5	1198	SODARO Christine		0:07:09.82 0:05:40.46	5 6	0:06:13.45	5	0:11:21.25	5	0:04:23.61	4	0:04:03.98	6		0:38:52.57	+0:05:04.69
6	1202	FLOYD Noelle	 CAN.1986.26097	0:07:48.53 0:05:23.03	6 5	0:06:22.35	6	0:11:24.09	6	0:04:33.00	5	0:03:33.25	3		0:39:04.25	+0:05:16.37
7	1192	BRECHEISEN Millie	 FRA.1993.26026	0:07:50.04 0:06:02.59	7 7	0:06:29.87	7	0:11:36.96	7	0:05:06.76	7	0:04:23.50	7		0:41:29.72	+0:07:41.84
8	1213	SICK Clair	 USA.1985.22359	0:09:00.57 0:06:26.16	9 8	0:07:39.40	9	0:13:24.40	8	0:06:13.53	8	0:04:37.62	8		0:47:21.68	+0:13:33.80





EWS 100 RESULTS

Pos	Plate	Name Team	Nat EWS number	Stage 1 Stage 6	Pos Pos	Stage 2	Pos Pos	Stage 3Q	Pos Pos	Stage 4	Pos Pos	Stage 5	Pos Pos	Penalties	Time	Gap
-----	-------	--------------	-------------------	--------------------	------------	---------	------------	----------	------------	---------	------------	---------	------------	-----------	------	-----



EWS100 | WOMEN

DNF	1203	ELLIOTT Margaux	 USA.1989.23448	0:08:43.46	8	0:07:11.46	8									
DNS	1210	PIEKUTOWSKI Diniana														
DNS	1200	COX Jessica														

EWS100 | WOMEN | Master 35+

1	1208	SCHANILEC Nicole	 USA.1982.25048	<u>0:07:48.85</u> 0:05:15.84	1 2	<u>0:06:00.66</u>	1	<u>0:11:06.00</u>	1	0:05:10.22	3	0:04:09.70	3		0:39:31.27	
2	1206	MARTIN DEL CAMPO Kristen	 USA.1982.25048	0:08:28.38 <u>0:05:11.99</u>	2 1	0:06:32.73	2	0:11:49.83	2	0:05:09.02	2	<u>0:03:52.02</u>	1		0:41:03.97	+0:01:32.70
3	1207	DESCHAUX Kira		0:08:51.67 0:05:48.67	3 3	0:06:56.00	3	0:12:39.65	3	<u>0:04:48.07</u>	1	0:04:01.75	2		0:43:05.81	+0:03:34.54
4	1214	SANDER Erica		0:10:58.95 0:06:49.24	4 4	0:08:41.69	4	0:15:33.00	4	0:08:55.65	4	0:07:47.40	4		0:58:45.93	+0:19:14.66

EWS100 | WOMEN | Under 21

1	1195	JENSEN Kaia	 USA.2000.26157	<u>0:07:33.62</u> <u>0:05:14.65</u>	1 1	<u>0:06:23.93</u>	1	<u>0:11:15.57</u>	1	<u>0:04:41.58</u>	1	<u>0:03:59.22</u>	1		0:39:08.57	
2	1194	GIBBONS Julia		0:09:52.09 0:07:11.24	2 2	0:08:33.75	2	0:14:23.97	2	0:09:38.85	2	0:06:36.72	2	0:01:00.00	0:57:16.62	+0:18:08.05

EWS 100 RESULTS

Penalties details

Plate	Name	Penalty	Description	Location
1011	DOMMEN Nik	00:05:00	Late at check point	Return Day 2
1029	CRONIN Kyle	00:05:00	Late at check point	Return Day 2
1030	GILLIS Andrew	00:05:00	Late at check point	Return Day 2
1031	CATALANO Steven	00:05:00	Late at check point	Return Day 2
1032	SCHIESS Tom	00:05:00	Late at check point	Return Day 2
1034	ROBY Matt	00:01:00	Late at check point	Return Day 2
1038	STAMM Frederick	00:05:00	Late at check point	Return Day 2
1045	DAVIS Owen	00:05:00	Late at check point	Return Day 1
1062	CARRINGTON James	00:05:00	Late at check point	Return Day 2
1075	ALBERTINI Will	00:05:00	Late at check point	Return Day 2
1106	ORTEGA Steven	00:05:00	Late at check point	Return Day 2
1117	GASAWAY Rich	00:05:00	Late at check point	Return Day 2
1118	CAMERON Paul	00:05:00	Late at check point	Return Day 2
1119	SMITH Jonathan	00:05:00	Late at check point	Return Day 2
1120	KREISS Rod	00:05:00	Late at check point	Return Day 2
1134	HAENNY Taylor	00:01:00	Late at check point	Return Day 2
1147	CZAPIGA Stephen	00:01:00	Late at check point	Return Day 2
1153	TRZCINSKI Karol	00:01:00	Late at check point	Return Day 2
1194	GIBBONS Julia	00:01:00	Late at check point	Return Day 2
1201	ABBOTT Cindy	00:01:00	Late at check point	Return Day 2
1234	ZAFFKE Dain	00:01:00	Late at check point	Return Day 2

EWS Northstar California

Northstar, California, USA
24-25 August 2019



EWS 100 RESULTS

Statistics

Entries / Nations	Finished	DNF	DSQ	DNS	Weather	Temperature	Distance	Elevation
174 / 13	145	19	0	10	Sunny	27 °C / 80 °F	39.81 km	+234 m / -2,067 m

DNF: did not finish · DNS: did not start · DSQ: disqualified

