
























EWS 100 RESULTS

Pos	Plate	Name Team	Nat EWS number	Stage 1	Pos	Stage 2	Pos	Stage 3	Pos	Stage 4	Pos	Stage 5Q	Pos	Penalties	Time	Gap
EWS100 MEN																
1	1001	MORRA Gwenael	 FRA.1990.24830	<u>0:08:22.40</u>	1	0:06:44.08	2	0:08:19.93	3	<u>0:08:11.27</u>	1	0:09:36.62	3		0:41:14.30	
2	1003	ARNAUD Quentin	 FRA.1994.22628	0:08:47.38	2	<u>0:06:42.02</u>	1	<u>0:07:57.64</u>	1	0:08:26.67	3	<u>0:09:28.50</u>	1		0:41:22.21	+0:00:07.91
3	1045	PFEIL Max	 GER.1998.27442	0:08:56.85	4	0:06:45.32	3	0:08:19.77	2	0:08:44.20	5	0:09:37.70	4		0:42:23.84	+0:01:09.54
4	1002	MURIGNEUX Xavier	 FRA.1994.22628	0:08:54.16	3	0:06:46.66	4	0:08:21.50	4	0:08:40.92	4	0:09:46.47	5		0:42:29.71	+0:01:15.41
5	1021	GERMAN Thomas	 FRA.1995.22049	0:09:05.40	5	0:07:03.47	6	0:08:21.92	5	0:08:23.15	2	0:09:36.42	2		0:42:30.36	+0:01:16.06
6	1034	MAES Tom	 BEL.1994.22628	0:09:06.81	6	0:06:56.94	5	0:08:41.61	10	0:08:48.32	7	0:09:59.98	10		0:43:33.66	+0:02:19.36
7	1011	BEELI Armin	 SUI.1994.22628	0:09:09.28	8	0:07:04.93	7	0:08:27.65	6	0:08:49.62	8	0:10:03.55	12		0:43:35.03	+0:02:20.73
8	1014	SCHWENK Robert	 GER.1994.23041	0:09:07.53	7	0:07:24.22	15	0:08:49.55	17	0:08:45.65	6	0:09:50.78	6		0:43:57.73	+0:02:43.43
9	1020	BERNARD Guillaume	 FRA.1994.22628	0:09:22.10	14	0:07:10.92	8	0:08:35.40	9	0:09:04.82	11	0:10:07.07	13		0:44:20.31	+0:03:06.01
10	1027	LACASTE Cedric	 FRA.1994.22628	0:09:12.65	9	0:07:23.28	14	0:08:28.01	8	0:09:02.03	10	0:10:16.97	19		0:44:22.94	+0:03:08.64
11	1059	PFORTMUELLER Tobias	 SUI.1994.22628	0:09:32.94	22	0:07:17.75	10	0:08:27.78	7	0:09:10.33	13	0:09:58.56	9		0:44:27.36	+0:03:13.06


EWS 100 RESULTS

Pos	Plate	Name Team	Nat EWS number	Stage 1	Pos	Stage 2	Pos	Stage 3	Pos	Stage 4	Pos	Stage 5Q	Pos	Penalties	Time	Gap
EWS100 MEN																
12	1004	RIQUELME CARDEMIL Fernando Javier	 CHI.1998.22240	0:09:19.85	12	0:07:24.67	16	0:08:54.00	22	0:08:55.67	9	0:09:57.83	8		0:44:32.02	+0:03:17.72
13	1054	NEGRO Claudio	 SUI.1985.22754	0:09:25.40	17	0:07:36.47	26	0:08:52.55	21	0:09:12.30	17	0:09:55.75	7		0:45:02.47	+0:03:48.17
14	1018	BALZ Dominic	 SUI.1987.23159	0:09:27.40	18	0:07:19.05	12	0:08:51.11	19	0:09:18.22	22	0:10:13.47	18		0:45:09.25	+0:03:54.95
15	1016	HUGO Jordan	 GER.1997.25414	0:09:19.14	11	0:07:28.30	18	0:08:44.53	12	0:09:25.70	25	0:10:12.83	17		0:45:10.50	+0:03:56.20
16	1037	SUAU Florian	 FRA.1997.21384	0:09:20.66	13	0:07:32.55	23	0:08:47.22	13	0:09:07.08	12	0:10:25.78	25		0:45:13.29	+0:03:58.99
17	1031	ZILAK Frantisek	 CZE.1981.22627	0:09:18.53	10	0:07:27.22	17	0:08:42.67	11	0:09:11.85	14	0:10:36.07	29		0:45:16.34	+0:04:02.04
18	1017	REIMANN Lars	 GER.1981.22627	0:09:30.69	21	0:07:30.17	19	0:08:49.42	16	0:09:15.88	20	0:10:18.80	20		0:45:24.96	+0:04:10.66
19	1058	GERBER Simon	 SUI.1987.23318	0:09:37.37	25	0:07:30.20	20	0:08:50.51	18	0:09:18.44	23	0:10:22.42	23		0:45:38.94	+0:04:24.64
20	1023	DIEU Antonio	 FRA.1989.26701	0:09:22.65	15	0:07:17.75	10	0:08:52.24	20	0:09:12.05	15	0:10:03.02	11	0:01:00.00	0:45:47.71	+0:04:33.41
21	1009	CADHAM William	 CAN.1989.26701	0:09:29.35	20	0:07:17.29	9	0:08:49.12	15	0:09:12.92	19	0:10:10.83	15	0:01:00.00	0:45:59.51	+0:04:45.21
22	1019	SCHUPPLI Dominic	 SUI.1987.23318	0:09:43.25	26	0:07:49.92	30	0:08:48.53	14	0:09:17.83	21	0:10:20.08	21		0:45:59.61	+0:04:45.31



EWS 100 RESULTS

Pos	Plate	Name Team	Nat EWS number	Stage 1	Pos	Stage 2	Pos	Stage 3	Pos	Stage 4	Pos	Stage 5Q	Pos	Penalties	Time	Gap
EWS100 MEN																
23	1026	LACASTE Loic		0:09:36.03	24	0:07:43.20	29	0:08:59.83	24	0:09:27.83	26	0:10:30.68	26		0:46:17.57	+0:05:03.27
24	1013	KASCHUB Nic Bennett	 GER.1993.21565	0:09:22.85	16	0:07:21.97	13	0:09:12.79	26	0:09:12.53	18	0:10:10.43	14	0:01:00.00	0:46:20.57	+0:05:06.27
25	1022	BROSSARD Robin		0:09:34.72	23	0:07:34.93	24	0:09:16.22	28	0:09:30.88	27	0:10:33.67	27		0:46:30.42	+0:05:16.12
26	1053	ANTHAMATTEN Samuel		0:10:43.00	39	0:07:31.52	22	0:09:13.72	27	0:09:12.26	16	0:10:12.08	16		0:46:52.58	+0:05:38.28
27	1090	WECKBACH Matthias		0:11:27.81	49	0:07:39.14	28	0:09:01.92	25	0:09:24.83	24	0:10:21.08	22		0:47:54.78	+0:06:40.48
28	1028	MARQUE Mikael	 FRA.1991.25899	0:10:08.55	31	0:08:02.97	31	0:09:52.45	32	0:09:40.65	28	0:10:33.93	28		0:48:18.55	+0:07:04.25
29	1024	GUERIN Cedric	 FRA.1992.23190	0:09:54.62	28	0:08:04.02	32	0:09:47.40	31	0:09:57.05	30	0:10:25.40	24	0:01:00.00	0:49:08.49	+0:07:54.19
30	1092	HASTERT Daniel		0:10:16.54	33	0:08:10.48	33	0:09:30.12	29	0:10:26.39	33	0:11:28.52	36		0:49:52.05	+0:08:37.75
31	1150	KUENZI Alexander	 SUI.1986.23245	0:10:31.50	34	0:08:11.13	34	0:10:28.63	40	0:10:11.70	31	0:10:49.77	30		0:50:12.73	+0:08:58.43
32	1074	EVANS Mark		0:10:16.34	32	0:08:25.50	35	0:09:59.90	33	0:10:21.22	32	0:11:10.43	34		0:50:13.39	+0:08:59.09
33	1038	PAYET Sebastien		0:09:55.39	29	0:07:35.35	25	0:09:38.12	30	0:09:45.78	29	0:12:46.85	44	0:01:00.00	0:50:41.49	+0:09:27.19
34	1056	EDER Mario		0:10:05.98	30	0:08:30.11	37	0:10:21.29	38	0:10:53.87	38	0:11:22.16	35		0:51:13.41	+0:09:59.11















TRAILLOVE - Alpine Mountain Bike Festival Zermatt


Zermatt, Switzerland
21 September 2019



ENDURO WORLD SERIES
ZERMATT

EWS 100 RESULTS

Pos	Plate	Name Team	Nat EWS number	Stage 1	Pos	Stage 2	Pos	Stage 3	Pos	Stage 4	Pos	Stage 5Q	Pos	Penalties	Time	Gap
EWS100 MEN																
35	1062	ST-AMANT Kelley		0:10:40.73	36	0:08:29.80	36	0:10:11.88	35	0:10:52.17	37	0:11:09.75	33		0:51:24.33	+0:10:10.03
36	1066	KOWALCHUK Jarym		0:10:56.10	42	0:08:48.32	38	0:10:05.95	34	0:10:41.62	34	0:11:35.22	38		0:52:07.21	+0:10:52.91
37	1010	GAMBA Riccardo	 SUI.1990.23312	0:09:52.39	27	0:07:30.53	21	0:12:42.62	48	0:10:48.84	35	0:10:53.67	31	0:01:00.00	0:52:48.05	+0:11:33.75
38	1057	PFUND Sven		0:10:41.60	37	0:09:33.80	43	0:10:35.20	41	0:10:49.70	36	0:11:30.58	37		0:53:10.88	+0:11:56.58
39	1089	MOHLIN Marten		0:10:42.75	38	0:08:50.12	39	0:10:22.45	39	0:10:55.40	39	0:12:21.98	42		0:53:12.70	+0:11:58.40
40	1055	KUENZLI Norman		0:11:04.47	45	0:08:51.40	40	0:10:13.25	36	0:12:08.92	44	0:11:04.12	32		0:53:22.16	+0:12:07.86
41	1061	SCACCIOTTI Emanuele	 ITA.1987.23407	0:10:57.35	43	0:08:58.31	41	0:10:48.88	43	0:11:15.97	41	0:12:29.31	43		0:54:29.82	+0:13:15.52
42	1075	GRUBER Markus		0:10:47.65	40	0:09:34.45	44	0:10:55.45	44	0:11:12.57	40	0:12:19.48	41		0:54:49.60	+0:13:35.30
43	1072	WOOD Jamie		0:10:38.05	35	0:09:39.53	45	0:10:16.31	37	0:12:06.70	43	0:12:09.10	39		0:54:49.69	+0:13:35.39
44	1088	MOLIN Jonatan		0:10:58.50	44	0:09:16.44	42	0:10:48.58	42	0:11:42.00	42	0:13:01.07	46		0:55:46.59	+0:14:32.29
45	1104	GIRTH Thomas		0:10:53.78	41	0:09:40.64	46	0:10:59.43	45	0:12:14.27	45	0:12:17.28	40		0:56:05.40	+0:14:51.10
46	1093	SCHLEICHER Christian		0:11:18.45	48	0:09:54.22	47	0:11:33.59	47	0:12:23.23	46	0:13:00.10	45		0:58:09.59	+0:16:55.29





EWS 100 RESULTS












Pos	Plate	Name Team	Nat EWS number	Stage 1	Pos	Stage 2	Pos	Stage 3	Pos	Stage 4	Pos	Stage 5Q	Pos	Penalties	Time	Gap
EWS100 MEN																
47	1094	BREUER Jens		0:11:18.05	47	0:10:31.12	48	0:11:02.81	46	0:12:57.95	47	0:13:11.72	47		0:59:01.65	+0:17:47.35
48	1073	RUSSELL Jamie	 CAN.1983.24428	0:12:11.90	50	0:10:54.38	49	0:13:05.03	49	0:18:30.03	48	0:21:39.03	48	0:01:00.00	1:17:20.37	+0:36:06.07
DNF	1025	BERTUSSI Florian		0:09:29.17	19	0:07:36.95	27	0:08:56.23	23							
DNF	1063	GELINAS Maxime		0:11:09.20	46											
DNF	1096	HARDING Nick		0:14:44.22	51											
DSQ	1047	SEYDOUX Lionel		0:09:27.31		0:07:10.33		0:08:39.68		0:08:39.07		0:27:05.78				
DNS	1065	MULLANE Ash	 GBR.1984.22687													
DNS	1005	DAVIES Emyr	 GBR.1990.22554													
DNS	1006	HOUSMAN Leo														
DNS	1091	PAULUS Lucas														
DNS	1008	TAYLOR Mark														

EWS 100 RESULTS











Pos	Plate	Name Team	Nat EWS number	Stage 1	Pos	Stage 2	Pos	Stage 3	Pos	Stage 4	Pos	Stage 5Q	Pos	Penalties	Time	Gap
EWS100 MEN Master 40+																
1	1032	BRYJA Mariusz		0:09:30.32	1	0:07:21.07	1	0:08:46.75	1	0:09:21.82	1	0:10:23.10	2		0:45:23.06	
2	1077	ROHRER Rene	 SUI.1979.26066	0:09:49.11	2	0:07:41.97	3	0:10:00.95	5	0:09:44.17	2	0:10:32.38	3		0:47:48.58	+0:02:25.52
3	1029	CLAVERIE Alexandre	 FRA.1978.21796	0:09:53.84	4	0:08:20.22	5	0:09:37.22	3	0:09:53.58	3	0:10:51.69	4		0:48:36.55	+0:03:13.49
4	1076	JACOBY Colin		0:10:03.75	6	0:08:18.53	4	0:10:19.02	8	0:10:01.81	4	0:11:22.85	5		0:50:05.96	+0:04:42.90
5	1070	KRIGSLUND Daniel		0:09:57.60	5	0:08:28.09	6	0:10:02.40	6	0:10:47.45	6	0:11:25.47	6		0:50:41.01	+0:05:17.95
6	1052	WIPF Michel		0:09:49.25	3	0:07:26.98	2	0:09:08.03	2	0:10:04.60	5	0:10:17.65	1	0:05:00.00	0:51:46.51	+0:06:23.45
7	1049	STOFER Markus	 SUI.1968.25450	0:10:22.74	7	0:08:40.00	7	0:09:47.14	4	0:11:13.34	10	0:11:50.45	8	0:01:00.00	0:52:53.67	+0:07:30.61
8	1067	FOTHERINGHAM Robert	 GBR.1979.27403	0:11:01.72	10	0:09:03.55	9	0:10:06.71	7	0:11:11.60	8	0:12:07.97	10		0:53:31.55	+0:08:08.49
9	1078	JAGGY Raphael	 SUI.1971.25185	0:11:04.65	11	0:08:55.32	8	0:10:46.70	11	0:11:20.61	11	0:11:45.00	7		0:53:52.28	+0:08:29.22
10	1071	ENGELBRECHT Rasmus		0:10:59.60	9	0:09:17.50	11	0:10:29.79	9	0:11:12.00	9	0:13:36.70	14		0:55:35.59	+0:10:12.53
11	1079	DAUMAS Eric	 FRA.1968.22075	0:11:14.15	13	0:09:10.50	10	0:10:46.92	12	0:12:07.65	15	0:12:40.00	12		0:55:59.22	+0:10:36.16
12	1097	GROGNUX Johann	 FRA.1976.23186	0:11:41.53	15	0:09:34.08	13	0:11:25.84	15	0:11:42.30	12	0:12:02.07	9		0:56:25.82	+0:11:02.76



EWS 100 RESULTS

Pos	Plate	Name Team	Nat EWS number	Stage 1	Pos	Stage 2	Pos	Stage 3	Pos	Stage 4	Pos	Stage 5Q	Pos	Penalties	Time	Gap
EWS100 MEN Master 40+																
13	1068	HAMILTON-SMITH Rob		0:10:56.35	8	0:09:21.78	12	0:10:32.90	10	0:11:05.79	7	0:14:34.48	15		0:56:31.30	+0:11:08.24
14	1030	OFFREDI Yannick	 FRA.1978.22824	0:11:44.28	16	0:10:02.03	15	0:10:51.43	13	0:11:54.68	13	0:12:28.07	11		0:57:00.49	+0:11:37.43
15	1069	RAMSAY Seb		0:11:11.32	12	0:09:54.59	14	0:11:09.67	14	0:12:07.20	14	0:12:45.31	13		0:57:08.09	+0:11:45.03
16	1080	PERI Harel	 ISR.1971.25495	0:13:28.41	17	0:12:26.53	17	0:13:27.93	17	0:15:58.22	16	0:15:20.29	16		1:10:41.38	+0:25:18.32
DNF	1095	KUCKARTZ Benjamin		0:11:22.47	14	0:10:23.27	16	0:11:54.45	16							
DNS	1098	GOURDET Arnaud														
DNS	1048	NOACK Johannes	 GER.1977.25693													
EWS100 MEN Under 21																
1	1039	SCHMID Lucas	 SUI.2000.25941	0:09:02.28	2	0:07:13.72	4	0:08:39.10	3	<u>0:08:47.25</u>	1	0:09:59.80	3		0:43:42.15	
2	1040	JANSER Robin	 SUI.2000.25837	<u>0:08:59.61</u>	1	<u>0:06:54.98</u>	1	<u>0:08:24.53</u>	1	0:09:05.70	3	0:09:56.18	2	0:01:00.00	0:44:21.00	+0:00:38.85
3	1043	HLOBIL Patrik	 SUI.2002.26474	0:09:04.81	3	0:07:20.18	5	0:08:44.33	4	0:09:08.60	4	0:10:14.16	5		0:44:32.08	+0:00:49.93
4	1033	IENZER Emeric		0:09:18.38	6	0:07:04.81	2	0:08:32.72	2	0:08:57.02	2	<u>0:09:55.87</u>	1	0:01:00.00	0:44:48.80	+0:01:06.65

EWS 100 RESULTS

Pos	Plate	Name Team	Nat EWS number	Stage 1	Pos	Stage 2	Pos	Stage 3	Pos	Stage 4	Pos	Stage 5Q	Pos	Penalties	Time	Gap
EWS100 MEN Under 21																
5	1046	MUELLER Jerome		0:09:12.23	4	0:07:39.63	8	0:08:49.27	5	0:09:10.98	5	0:10:23.60	6		0:45:15.71	+0:01:33.56
6	1041	SCHELBERT Aron	 SUI.2000.24501	0:09:40.60	9	0:07:10.00	3	0:09:21.55	8	0:09:28.76	6	0:10:11.20	4		0:45:52.11	+0:02:09.96
7	1035	LEGRAND Maxime	 BEL.2001.22293	0:09:45.00	10	0:07:59.03	11	0:09:03.95	7	0:09:57.37	7	0:10:58.60	9		0:47:43.95	+0:04:01.80
8	1087	ALICKE Konstantin		0:09:40.55	8	0:07:54.47	10	0:09:27.85	9	0:10:09.28	9	0:10:38.60	7		0:47:50.75	+0:04:08.60
9	1042	SILBERHORN Frederik		0:10:00.84	11	0:07:53.18	9	0:09:53.82	10	0:10:06.80	8	0:10:50.68	8		0:48:45.32	+0:05:03.17
10	1082	DIGGES LA TOUCHE James		0:10:41.54	12	0:09:12.95	12	0:10:28.45	11	0:11:33.03	10	0:11:52.00	10		0:53:47.97	+0:10:05.82
DNF	1036	CHEHAB Quentin		0:09:29.55	7	0:07:29.22	6	0:09:03.90	6	0:29:03.52	11					
DNF	1086	FISCHER Ludwig	 GER.2001.25752	0:11:32.93	13	0:09:53.15	13	0:14:51.48	12							
DNF	1083	WILLNER Nick		0:09:14.80	5	0:07:33.05	7	0:15:36.13	13							
DNF	1081	HALTER Leon		0:12:35.47	14	0:10:35.67	14									

EWS100 | WOMEN

1	1102	COESTER Carla		0:10:49.19	2	<u>0:08:37.91</u>	1	0:10:38.22	2	0:10:40.34	2	<u>0:11:18.98</u>	1		0:52:04.64	
---	------	---------------	---	------------	---	-------------------	---	------------	---	------------	---	-------------------	---	--	-------------------	--





TRAILLOVE - Alpine Mountain Bike Festival Zermatt


Zermatt, Switzerland
21 September 2019



ENDURO WORLD SERIES
ZERMATT

EWS 100 RESULTS

Pos	Plate	Name Team	Nat EWS number	Stage 1	Pos	Stage 2	Pos	Stage 3	Pos	Stage 4	Pos	Stage 5Q	Pos	Penalties	Time	Gap
EWS100 WOMEN																
2	1099	MURIGNEUX Axelle		<u>0:10:36.42</u>	1	0:09:23.33	2	<u>0:10:16.36</u>	1	<u>0:10:28.42</u>	1	0:11:50.67	2		0:52:35.20	+0:00:30.56
3	1100	PACAKOVA Misa	 CZE.1986.23548	0:11:32.68	3	0:09:57.29	3	0:11:31.85	4	0:12:10.72	3	0:13:13.20	5		0:58:25.74	+0:06:21.10
4	1101	SOMMER Nadia	 SUI.1989.23152	0:12:18.38	5	0:10:11.55	4	0:11:16.11	3	0:12:26.95	4	0:12:45.77	3		0:58:58.76	+0:06:54.12
5	1103	FRANKL Stephanie	 GER.1988.26221	0:11:51.78	4	0:10:19.22	5	0:12:01.28	5	0:12:49.93	5	0:13:06.75	4		1:00:08.96	+0:08:04.32



Penalties details

Plate	Name	Penalty	Description	Location
1009	CADHAM William	00:01:00	Late at check point	Return Day 1
1010	GAMBA Riccardo	00:01:00	Late at check point	Return Day 1
1013	KASCHUB Nic Bennett	00:01:00	Late at check point	Rollout Day 1
1023	DIEU Antonio	00:01:00	Late at check point	Return Day 1
1024	GUERIN Cedric	00:01:00	Late at check point	Return Day 1
1033	IENZER Emeric	00:01:00	Late at check point	Return Day 1
1038	PAYET Sebastien	00:01:00	Late at check point	Return Day 1
1040	JANSER Robin	00:01:00	Late at check point	Rollout Day 1
1049	STOFER Markus	00:01:00	Late at check point	Return Day 1
1052	WIPF Michel	00:05:00	Late at check point	Return Day 1
1073	RUSSELL Jamie	00:01:00	Late at check point	Return Day 1

Statistics

Entries / Nations	Finished	DNF	DSQ	DNS	Weather	Temperature	Distance	Elevation
95 / 16	79	8	1	7	Sunny	19 °C	54.4 km	+866 m / -2,875 m

DNF: did not finish · DNS: did not start · DSQ: disqualified