













RESULTS OVERALL













Pos	Plate	Name Team	Nat EWS number	Stage 1Q	Pos	Stage 2	Pos	Penalties	Time	Gap
MEN										
1	11	MELAMED Jesse Rocky Mountain Race Face	CAN.1992.21596	<u>0:06:27.42</u>	1	0:08:32.85	3		0:15:00.27	
2	27	MAES Martin GT Factory Racing	BEL.1997.21636	0:06:38.34	4	<u>0:08:26.57</u>	1		0:15:04.91	+0:00:04.64
3	30	GALY Theo Sunn Enduro Factory Team	FRA.1990.21691	0:06:42.52	7	0:08:32.41	2		0:15:14.93	+0:00:14.66
4	52	MOIR Jack Canyon Collective	AUS.1994.33430	0:06:39.82	5	0:08:36.23	5		0:15:16.05	+0:00:15.78
5	25	BORGES Jose Miranda Factory Team	POR.1990.21669	0:06:42.35	6	0:08:36.66	6		0:15:19.01	+0:00:18.74
6	13	WALLNER Robin Ibis Enduro Team	SWE.1988.21594	0:06:37.73	2	0:08:41.98	11		0:15:19.71	+0:00:19.44
7	29	HEAP Elliott Chain Reaction Cycles	GBR.1998.21783	0:06:38.25	3	0:08:47.09	20		0:15:25.34	+0:00:25.07
8	19	STUTTARD Mathew	GBR.1993.21661	0:06:51.63	13	0:08:37.59	9		0:15:29.22	+0:00:28.95
9	32	JEANDEL Louis	FRA.1998.22140	0:06:51.95	14	0:08:37.47	8		0:15:29.42	+0:00:29.15
10	34	PERSAK Vid Orbea FOX Enduro Team	SLO.1996.22810	0:06:45.31	8	0:08:44.88	16		0:15:30.19	+0:00:29.92
11	60	RUDEAU Alex Commencal Enduro Team	FRA.1996.25071	0:06:59.68	30	0:08:34.07	4		0:15:33.75	+0:00:33.48
12	10	JOHANSEN Zakarias Blom Cube Action Team	SWE.1992.21863	0:06:52.09	15	0:08:42.19	12		0:15:34.28	+0:00:34.01














RESULTS OVERALL

Pos	Plate	Name Team	Nat EWS number	Stage 1Q	Pos	Stage 2	Pos	Penalties	Time	Gap
MEN										
13	2	NICOLAI Florian Trek Factory Racing	 FRA.1993.21749	0:06:55.92	19	0:08:40.37	10		0:15:36.29	+0:00:36.02
14	14	LUCAS Cole Ibis Enduro Team	 NZL.1998.23013	0:06:49.96	10	0:08:47.20	21		0:15:37.16	+0:00:36.89
15	28	CALLAGHAN Gregory Unior Devinci Factory Racing	 IRL.1991.21827	0:06:51.28	11	0:08:46.58	18		0:15:37.86	+0:00:37.59
16	63	LARBEYOU Guillaume	 FRA.1994.25575	0:06:56.78	22	0:08:43.65	15		0:15:40.43	+0:00:40.16
17	4	TORDO Dimitri Canyon Collective	 FRA.1993.21764	0:06:51.50	12	0:08:49.82	27		0:15:41.32	+0:00:41.05
18	16	WILDHABER Gustav Cube Action Team	 SUI.1988.21848	0:06:58.25	26	0:08:43.47	14		0:15:41.72	+0:00:41.45
19	53	KERR Bernard Pivot Factory Racing	 GBR.1991.27607	0:06:48.78	9	0:08:55.45	41		0:15:44.23	+0:00:43.96
20	51	MURRAY Charles	 NZL.1996.22752	0:06:54.60	16	0:08:49.75	26		0:15:44.35	+0:00:44.08
21	36	PESENTI Marcello	 ITA.1994.21853	0:06:59.16	29	0:08:46.71	19		0:15:45.87	+0:00:45.60
22	33	VERNER Rhys Kona Factory Team	 CAN.1997.22407	0:06:55.28	17	0:08:51.10	31		0:15:46.38	+0:00:46.11
23	31	OTON Damien Orbea FOX Enduro Team	 FRA.1987.21728	0:06:58.65	28	0:08:48.50	23		0:15:47.15	+0:00:46.88
24	6	GAUVIN Remi Rocky Mountain Race Face	 CAN.1992.21624	0:07:04.98	39	0:08:42.38	13		0:15:47.36	+0:00:47.09

RESULTS OVERALL












Pos	Plate	Name Team	Nat EWS number	Stage 1Q	Pos	Stage 2	Pos	Penalties	Time	Gap
MEN										
25	50	NATION Joseph	 NZL.1989.21670	0:06:57.55	23	0:08:50.19	29		0:15:47.74	+0:00:47.47
26	23	MASTERS Wyn GT Factory Racing	 NZL.1987.21663	0:06:58.47	27	0:08:49.90	28		0:15:48.37	+0:00:48.10
27	106	DRACH Torben	 GER.1998.22419	0:07:03.75	35	0:08:46.38	17		0:15:50.13	+0:00:49.86
28	68	CONNELL Joseph	 GBR.1994.21745	0:07:01.93	33	0:08:48.78	24		0:15:50.71	+0:00:50.44
29	24	PIGEON Hugo	 FRA.1996.23507	0:06:58.05	25	0:08:53.00	34		0:15:51.05	+0:00:50.78
30	70	BARNES Joe	 GBR.1988.21748	0:06:56.05	20	0:08:56.27	44		0:15:52.32	+0:00:52.05
31	48	CALLAGHAN Killian	 IRL.1997.21769	0:07:02.16	34	0:08:50.28	30		0:15:52.44	+0:00:52.17
32	61	CURE Alexandre	 FRA.1993.21675	0:07:01.18	32	0:08:52.83	33		0:15:54.01	+0:00:53.74
33	20	LAPEYRIE Thomas	 FRA.1990.21601	0:06:55.85	18	0:08:59.67	49		0:15:55.52	+0:00:55.25
34	85	HEINIGER Nils	 NZL.1999.25218	0:07:07.58	43	0:08:49.74	25		0:15:57.32	+0:00:57.05
35	54	TRABAC Elliot	 FRA.1996.21710	0:06:57.89	24	0:09:00.05	50		0:15:57.94	+0:00:57.67
36	57	GAILLOT Baptiste	 FRA.1991.21771	0:07:06.98	41	0:08:51.67	32		0:15:58.65	+0:00:58.38

RESULTS OVERALL

Pos	Plate	Name Team	Nat EWS number	Stage 1Q	Pos	Stage 2	Pos	Penalties	Time	Gap
MEN										
37	9	MASTERS Edward Pivot Factory Racing	 NZL.1989.22590	0:07:04.24	36	0:08:55.21	40		0:15:59.45	+0:00:59.18
38	58	DE VOCHT Bart	 BEL.1992.23075	0:07:06.94	40	0:08:53.37	37		0:16:00.31	+0:01:00.04
39	80	RONZON Erwin	 ITA.1997.21868	0:07:07.65	44	0:08:53.03	36		0:16:00.68	+0:01:00.41
40	47	TORRALBA GARASA Gabriel Orbea FOX Enduro Team	 ESP.1997.21633	0:06:59.70	31	0:09:01.05	51		0:16:00.75	+0:01:00.48
41	62	BENOIT Clement	 FRA.1991.21770	0:07:07.37	42	0:08:54.67	39		0:16:02.04	+0:01:01.77
42	35	BUCHANAN Lewis	 GBR.1993.21608	0:07:04.29	37	0:08:58.42	48		0:16:02.71	+0:01:02.44
43	72	BREEDEN Joe	 GBR.1999.33515	0:07:08.87	45	0:08:56.10	43		0:16:04.97	+0:01:04.70
44	49	LUTHI Patrick	 SUI.1992.22607	0:06:56.74	21	0:09:09.80	62		0:16:06.54	+0:01:06.27
45	55	RAIMONDI Matteo	 ITA.1995.22277	0:07:11.13	47	0:08:56.00	42		0:16:07.13	+0:01:06.86
46	59	BAUD Elliott	 FRA.1998.22053	0:07:09.37	46	0:08:58.18	47		0:16:07.55	+0:01:07.28
47	3	MIQUEL Kevin Sunn Enduro Factory Team	 FRA.1991.21704	0:07:34.97	71	0:08:37.35	7		0:16:12.32	+0:01:12.05



RESULTS OVERALL

Pos	Plate	Name Team	Nat EWS number	Stage 1Q	Pos	Stage 2	Pos	Penalties	Time	Gap
MEN										
48	17	CHAPUIS Maxime	 SUI.1994.22784	0:07:24.69	60	0:08:48.28	22		0:16:12.97	+0:01:12.70
49	56	VENDEMMIA Mirco	 ITA.1998.21871	0:07:20.39	56	0:08:53.49	38		0:16:13.88	+0:01:13.61
50	117	CARLSSON Simon	 SWE.1997.23346	0:07:11.61	48	0:09:03.88	54		0:16:15.49	+0:01:15.22
51	100	IENZER Emeric Tribe Rocky MTN POWERPLAY	 FRA.1999.31862	0:07:12.71	49	0:09:03.08	53		0:16:15.79	+0:01:15.52
52	103	PETER Stefan	 SUI.1992.23004	0:07:20.07	55	0:08:58.12	46		0:16:18.19	+0:01:17.92
53	71	BLAIR Lachlan	 GBR.1995.21426	0:07:15.89	53	0:09:06.00	56		0:16:21.89	+0:01:21.62
54	73	HALE Ant Chain Reaction Cycles	 GBR.1994.35957	0:07:22.97	59	0:09:02.15	52		0:16:25.12	+0:01:24.85
55	84	MYSIK Milan	 CZE.1993.22051	0:07:14.72	51	0:09:10.83	63		0:16:25.55	+0:01:25.28
56	89	WILLIAMS Robert	 GBR.1990.22515	0:07:13.10	50	0:09:13.36	66		0:16:26.46	+0:01:26.19
57	114	ZWAR Oliver	 SWE.1995.33395	0:07:25.50	61	0:09:06.50	58		0:16:32.00	+0:01:31.73
58	22	GARAY TAMAYO Iago Santa Cruz X SRAM	 ESP.1991.21707	0:07:25.90	64	0:09:07.73	59		0:16:33.63	+0:01:33.36













Specialized EWS Zermatt

Zermatt, Switzerland













30 August 2020













RESULTS OVERALL

Pos	Plate	Name Team	Nat EWS number	Stage 1Q	Pos	Stage 2	Pos	Penalties	Time	Gap
MEN										
59	67	WOLFE Daniel	 IRL.1988.22250	0:07:38.42	73	0:08:56.28	45		0:16:34.70	+0:01:34.43
60	86	KRASNY Carter	 CAN.1999.22027	0:07:29.65	66	0:09:05.75	55		0:16:35.40	+0:01:35.13
61	112	SILVA Pedro	 POR.1995.33419	0:07:22.85	58	0:09:17.72	69		0:16:40.57	+0:01:40.30
62	64	SECONDI Nathan Fulgur Factory Team	 FRA.1999.22133	0:07:34.96	70	0:09:06.02	57		0:16:40.98	+0:01:40.71
63	116	ZWAR KVIST Benjamin	 SWE.1999.33409	0:07:29.64	65	0:09:12.60	65		0:16:42.24	+0:01:41.97
64	79	BERTA Matteo Fulgur Factory Team	 ITA.1995.21891	0:07:35.50	72	0:09:08.28	60		0:16:43.78	+0:01:43.51
65	66	ARNAUD Quentin	 FRA.1994.22628	0:07:33.35	69	0:09:11.75	64		0:16:45.10	+0:01:44.83
66	102	WIDMER Mirco	 SUI.1990.22314	0:07:21.52	57	0:09:27.97	79		0:16:49.49	+0:01:49.22
67	99	GARCIA Tom	 FRA.1990.22226	0:07:25.67	62	0:09:26.07	76		0:16:51.74	+0:01:51.47
68	109	MIHALKOVITS Peter	 AUT.1993.23608	0:07:31.89	67	0:09:20.32	72		0:16:52.21	+0:01:51.94
69	105	MUELLER Igor	 SUI.1996.22665	0:07:32.90	68	0:09:23.50	74		0:16:56.40	+0:01:56.13
70	101	DERKUM Christian	 GER.1991.23043	0:07:41.63	75	0:09:16.77	68		0:16:58.40	+0:01:58.13












RESULTS OVERALL

Pos	Plate	Name Team	Nat EWS number	Stage 1Q	Pos	Stage 2	Pos	Penalties	Time	Gap
MEN										
71	76	LEWIS Joshua	 GBR.1993.21705	0:07:25.80	63	0:09:33.13	86		0:16:58.93	+0:01:58.66
72	98	HEBERT Ambroise	 FRA.1993.21934	0:07:54.56	82	0:09:09.27	61		0:17:03.83	+0:02:03.56
73	75	ERLANGSEN Theo	 RSA.1995.33095	0:07:48.15	78	0:09:18.52	71		0:17:06.67	+0:02:06.40
74	26	SCOTT Mark Santa Cruz X SRAM	 GBR.1993.21714	0:07:18.57	54	0:09:48.17	89		0:17:06.74	+0:02:06.47
75	96	GARANGER Arnaud	 FRA.1996.23036	0:07:52.16	79	0:09:15.17	67		0:17:07.33	+0:02:07.06
76	94	KOLAR Michael	 SVK.1992.30439	0:07:40.47	74	0:09:28.52	80		0:17:08.99	+0:02:08.72
77	81	FRANCARDO Tommaso	 ITA.1997.22813	0:07:15.00	52	0:09:54.70	90		0:17:09.70	+0:02:09.43
78	77	MARFURT Silvan	 SUI.1988.22319	0:07:53.20	80	0:09:21.28	73		0:17:14.48	+0:02:14.21
79	92	BEAN Nicolas Theory Global Enduro Team	 USA.1999.22730	0:07:47.17	77	0:09:27.93	78		0:17:15.10	+0:02:14.83
80	104	BRATSCHI Tim	 SUI.1988.23005	0:08:23.35	88	0:08:53.00	34		0:17:16.35	+0:02:16.08
81	108	ANGIOLINI Sebastien	 SUI.1993.21614	0:07:42.79	76	0:09:37.04	87		0:17:19.83	+0:02:19.56
82	82	LUPATO Denny	 ITA.1992.22852	0:08:02.11	86	0:09:18.45	70		0:17:20.56	+0:02:20.29






RESULTS OVERALL

Pos	Plate	Name Team	Nat EWS number	Stage 1Q	Pos	Stage 2	Pos	Penalties	Time	Gap
MEN										
83	83	LUPATO Alex	 ITA.1989.22851	0:07:54.32	81	0:09:31.79	82		0:17:26.11	+0:02:25.84
84	78	PUTZENLECHNER Leonhard	 GER.1993.22199	0:07:57.58	83	0:09:31.81	83		0:17:29.39	+0:02:29.12
85	113	RYAN Fergus	 GBR.1993.22458	0:07:58.84	84	0:09:32.92	85		0:17:31.76	+0:02:31.49
86	93	KNAPEC Martin	 SVK.1994.26017	0:07:59.05	85	0:09:37.47	88		0:17:36.52	+0:02:36.25
87	115	OLOFSSON Pontus	 SWE.1996.22327	0:08:09.23	87	0:09:32.72	84		0:17:41.95	+0:02:41.68
88	91	HLOWKO Alex	 GBR.1990.21357	0:08:43.60	89	0:09:30.75	81		0:18:14.35	+0:03:14.08
89	5	DAILLY Adrien Lapierre Zipp Collective	 FRA.1996.21677	0:09:01.33	90	0:10:09.03	91		0:19:10.36	+0:04:10.09
90	118	SWANBECK Daniel	 SWE.1990.32435	0:10:43.14	91	0:09:25.20	75		0:20:08.34	+0:05:08.07
91	65	FRESQUET Axel	 FRA.1998.23081	0:14:44.56	92	0:09:26.59	77		0:24:11.15	+0:09:10.88
DNF	21	TEXTOR Christian Team BULLS	 GER.1990.22845	0:07:04.75	38					
DNS	110	ALLEMANN Remy Team Dorrong Enduro	 SUI.1990.21671							







RESULTS OVERALL

Pos	Plate	Name Team	Nat EWS number	Stage 1Q	Pos	Stage 2	Pos	Penalties	Time	Gap
MEN										
DNS	97	ESCUDIER Thomas	 FRA.1991.21945							
DNS	107	OPPLIGER Timothee	 SUI.1992.21701							
DNS	74	BRANNIGAN George	 GBR.1992.22289							
DNS	88	LOMBARDI Matthew	 RSA.1997.25034							
MEN Master 40+										
1	159	PAGE Nigel Chain Reaction Cycles	 GBR.1972.23282	0:07:52.57	2	<u>0:09:40.60</u>	1		0:17:33.17	
2	160	ZANCHI Bruno	 ITA.1973.21847	0:07:56.20	3	0:09:50.65	2		0:17:46.85	+0:00:13.68
3	163	BISHOP Daniel	 GBR.1970.22823	<u>0:07:50.39</u>	1	0:09:56.52	3		0:17:46.91	+0:00:13.74
4	161	GREENWOOD Daniel	 GBR.1970.22823	0:08:20.12	4	0:10:07.45	4		0:18:27.57	+0:00:54.40
5	167	CHANTRY Renaud	 SUI.1973.24474	0:08:36.68	5	0:10:09.67	5		0:18:46.35	+0:01:13.18
6	164	CIZINSKY Milan	 CZE.1974.22018	0:09:06.45	7	0:10:22.32	6		0:19:28.77	+0:01:55.60
7	170	KARB Ingo	 GER.1973.27505	0:09:00.57	6	0:10:41.85	8		0:19:42.42	+0:02:09.25













RESULTS OVERALL

Pos	Plate	Name Team	Nat EWS number	Stage 1Q	Pos	Stage 2	Pos	Penalties	Time	Gap
MEN Master 40+										
8	171	SURBALLE Emiliano	 ARG.1978.24423	0:09:13.68	8	0:10:34.32	7		0:19:48.00	+0:02:14.83
9	169	MCNEIL John	 GBR.1969.21394	0:09:23.05	9	0:10:58.50	9		0:20:21.55	+0:02:48.38
DNS	157	RAVANEL Cedric Commencal Enduro Team	 FRA.1978.21894							
DNS	165	VAN DE HATERD Wilfred	 NED.1972.22311							
DNS	166	ANTIC Nino	 GER.1975.22312							












MEN | Under 21

1	119	VIDAL Antoine Commencal Enduro Team	 FRA.2001.25035	0:06:50.63	2	<u>0:08:37.55</u>	1		0:15:28.18	
2	120	STONE Brady Theory Global Enduro Team	 NZL.2000.23119	<u>0:06:49.12</u>	1	0:09:00.53	3		0:15:49.65	+0:00:21.47
3	128	EDMONDSON Jamie	 GBR.2001.22932	0:07:10.40	4	0:08:57.12	2		0:16:07.52	+0:00:39.34
4	131	FEJER Max Team Dorrong Enduro	 AUT.2000.21703	0:07:10.25	3	0:09:07.92	4		0:16:18.17	+0:00:49.99
5	132	STERCKX Nathan	 CAN.2001.22631	0:07:13.76	5	0:09:13.29	6		0:16:27.05	+0:00:58.87
6	121	LADEIRA Tiago Miranda Factory Team	 POR.2000.30395	0:07:18.56	6	0:09:14.25	7		0:16:32.81	+0:01:04.63

RESULTS OVERALL

Pos	Plate	Name Team	Nat EWS number	Stage 1Q	Pos	Stage 2	Pos	Penalties	Time	Gap
MEN Under 21										
7	140	WARNET Manu	 NED.2001.26267	0:07:22.77	7	0:09:19.75	9		0:16:42.52	+0:01:14.34
8	123	ICARDO Alexis Commencal Enduro Team	 FRA.2003.31902	0:07:33.94	8	0:09:10.52	5		0:16:44.46	+0:01:16.28
9	144	GOMILSCEK Zak	 SLO.2001.36054	0:07:40.77	10	0:09:20.62	10		0:17:01.39	+0:01:33.21
10	137	GARELLA Andrea	 ITA.2002.26297	0:07:39.76	9	0:09:26.50	11		0:17:06.26	+0:01:38.08
11	142	SCHLEICHER Valentin	 GER.2002.26946	0:07:42.10	11	0:09:34.00	14		0:17:16.10	+0:01:47.92
12	138	GROTTI Nicola	 ITA.2000.21925	0:07:43.77	12	0:09:34.50	15		0:17:18.27	+0:01:50.09
13	126	PELISSERO Simone Fulgur Factory Team	 ITA.2001.21940	0:07:53.47	14	0:09:32.47	13		0:17:25.94	+0:01:57.76
14	129	WILSON Thomas	 GBR.2000.22553	0:07:58.00	18	0:09:31.53	12		0:17:29.53	+0:02:01.35
15	133	ENNIS Ross	 IRL.2001.25954	0:07:54.94	16	0:09:40.42	16		0:17:35.36	+0:02:07.18
16	141	SEYDOUX Liam	 SUI.2000.23170	0:07:44.00	13	0:09:52.31	19		0:17:36.31	+0:02:08.13
17	130	PESTAK Martin	 CZE.2000.22245	0:07:56.87	17	0:09:45.78	17		0:17:42.65	+0:02:14.47
18	143	VOTH Laurin	 GER.2000.25451	0:07:54.38	15	0:09:51.22	18		0:17:45.60	+0:02:17.42

RESULTS OVERALL

Pos	Plate	Name Team	Nat EWS number	Stage 1Q	Pos	Stage 2	Pos	Penalties	Time	Gap
MEN Under 21										
19	127	MENZIES Jack	 CAN.2001.22519	0:13:00.10	20	0:09:18.20	8		0:22:18.30	+0:06:50.12
20	122	BIBOLLET Erwan	 FRA.2000.22616	0:08:40.04	19	0:23:50.72	20		0:32:30.76	+0:17:02.58
DNF	124	MACARTHUR Glenn	 FRA.2000.22879	0:59:32.84	21					
DNS	125	SACCON Matteo	 ITA.2000.21866							
WOMEN										
1	1	COURDURIER Isabeau Lapierre Zipp Collective	 FRA.1994.21731	<u>0:07:50.60</u>	1	<u>0:09:31.02</u>	1		0:17:21.62	
2	4	CHARRE Morgane Pivot Factory Racing	 FRA.1990.21958	0:08:00.69	2	0:09:43.87	2		0:17:44.56	+0:00:22.94
3	39	CONOLLY Ella SRAM Development Team	 GBR.1998.21859	0:08:22.12	3	0:09:51.83	6		0:18:13.95	+0:00:52.33
4	6	GEHRIG Anita Norco Factory Enduro	 SUI.1987.21718	0:08:36.18	7	0:10:01.77	10		0:18:37.95	+0:01:16.33
5	37	WINTON Katy Trek Factory Racing	 GBR.1993.21730	0:08:35.68	6	0:10:02.36	12		0:18:38.04	+0:01:16.42
6	10	BARAONA Rebecca Ibis Enduro Team	 GBR.1993.21715	0:08:44.74	8	0:10:00.15	8		0:18:44.89	+0:01:23.27
7	42	JONNIER Morgane Team Peugeot Cycles	 FRA.1990.22559	0:08:56.37	12	0:09:50.32	4		0:18:46.69	+0:01:25.07


Specialized EWS Zermatt

Zermatt, Switzerland
30 August 2020



RESULTS OVERALL

Pos	Plate	Name Team	Nat EWS number	Stage 1Q	Pos	Stage 2	Pos	Penalties	Time	Gap
WOMEN										
8	149	CHARLES Estelle	 FRA.1997.22205	0:08:33.44	5	0:10:15.12	14		0:18:48.56	+0:01:26.94
9	145	GILL Martha	 GBR.1997.22469	0:08:50.70	9	0:10:01.50	9		0:18:52.20	+0:01:30.58
10	9	MILLER Miranda Kona Factory Team	 CAN.1990.21687	0:08:55.42	11	0:10:02.33	11		0:18:57.75	+0:01:36.13
11	40	RICHTER Raphaela	 GER.1997.25746	0:09:04.60	13	0:09:53.68	7		0:18:58.28	+0:01:36.66
12	41	GEHRIG Carolin Norco Factory Enduro	 SUI.1987.21665	0:08:55.14	10	0:10:12.12	13		0:19:07.26	+0:01:45.64
13	43	DUVERT Julie Theory Global Enduro Team	 FRA.1996.21719	0:09:18.18	16	0:09:51.12	5		0:19:09.30	+0:01:47.68
14	7	COOK Becky	 GBR.1986.21664	0:09:04.70	14	0:10:18.42	15		0:19:23.12	+0:02:01.50
15	148	NABER Tanja	 GER.1987.22367	0:09:26.78	17	0:10:27.38	17		0:19:54.16	+0:02:32.54
16	46	SCHWENK Theresia Team BULLS	 GER.1995.23042	0:09:32.45	18	0:10:24.07	16		0:19:56.52	+0:02:34.90
17	146	TAYLOR Chloe	 GBR.1998.23462	0:09:32.60	19	0:10:29.49	18		0:20:02.09	+0:02:40.47
18	147	ROSSIN Laura	 ITA.1991.22770	0:09:17.00	15	0:10:45.86	19		0:20:02.86	+0:02:41.24
19	2	KOREM Noga GT Factory Racing	 ISR.1991.21660	0:10:29.25	21	0:09:49.62	3		0:20:18.87	+0:02:57.25










Timing and results by  SPORTident

created on 30.08.2020 20:20:52

13/15



RESULTS OVERALL

Pos	Plate	Name Team	Nat EWS number	Stage 1Q	Pos	Stage 2	Pos	Penalties	Time	Gap
WOMEN										
20	150	MORGAN Jessie-may	 GBR.1992.30385	0:10:01.55	20	0:11:21.00	21		0:21:22.55	+0:04:00.93
21	151	BJORKMAN Josefine	 SWE.1994.22313	0:11:07.95	22	0:11:03.20	20		0:22:11.15	+0:04:49.53
DNF	38	PUGIN Melanie	 FRA.1990.21693	0:08:28.30	4					
DNS	3	LANTHIER NADEAU Andreane Rocky Mountain Race Face	 CAN.1993.21609							
WOMEN Master 35+										
1	154	PAULIN Louise Margareta Ibis Enduro Team	 SWE.1978.21619	<u>0:08:39.63</u>	1	<u>0:10:24.98</u>	1		0:19:04.61	
2	153	WUNDERLIN Alba	 SUI.1984.23104	0:09:38.93	2	0:10:40.15	2		0:20:19.08	+0:01:14.47
3	152	MICHEL Daniela	 SUI.1981.21559	0:11:33.40	3	0:11:42.43	3		0:23:15.83	+0:04:11.22
WOMEN Under 21										
1	156	HARDEN Harriet Trek Factory Racing	 GBR.2001.22819	<u>0:08:23.90</u>	1	<u>0:09:58.08</u>	1		0:18:21.98	
2	155	NEWKIRK Anna	 USA.2001.25192	0:09:12.22	2	0:11:12.33	2		0:20:24.55	+0:02:02.57

Specialized EWS Zermatt

Zermatt, Switzerland

30 August 2020

RESULTS OVERALL



Statistics

Entries / Nations	Finished	DNF	DSQ	DNS	Weather	Temperature	Distance	Elevation
159 / 22	146	3	0	10	Rainy	6 °C		

DNF: did not finish · DNS: did not start · DSQ: disqualified

