












# Vittoria EWS Pietra Ligure

Pietra Ligure, Italy  
20 September 2020



## RESULTS OVERALL












Pos	Plate	Name Team	Nat EWS number	Stage 1	Pos	Stage 2	Pos	Stage 3Q	Pos	Stage 4	Pos	Stage 5	Pos	Penalties	Time	Gap
<b>MEN</b>																
1	5	<b>DAILLY Adrien</b> Lapierre Zipp Collective	 FRA.1996.21677	<u>0:03:28.35</u>	1	0:02:59.46	2	0:08:09.92	3	<u>0:03:11.93</u>	1	0:03:40.83	4		<b>0:21:30.49</b>	
2	2	<b>NICOLAI Florian</b> Trek Factory Racing	 FRA.1993.21749	0:03:37.69	5	0:03:04.45	10	0:08:11.95	8	0:03:19.35	4	<u>0:03:37.63</u>	1		<b>0:21:51.07</b>	+0:00:20.58
3	23	<b>MOIR Jack</b> Canyon Collective	 AUS.1994.33430	0:03:37.00	3	0:03:03.08	4	0:08:09.73	2	0:03:20.25	6	0:03:43.07	8		<b>0:21:53.13</b>	+0:00:22.64
4	4	<b>TORDO Dimitri</b> Canyon Collective	 FRA.1993.21764	0:03:37.38	4	0:03:04.81	13	0:08:12.44	11	0:03:19.77	5	0:03:38.88	2		<b>0:21:53.28</b>	+0:00:22.79
5	9	<b>MASTERS Edward</b> Pivot Factory Racing	 NZL.1989.22590	0:03:37.75	6	0:03:03.60	6	0:08:19.14	28	0:03:17.18	2	0:03:39.98	3		<b>0:21:57.65</b>	+0:00:27.16
6	3	<b>MIQUEL Kevin</b> Sunn Enduro Factory Team	 FRA.1991.21704	0:03:39.05	7	0:03:05.07	14	0:08:16.74	20	0:03:19.20	3	0:03:40.94	6		<b>0:22:01.00</b>	+0:00:30.51
7	11	<b>MELAMED Jesse</b> Rocky Mountain Race Face	 CAN.1992.21596	0:03:45.95	26	<u>0:02:59.20</u>	1	0:08:22.52	35	0:03:20.96	8	0:03:40.90	5		<b>0:22:09.53</b>	+0:00:39.04
8	32	<b>DENIAUD Youn</b> Giant Factory Off-Road	 FRA.1996.22994	0:03:39.62	8	0:03:04.77	12	0:08:13.92	14	0:03:26.35	15	0:03:49.30	15		<b>0:22:13.96</b>	+0:00:43.47
9	29	<b>LARBEOU Guillaume</b> FRA.1994.25575	 FRA.1994.25575	0:03:42.95	13	0:03:04.21	9	0:08:19.53	29	0:03:24.13	13	0:03:44.65	9		<b>0:22:15.47</b>	+0:00:44.98
10	26	<b>JEANDEL Louis</b> FRA.1998.22140	 FRA.1998.22140	0:03:39.70	9	0:03:03.35	5	0:08:29.82	53	0:03:21.04	9	0:03:42.15	7		<b>0:22:16.06</b>	+0:00:45.57
11	36	<b>VERNER Rhys</b> Kona Factory Team	 CAN.1997.22407	0:03:43.20	14	0:03:06.18	16	<u>0:08:06.02</u>	1	0:03:33.80	27	0:03:47.63	13		<b>0:22:16.83</b>	+0:00:46.34

# Vittoria EWS Pietra Ligure

Pietra Ligure, Italy  
20 September 2020



## RESULTS OVERALL












Pos	Plate	Name Team	Nat EWS number	Stage 1	Pos	Stage 2	Pos	Stage 3Q	Pos	Stage 4	Pos	Stage 5	Pos	Penalties	Time	Gap
<b>MEN</b>																
12	31	<b>OTON Damien</b> Orbea FOX Enduro Team	 FRA.1987.21728	0:03:44.38	18	0:03:07.69	20	0:08:16.90	22	0:03:22.13	10	0:03:47.32	12		<b>0:22:18.42</b>	+0:00:47.93
13	22	<b>GALY Theo</b> Sunn Enduro Factory Team	 FRA.1990.21691	0:03:45.49	25	0:03:03.88	7	0:08:21.44	33	0:03:20.62	7	0:03:55.01	28		<b>0:22:26.44</b>	+0:00:55.95
14	35	<b>MURRAY Charles</b> Pivot Factory Racing	 NZL.1996.22752	0:03:42.20	12	0:03:05.67	15	0:08:16.85	21	0:03:35.73	35	0:03:46.52	10		<b>0:22:26.97</b>	+0:00:56.48
15	55	<b>LUTHI Patrick</b> SUI.1992.22607	 SUI.1992.22607	0:03:47.28	36	0:03:07.95	23	0:08:12.45	12	0:03:32.57	24	0:03:46.90	11		<b>0:22:27.15</b>	+0:00:56.66
16	24	<b>HEAP Elliott</b> Chain Reaction Cycles	 GBR.1998.21783	0:03:44.42	19	0:03:04.64	11	0:08:27.38	49	0:03:25.85	14	0:03:47.71	14		<b>0:22:30.00</b>	+0:00:59.51
17	14	<b>LUCAS Cole</b> Ibis Enduro Team	 NZL.1998.23013	0:03:45.12	23	0:03:10.25	32	0:08:16.47	18	0:03:32.85	26	0:03:49.50	16		<b>0:22:34.19</b>	+0:01:03.70
18	38	<b>PESENTI Marcello</b> ITA.1994.21853	 ITA.1994.21853	0:03:45.98	27	0:03:11.46	39	0:08:18.37	25	0:03:23.78	12	0:03:55.10	30		<b>0:22:34.69</b>	+0:01:04.20
19	28	<b>CALLAGHAN Gregory</b> Unior Devinci Factory Racing	 IRL.1991.21827	0:03:51.97	54	0:03:07.19	18	0:08:25.42	42	0:03:23.00	11	0:03:49.68	18		<b>0:22:37.26</b>	+0:01:06.77
20	39	<b>NATION Joseph</b> NZL.1989.21670	 NZL.1989.21670	0:03:48.20	40	0:03:08.97	26	0:08:16.69	19	0:03:34.61	31	0:03:49.62	17		<b>0:22:38.09</b>	+0:01:07.60
21	65	<b>VENDEMMIA Mirco</b> ITA.1998.21871	 ITA.1998.21871	0:03:55.58	59	0:03:06.25	17	0:08:11.87	7	0:03:34.45	29	0:03:55.68	35		<b>0:22:43.83</b>	+0:01:13.34
22	93	<b>BRATSCHI Tim</b> SUI.1988.23005	 SUI.1988.23005	0:03:48.95	43	0:03:13.19	51	0:08:10.92	5	0:03:35.72	34	0:03:55.50	33		<b>0:22:44.28</b>	+0:01:13.79

# Vittoria EWS Pietra Ligure

Pietra Ligure, Italy  
20 September 2020



## RESULTS OVERALL












Pos	Plate	Name Team	Nat EWS number	Stage 1	Pos	Stage 2	Pos	Stage 3Q	Pos	Stage 4	Pos	Stage 5	Pos	Penalties	Time	Gap
<b>MEN</b>																
23	20	<b>LAPEYRIE Thomas</b>	 FRA.1990.21601	0:03:46.60	31	0:03:07.62	19	0:08:23.62	39	0:03:30.34	20	0:03:56.47	36		<b>0:22:44.65</b>	+0:01:14.16
24	60	<b>GAILLOT Baptiste</b>	 FRA.1991.21771	0:03:50.50	46	0:03:09.37	28	0:08:15.07	16	0:03:35.00	32	0:03:55.36	31		<b>0:22:45.30</b>	+0:01:14.81
25	34	<b>KERR Bernard</b> Pivot Factory Racing	 GBR.1991.27607	0:03:44.95	22	0:03:08.60	25	0:08:33.93	65	0:03:28.55	17	0:03:50.58	20		<b>0:22:46.61</b>	+0:01:16.12
26	30	<b>BURNS CONTRERAS Pedro</b> Trek Factory Racing	 CHI.1997.21729	0:03:46.87	34	0:03:09.60	29	0:08:29.29	52	0:03:31.70	23	0:03:49.73	19		<b>0:22:47.19</b>	+0:01:16.70
27	64	<b>RAIMONDI Matteo</b>	 ITA.1995.22277	0:03:48.87	42	0:03:09.84	30	0:08:10.37	4	0:03:43.42	52	0:03:55.07	29		<b>0:22:47.57</b>	+0:01:17.08
28	54	<b>CONNELL Joseph</b>	 GBR.1994.21745	0:03:45.14	24	0:03:10.65	36	0:08:16.90	22	0:03:38.20	40	0:03:57.13	39		<b>0:22:48.02</b>	+0:01:17.53
29	17	<b>CHAPUIS Maxime</b>	 SUI.1994.22784	0:03:53.59	55	0:03:10.47	35	0:08:22.72	37	0:03:30.00	19	0:03:51.27	22		<b>0:22:48.05</b>	+0:01:17.56
30	74	<b>BLAIR Lachlan</b>	 GBR.1995.21426	0:03:44.27	16	0:03:08.31	24	0:08:12.27	10	0:03:39.42	41	0:04:05.13	54		<b>0:22:49.40</b>	+0:01:18.91
31	19	<b>STUTTARD Mathew</b>	 GBR.1993.21661	0:03:47.60	37	0:03:11.84	42	0:08:30.00	55	0:03:28.60	18	0:03:52.50	24		<b>0:22:50.54</b>	+0:01:20.05
32	6	<b>GAUVIN Remi</b> Rocky Mountain Race Face	 CAN.1992.21624	0:03:44.25	15	0:03:07.73	21	0:08:43.05	82	0:03:27.80	16	0:03:50.60	21		<b>0:22:53.43</b>	+0:01:22.94
33	69	<b>MYSIK Milan</b>	 CZE.1993.22051	0:03:55.71	61	0:03:12.25	45	0:08:11.98	9	0:03:39.87	43	0:03:55.66	34		<b>0:22:55.47</b>	+0:01:24.98

# Vittoria EWS Pietra Ligure

Pietra Ligure, Italy  
20 September 2020



## RESULTS OVERALL












Pos	Plate	Name Team	Nat EWS number	Stage 1	Pos	Stage 2	Pos	Stage 3Q	Pos	Stage 4	Pos	Stage 5	Pos	Penalties	Time	Gap
<b>MEN</b>																
34	186	<b>TEXTOR Christian</b> Team BULLS	 GER.1990.22845	0:03:46.20	30	0:03:13.09	49	0:08:27.03	47	0:03:34.00	28	0:03:57.00	37		<b>0:22:57.32</b>	+0:01:26.83
35	33	<b>MASTERS Wyn</b> GT Factory Racing	 NZL.1987.21663	0:03:47.75	38	0:03:07.84	22	0:08:37.80	71	0:03:31.40	22	0:03:54.89	26		<b>0:22:59.68</b>	+0:01:29.19
36	40	<b>SCOTT Mark</b> Santa Cruz X SRAM	 GBR.1993.21714	0:03:51.32	51	0:03:12.15	44	0:08:27.27	48	0:03:35.25	33	0:03:53.84	25		<b>0:22:59.83</b>	+0:01:29.34
37	118	<b>CARLSSON Simon</b>	 SWE.1997.23346	0:03:45.98	27	0:03:10.25	32	0:08:11.82	6	0:03:49.55	57	0:04:02.97	48		<b>0:23:00.57</b>	+0:01:30.08
38	81	<b>FRIGOUT Lucas</b>	 FRA.1993.22829	0:03:47.93	39	0:03:12.88	48	0:08:23.18	38	0:03:36.84	38	0:04:01.32	42		<b>0:23:02.15</b>	+0:01:31.66
39	61	<b>DE VOCHT Bart</b>	 BEL.1992.23075	0:03:59.62	73	0:03:18.25	69	0:08:18.20	24	0:03:34.52	30	0:03:51.93	23		<b>0:23:02.52</b>	+0:01:32.03
40	25	<b>PERSAK Vid</b> Orbea FOX Enduro Team	 SLO.1996.22810	0:03:57.55	67	0:03:11.92	43	0:08:25.78	45	0:03:32.65	25	0:03:55.49	32		<b>0:23:03.39</b>	+0:01:32.90
41	53	<b>BARNES Joe</b>	 GBR.1988.21748	0:03:46.10	29	0:03:12.50	46	0:08:24.83	40	0:03:39.98	44	0:04:02.25	45		<b>0:23:05.66</b>	+0:01:35.17
42	10	<b>JOHANSEN Zakarias Blom</b> Cube Action Team	 SWE.1992.21863	0:03:44.72	21	0:03:09.17	27	0:08:34.02	66	0:03:40.80	47	0:04:02.50	46		<b>0:23:11.21</b>	+0:01:40.72
43	80	<b>ARNAUD Quentin</b>	 FRA.1994.22628	0:03:56.38	64	0:03:15.87	58	0:08:18.60	27	0:03:40.10	45	0:04:01.84	44		<b>0:23:12.79</b>	+0:01:42.30
44	58	<b>TRABAC Elliot</b>	 FRA.1996.21710	0:03:54.70	56	0:03:13.75	52	0:08:20.25	30	0:03:41.36	49	0:04:03.22	49		<b>0:23:13.28</b>	+0:01:42.79

# Vittoria EWS Pietra Ligure

Pietra Ligure, Italy  
20 September 2020



## RESULTS OVERALL












Pos	Plate	Name Team	Nat EWS number	Stage 1	Pos	Stage 2	Pos	Stage 3Q	Pos	Stage 4	Pos	Stage 5	Pos	Penalties	Time	Gap
<b>MEN</b>																
45	78	<b>SERVANT Camille</b>	 FRA.1994.22691	0:03:48.85	41	0:03:10.69	38	0:08:26.25	46	0:03:41.35	48	0:04:07.52	56		<b>0:23:14.66</b>	+0:01:44.17
46	96	<b>LUKASIK Slawomir</b>	 POL.1993.24876	0:03:44.27	16	0:03:11.47	40	0:08:40.60	76	0:03:44.50	53	0:03:54.97	27		<b>0:23:15.81</b>	+0:01:45.32
47	85	<b>FRANCARDO Tommaso</b>	 ITA.1997.22813	0:03:46.99	35	0:03:10.65	36	0:08:12.85	13	0:03:36.50	36	0:04:28.92	93		<b>0:23:15.91</b>	+0:01:45.42
48	98	<b>SEHNAL Stanislav</b>	 CZE.1994.36084	0:04:12.63	97	0:03:11.60	41	0:08:14.09	15	0:03:36.78	37	0:04:01.12	41		<b>0:23:16.22</b>	+0:01:45.73
49	73	<b>GALLAGHER Christopher</b>	 GBR.1993.23014	0:03:51.79	52	0:03:18.96	72	0:08:22.47	34	0:03:41.65	50	0:04:01.68	43		<b>0:23:16.55</b>	+0:01:46.06
50	84	<b>MARRY Kevin</b>	 FRA.1998.33982	0:03:49.82	44	0:03:10.33	34	0:08:20.95	32	0:03:52.08	65	0:04:07.87	57		<b>0:23:21.05</b>	+0:01:50.56
51	62	<b>TORRALBA GARASA Gabriel</b> Orbea FOX Enduro Team	 ESP.1997.21633	0:03:44.48	20	0:03:23.78	94	0:08:31.78	57	0:03:39.75	42	0:04:03.60	50		<b>0:23:23.39</b>	+0:01:52.90
52	67	<b>WILLIAMS Robert</b>	 GBR.1990.22515	0:03:51.87	53	0:03:14.95	56	0:08:22.55	36	0:03:49.59	58	0:04:11.22	64		<b>0:23:30.18</b>	+0:01:59.69
53	83	<b>HEBERT Ambroise</b>	 FRA.1993.21934	0:03:55.98	62	0:03:16.18	60	0:08:28.80	50	0:03:50.65	62	0:04:03.72	51		<b>0:23:35.33</b>	+0:02:04.84
54	82	<b>GARANGER Arnaud</b>	 FRA.1996.23036	0:03:50.62	48	0:03:13.18	50	0:08:38.70	73	0:03:50.07	59	0:04:04.23	52		<b>0:23:36.80</b>	+0:02:06.31
55	76	<b>IENZER Emeric</b>	 FRA.1999.31862	0:03:57.59	68	0:03:20.10	76	0:08:25.71	44	0:03:45.57	54	0:04:08.30	58		<b>0:23:37.27</b>	+0:02:06.78

# Vittoria EWS Pietra Ligure

Pietra Ligure, Italy  
20 September 2020



## RESULTS OVERALL












Pos	Plate	Name Team	Nat EWS number	Stage 1	Pos	Stage 2	Pos	Stage 3Q	Pos	Stage 4	Pos	Stage 5	Pos	Penalties	Time	Gap
<b>MEN</b>																
56	113	<b>WATSON Corey</b>	 GBR.1999.35483	0:03:55.20	58	0:03:16.42	62	0:08:43.70	84	0:03:40.65	46	0:04:02.90	47		<b>0:23:38.87</b>	+0:02:08.38
57	91	<b>STONIG Matthias</b>	 AUT.1989.21580	0:03:51.10	50	0:03:13.81	53	0:08:32.82	63	0:03:52.37	66	0:04:09.93	60		<b>0:23:40.03</b>	+0:02:09.54
58	95	<b>CHARVAT Matej</b>	 CZE.1985.30440	0:03:55.65	60	0:03:17.08	66	0:08:20.55	31	0:03:51.27	63	0:04:17.41	74		<b>0:23:41.96</b>	+0:02:11.47
59	116	<b>ZWAR KVIST Benjamin</b>	 SWE.1999.33409	0:03:50.80	49	0:03:15.30	57	0:08:32.33	60	0:04:05.18	88	0:04:04.32	53		<b>0:23:47.93</b>	+0:02:17.44
60	52	<b>BUCHANAN Lewis</b>	 GBR.1993.21608	0:03:59.78	75	0:03:18.70	71	0:08:43.80	85	0:03:42.25	51	0:04:06.37	55		<b>0:23:50.90</b>	+0:02:20.41
61	57	<b>HEINIGER Nils</b>	 NZL.1999.25218	0:03:50.42	45	0:03:13.83	54	0:08:45.67	88	0:03:52.43	67	0:04:09.92	59		<b>0:23:52.27</b>	+0:02:21.78
62	70	<b>KRASNY Carter</b>	 CAN.1999.22027	0:03:57.35	66	0:03:20.60	80	0:08:37.04	70	0:03:54.14	69	0:04:10.75	63		<b>0:23:59.88</b>	+0:02:29.39
63	88	<b>DALPIAN Davide</b>	 ITA.1997.21865	0:03:58.67	70	0:03:17.90	68	0:08:29.25	51	0:04:05.89	89	0:04:10.50	62		<b>0:24:02.21</b>	+0:02:31.72
64	97	<b>STANO Lubos</b>	 SVK.1995.32701	0:03:59.95	77	0:03:20.82	81	0:08:25.55	43	0:03:54.88	72	0:04:21.42	86		<b>0:24:02.62</b>	+0:02:32.13
65	100	<b>BLAHA Vojtech</b>	 CZE.1999.22684	0:04:03.47	86	0:03:16.50	63	0:08:32.36	61	0:03:56.55	78	0:04:13.85	69		<b>0:24:02.73</b>	+0:02:32.24
66	117	<b>KANGAS Oliwer</b>	 SWE.1992.33903	0:04:01.70	81	0:03:14.75	55	0:08:25.07	41	0:04:02.60	84	0:04:19.15	81		<b>0:24:03.27</b>	+0:02:32.78

# Vittoria EWS Pietra Ligure

Pietra Ligure, Italy  
20 September 2020



## RESULTS OVERALL

Pos	Plate	Name Team	Nat EWS number	Stage 1	Pos	Stage 2	Pos	Stage 3Q	Pos	Stage 4	Pos	Stage 5	Pos	Penalties	Time	Gap
<b>MEN</b>																
67	121	<b>MUELLER Igor</b>	 SUI.1996.22665	0:04:03.21	83	0:03:21.00	82	0:08:40.92	77	0:03:46.92	56	0:04:13.25	67		<b>0:24:05.30</b>	+0:02:34.81
68	87	<b>DODINO Giacomo</b>	 ITA.1994.22466	0:04:03.43	85	0:03:23.43	92	0:08:31.82	58	0:03:54.70	71	0:04:12.00	65		<b>0:24:05.38</b>	+0:02:34.89
69	92	<b>PETER Stefan</b>	 SUI.1992.23004	0:03:58.50	69	0:03:16.05	59	0:08:36.43	68	0:03:55.87	76	0:04:19.87	83		<b>0:24:06.72</b>	+0:02:36.23
70	63	<b>RONZON Erwin</b>	 ITA.1997.21868	0:05:09.24	107	0:03:09.95	31	0:08:15.80	17	0:03:31.19	21	0:04:00.98	40		<b>0:24:07.16</b>	+0:02:36.67
71	126	<b>LOEFFLER Christian</b>	 GER.1993.23169	0:03:57.33	65	0:03:19.10	73	0:08:44.75	86	0:03:54.13	68	0:04:13.62	68		<b>0:24:08.93</b>	+0:02:38.44
72	104	<b>KNAPEC Martin</b>	 SVK.1994.26017	0:04:02.12	82	0:03:22.44	89	0:08:31.24	56	0:04:04.63	87	0:04:14.60	70		<b>0:24:15.03</b>	+0:02:44.54
73	106	<b>BARTA Ondrej</b>	 CZE.1986.33153	0:03:54.88	57	0:03:22.40	88	0:08:41.99	80	0:03:57.75	79	0:04:18.20	78		<b>0:24:15.22</b>	+0:02:44.73
74	75	<b>MOYNIHAN Liam</b>	 GBR.1991.21835	0:04:03.52	87	0:03:21.75	84	0:08:39.10	74	0:03:50.40	61	0:04:20.52	85		<b>0:24:15.29</b>	+0:02:44.80
75	112	<b>HUTCHENS Chris</b>	 GBR.1989.22999	0:04:00.93	80	0:03:20.23	77	0:08:41.10	78	0:03:55.34	74	0:04:17.80	75		<b>0:24:15.40</b>	+0:02:44.91
76	90	<b>VON HEYDEN LANGELAAN Carlos</b>	 ESP.1998.32853	0:03:46.70	32	0:04:03.54	103	0:08:18.45	26	0:03:51.42	64	0:04:15.35	71		<b>0:24:15.46</b>	+0:02:44.97
77	94	<b>MIHALKOVITS Peter</b>	 AUT.1993.23608	0:03:59.44	72	0:03:17.65	67	0:08:36.30	67	0:04:07.25	90	0:04:16.93	73		<b>0:24:17.57</b>	+0:02:47.08














# Vittoria EWS Pietra Ligure

Pietra Ligure, Italy  
20 September 2020



## RESULTS OVERALL

Pos	Plate	Name Team	Nat EWS number	Stage 1	Pos	Stage 2	Pos	Stage 3Q	Pos	Stage 4	Pos	Stage 5	Pos	Penalties	Time	Gap
<b>MEN</b>																
78	79	<b>MORRA Gwenaël</b>	 FRA.1990.24830	0:04:08.07	94	0:03:22.32	87	0:08:42.95	81	0:03:54.15	70	0:04:10.25	61		<b>0:24:17.74</b>	+0:02:47.25
79	68	<b>WOLFE Daniel</b>	 IRL.1988.22250	0:03:58.68	71	0:03:49.32	102	0:08:31.94	59	0:03:50.33	60	0:04:12.20	66		<b>0:24:22.47</b>	+0:02:51.98
80	72	<b>SHIRLEY James</b>	 GBR.1989.22351	0:04:04.85	88	0:03:19.92	75	0:08:43.15	83	0:03:55.88	77	0:04:18.84	80		<b>0:24:22.64</b>	+0:02:52.15
81	127	<b>BERNET Jonas</b>	 SUI.1994.33390	0:03:59.63	74	0:03:18.43	70	0:08:49.42	91	0:04:02.90	85	0:04:15.35	71		<b>0:24:25.73</b>	+0:02:55.24
82	102	<b>ROJCEK Adam</b>	 SVK.1998.36070	0:04:06.10	91	0:03:19.32	74	0:08:47.55	90	0:03:55.15	73	0:04:17.93	77		<b>0:24:26.05</b>	+0:02:55.56
83	101	<b>KRAL Antonin</b>	 CZE.1996.36085	0:04:06.35	92	0:03:20.58	79	0:08:29.90	54	0:03:59.40	81	0:04:30.48	95		<b>0:24:26.71</b>	+0:02:56.22
84	89	<b>MARI MARI Mariano</b>	 ESP.1997.22453	0:04:12.97	99	0:03:21.81	85	0:08:41.37	79	0:03:55.61	75	0:04:17.90	76		<b>0:24:29.66</b>	+0:02:59.17
85	86	<b>LUPATO Alex</b>	 ITA.1989.22851	0:04:08.02	93	0:03:20.45	78	0:08:32.90	64	0:03:59.28	80	0:04:30.08	94		<b>0:24:30.73</b>	+0:03:00.24
86	59	<b>SECONDI Nathan</b> Fulgur Factory Team	 FRA.1999.22133	0:03:40.90	10	0:03:04.00	8	0:10:22.27	102	0:03:37.53	39	0:03:57.07	38		<b>0:24:41.77</b>	+0:03:11.28
87	122	<b>PFEIL Max</b>	 GER.1998.27442	0:04:05.60	90	0:03:22.50	90	0:08:39.27	75	0:04:15.97	94	0:04:20.25	84		<b>0:24:43.59</b>	+0:03:13.10
88	108	<b>JONSSON Sharjah</b>	 RSA.1999.22749	0:04:05.35	89	0:03:21.93	86	0:08:46.72	89	0:04:03.35	86	0:04:28.60	90		<b>0:24:45.95</b>	+0:03:15.46














# Vittoria EWS Pietra Ligure

Pietra Ligure, Italy  
20 September 2020



## RESULTS OVERALL

Pos	Plate	Name Team	Nat EWS number	Stage 1	Pos	Stage 2	Pos	Stage 3Q	Pos	Stage 4	Pos	Stage 5	Pos	Penalties	Time	Gap
<b>MEN</b>																
89	66	<b>HALE Ant</b> Chain Reaction Cycles	 GBR.1994.35957	0:03:56.25	63	0:03:25.27	96	0:09:05.08	101	0:04:01.15	82	0:04:19.72	82		<b>0:24:47.47</b>	+0:03:16.98
90	115	<b>OLOFSSON Pontus</b>	 SWE.1996.22327	0:04:00.42	78	0:03:21.65	83	0:08:38.69	72	0:04:28.50	99	0:04:18.82	79		<b>0:24:48.08</b>	+0:03:17.59
91	123	<b>DERKUM Christian</b>	 GER.1991.23043	0:04:09.22	95	0:03:24.28	95	0:08:32.36	61	0:04:17.38	95	0:04:26.12	88		<b>0:24:49.36</b>	+0:03:18.87
92	111	<b>RYAN Fergus</b>	 GBR.1993.22458	0:04:03.30	84	0:03:23.71	93	0:08:50.30	92	0:04:11.20	91	0:04:28.82	92		<b>0:24:57.33</b>	+0:03:26.84
93	99	<b>RUS Simon</b>	 SVK.1999.35822	0:04:17.52	102	0:03:28.13	98	0:08:45.52	87	0:04:02.20	83	0:04:28.72	91		<b>0:25:02.09</b>	+0:03:31.60
94	37	<b>GARAY TAMAYO Iago</b> Santa Cruz X SRAM	 ESP.1991.21707	0:03:50.57	47	0:03:12.63	47	0:08:36.46	69	0:03:46.46	55	0:05:44.13	102		<b>0:25:10.25</b>	+0:03:39.76
95	125	<b>ANGIOLINI Sebastien</b>	 SUI.1993.21614	0:04:12.70	98	0:03:27.70	97	0:08:56.24	94	0:04:11.90	92	0:04:24.65	87		<b>0:25:13.19</b>	+0:03:42.70
96	110	<b>BEAN Nicolas</b> Theory Global Enduro Team	 USA.1999.22730	0:04:13.30	101	0:03:22.58	91	0:09:00.89	97	0:04:26.40	98	0:04:32.30	96		<b>0:25:35.47</b>	+0:04:04.98
97	128	<b>D'AROMA Giovanni</b>	 ITA.1993.22769	0:04:23.39	106	0:03:32.10	99	0:08:52.75	93	0:04:21.27	96	0:04:37.07	98		<b>0:25:46.58</b>	+0:04:16.09
98	120	<b>HORNQVIST Adrian</b>	 SWE.1987.23208	0:04:17.58	103	0:03:33.50	101	0:09:00.17	96	0:04:22.62	97	0:04:40.30	99		<b>0:25:54.17</b>	+0:04:23.68
99	119	<b>SWANBECK Daniel</b>	 SWE.1990.32435	0:03:59.93	76	0:03:16.77	64	0:09:03.57	99	0:04:48.44	102	0:05:09.65	101		<b>0:26:18.36</b>	+0:04:47.87

## RESULTS OVERALL

Pos	Plate	Name Team	Nat EWS number	Stage 1	Pos	Stage 2	Pos	Stage 3Q	Pos	Stage 4	Pos	Stage 5	Pos	Penalties	Time	Gap
<b>MEN</b>																
100	124	<b>SCHWENK Robert</b>	 GER.1994.23041	0:04:20.52	105	0:03:32.88	100	0:09:00.97	98	0:04:48.25	101	0:04:35.90	97		<b>0:26:18.52</b>	+0:04:48.03
101	103	<b>KOLAR Michael</b>	 SVK.1992.30439	0:04:19.75	104	0:05:00.90	105	0:08:56.66	95	0:04:36.72	100	0:04:44.63	100		<b>0:27:38.66</b>	+0:06:08.17
102	105	<b>LETAK Petr</b>	 CZE.1993.23009	0:04:12.44	96	0:05:00.41	104	0:18:33.60	105	0:04:13.46	93	0:04:27.18	89		<b>0:36:27.09</b>	+0:14:56.60
DNF	27	<b>RUDEAU Alex</b> Commencal Enduro Team	 FRA.1996.25071	0:03:41.05	11	0:03:16.40	61	0:09:04.32	100							
DNF	56	<b>DRACH Torben</b>	 GER.1998.22419	0:04:00.48	79	0:03:16.82	65	0:11:32.46	103							
DNF	21	<b>MAES Martin</b> GT Factory Racing	 BEL.1997.21636	0:03:35.50	2	0:03:00.67	3	0:11:33.70	104							
DNF	13	<b>WALLNER Robin</b> Ibis Enduro Team	 SWE.1988.21594	0:03:46.75	33	0:15:29.45	106									
DNF	109	<b>HOLOWKO Alex</b>	 GBR.1990.21357	0:04:13.15	100											
DNS	107	<b>ERLANGSEN Theo</b>	 RSA.1995.33095													

### MEN | Master 40+












1	171	<b>AMOUR Karim</b>	 FRA.1975.21696	<u>0:03:59.52</u>	1	0:03:23.90	2	0:08:43.60	2	<u>0:03:32.00</u>	1	<u>0:04:08.69</u>	1		<b>0:23:47.71</b>	
2	172	<b>RAVANEL Cedric</b> Commencal Enduro Team	 FRA.1978.21894	0:04:02.82	2	<u>0:03:19.50</u>	1	<u>0:08:37.94</u>	1	0:03:34.62	2	0:04:15.68	2		<b>0:23:50.56</b>	+0:00:02.85

# Vittoria EWS Pietra Ligure

Pietra Ligure, Italy  
20 September 2020



## RESULTS OVERALL












Pos	Plate	Name Team	Nat EWS number	Stage 1	Pos	Stage 2	Pos	Stage 3Q	Pos	Stage 4	Pos	Stage 5	Pos	Penalties	Time	Gap
<b>MEN   Master 40+</b>																
3	169	<b>ZANCHI Bruno</b>	 ITA.1973.21847	0:04:08.51	3	0:03:46.34	5	0:09:02.33	3	0:03:43.32	3	0:04:22.92	3		<b>0:25:03.42</b>	+0:01:15.71
4	170	<b>PAGE Nigel</b> Chain Reaction Cycles	 GBR.1972.23282	0:04:10.68	4	0:03:33.15	3	0:09:22.45	4	0:03:47.87	4	0:04:35.28	4		<b>0:25:29.43</b>	+0:01:41.72
5	166	<b>SCOTT Darren</b>	 GBR.1971.22334	0:04:27.56	5	0:03:50.77	7	0:09:42.37	5	0:04:09.80	5	0:04:48.80	5		<b>0:26:59.30</b>	+0:03:11.59
6	165	<b>KARB Ingo</b>	 GER.1973.27505	0:04:32.63	6	0:03:45.92	4	0:09:50.60	6	0:04:30.87	7	0:04:58.95	6		<b>0:27:38.97</b>	+0:03:51.26
7	168	<b>CIZINSKY Milan</b>	 CZE.1974.22018	0:04:35.63	7	0:03:48.29	6	0:09:54.52	7	0:04:28.70	6	0:05:05.38	7		<b>0:27:52.52</b>	+0:04:04.81
8	163	<b>HUGHES David</b>	 IRL.1971.21814	0:05:04.35	9	0:04:08.78	9	0:11:09.45	8	0:06:26.65	8	0:07:50.93	8		<b>0:34:40.16</b>	+0:10:52.45
DNF	164	<b>SURBALLE Emiliano</b>	 ARG.1978.24423	0:04:40.83	8	0:03:57.15	8	0:12:36.45	9							
<b>MEN   Under 21</b>																
1	129	<b>VIDAL Antoine</b> Commencal Enduro Team	 FRA.2001.25035	<u>0:03:47.87</u>	<u>1</u>	<u>0:03:07.05</u>	<u>1</u>	0:08:04.46	2	<u>0:03:39.80</u>	<u>1</u>	<u>0:03:55.04</u>	<u>1</u>		<b>0:22:34.22</b>	
2	130	<b>STONE Brady</b> Theory Global Enduro Team	 NZL.2000.23119	0:03:55.03	5	0:03:07.62	2	<u>0:08:02.14</u>	<u>1</u>	0:04:00.17	11	0:04:16.93	10		<b>0:23:21.89</b>	+0:00:47.67
3	131	<b>EDMONDSON Jamie</b>	 GBR.2001.22932	0:04:00.75	14	0:03:13.17	3	0:08:20.08	3	0:03:48.77	2	0:04:00.46	2		<b>0:23:23.23</b>	+0:00:49.01
4	179	<b>FRANCK Gilles</b>	 BEL.2000.22291	0:03:55.25	6	0:03:14.82	7	0:08:22.55	6	0:03:51.62	4	0:04:07.52	3		<b>0:23:31.76</b>	+0:00:57.54

# Vittoria EWS Pietra Ligure

Pietra Ligure, Italy  
20 September 2020



## RESULTS OVERALL












Pos	Plate	Name Team	Nat EWS number	Stage 1	Pos	Stage 2	Pos	Stage 3Q	Pos	Stage 4	Pos	Stage 5	Pos	Penalties	Time	Gap
<b>MEN   Under 21</b>																
5	138	<b>WARNET</b> Manu	 NED.2001.26267	0:03:54.15	4	0:03:17.63	8	0:08:21.05	4	0:03:58.88	6	0:04:11.00	6		<b>0:23:42.71</b>	+0:01:08.49
6	156	<b>RYYNANEN</b> Tarmo	 FIN.2002.31950	0:03:57.33	8	0:03:14.47	6	0:08:26.47	9	0:03:49.50	3	0:04:19.15	12		<b>0:23:46.92</b>	+0:01:12.70
7	132	<b>MACARTHUR</b> Glenn	 FRA.2000.22879	0:03:56.23	7	0:03:13.75	5	0:08:25.73	8	0:03:59.40	9	0:04:13.57	8		<b>0:23:48.68</b>	+0:01:14.46
8	133	<b>ICARDO</b> Alexis Commencal Enduro Team	 FRA.2003.31902	0:03:52.13	3	0:03:13.65	4	0:08:23.83	7	0:04:14.94	19	0:04:09.05	4		<b>0:23:53.60</b>	+0:01:19.38
9	147	<b>MEIER-SMITH</b> Luke	 AUS.2002.25147	0:03:49.88	2	0:03:27.55	19	0:08:22.17	5	0:03:56.68	5	0:04:18.52	11		<b>0:23:54.80</b>	+0:01:20.58
10	149	<b>EBDON</b> Jake	 GBR.2001.32703	0:04:03.37	19	0:03:24.79	17	0:08:26.74	10	0:03:59.28	8	0:04:09.22	5		<b>0:24:03.40</b>	+0:01:29.18
11	135	<b>FEJER</b> Max Team Dorrong Enduro	 AUT.2000.21703	0:03:58.85	9	0:03:19.94	10	0:08:31.58	12	0:04:09.91	14	0:04:11.68	7		<b>0:24:11.96</b>	+0:01:37.74
12	143	<b>PELISSERO</b> Simone Fulgur Factory Team	 ITA.2001.21940	0:04:00.40	13	0:03:22.57	14	0:08:41.15	15	0:04:05.67	12	0:04:24.18	17		<b>0:24:33.97</b>	+0:01:59.75
13	141	<b>GARELLA</b> Andrea	 ITA.2002.26297	0:03:59.67	11	0:03:22.50	13	0:08:40.25	14	0:04:13.22	17	0:04:26.16	18		<b>0:24:41.80</b>	+0:02:07.58
14	146	<b>MENZIES</b> Jack	 CAN.2001.22519	0:03:59.10	10	0:03:21.23	12	0:08:30.54	11	0:04:30.57	25	0:04:22.95	14		<b>0:24:44.39</b>	+0:02:10.17
15	142	<b>GROTTI</b> Nicola	 ITA.2000.21925	0:04:02.17	17	0:03:17.73	9	0:08:36.90	13	0:04:13.47	18	0:04:36.62	22		<b>0:24:46.89</b>	+0:02:12.67

# Vittoria EWS Pietra Ligure

Pietra Ligure, Italy  
20 September 2020



## RESULTS OVERALL

Pos	Plate	Name Team	Nat EWS number	Stage 1	Pos	Stage 2	Pos	Stage 3Q	Pos	Stage 4	Pos	Stage 5	Pos	Penalties	Time	Gap
<b>MEN   Under 21</b>																
16	145	WILSON Thomas	 GBR.2000.22553	0:04:09.55	23	0:03:23.45	15	0:08:44.75	16	0:04:10.98	15	0:04:21.87	13		<b>0:24:50.60</b>	+0:02:16.38
17	153	JANSER Robin	 SUI.2000.25837	0:04:01.98	16	0:03:20.45	11	0:08:50.58	22	0:03:59.58	10	0:04:38.02	23		<b>0:24:50.61</b>	+0:02:16.39
18	134	BIBOLLET Erwan	 FRA.2000.22616	0:04:10.33	24	0:03:38.02	25	0:08:45.94	17	0:04:08.12	13	0:04:13.98	9		<b>0:24:56.39</b>	+0:02:22.17
19	155	HOGLUND Andreas	 SWE.2002.36347	0:04:05.45	21	0:03:24.72	16	0:08:49.78	21	0:04:21.54	22	0:04:23.65	15		<b>0:25:05.14</b>	+0:02:30.92
20	137	SCHLEICHER Valentin	 GER.2002.26946	0:04:05.26	20	0:03:30.50	20	0:08:49.58	19	0:04:15.45	21	0:04:26.78	19		<b>0:25:07.57</b>	+0:02:33.35
21	144	LANI Martino	 ITA.2001.22164	0:03:59.94	12	0:03:33.00	22	0:08:54.42	24	0:04:12.98	16	0:04:27.90	20		<b>0:25:08.24</b>	+0:02:34.02
22	152	VOTH Laurin	 GER.2000.25451	0:04:01.22	15	0:03:33.74	23	0:08:48.55	18	0:03:58.92	7	0:04:53.09	25		<b>0:25:15.52</b>	+0:02:41.30
23	140	SACCON Matteo	 ITA.2000.21866	0:04:08.33	22	0:03:26.70	18	0:08:49.58	19	0:04:29.74	23	0:04:46.83	24		<b>0:25:41.18</b>	+0:03:06.96
24	151	SMOLNIKAR Jakob	 SLO.2001.22228	0:04:17.50	26	0:03:32.35	21	0:08:57.28	25	0:04:30.39	24	0:04:30.39	21		<b>0:25:47.91</b>	+0:03:13.69
25	154	SCHELBERT Aron	 SUI.2000.24501	0:04:16.06	25	0:03:36.43	24	0:09:16.72	26	0:04:34.22	26	0:04:55.26	26		<b>0:26:38.69</b>	+0:04:04.47
26	150	PESTAK Martin	 CZE.2000.22245	0:04:03.15	18	0:05:05.70	27	0:08:53.85	23	0:04:15.05	20	0:04:23.93	16		<b>0:26:41.68</b>	+0:04:07.46

## RESULTS OVERALL












Pos	Plate	Name Team	Nat EWS number	Stage 1	Pos	Stage 2	Pos	Stage 3Q	Pos	Stage 4	Pos	Stage 5	Pos	Penalties	Time	Gap
<b>MEN   Under 21</b>																
DNF	148	<b>ROBINSON Owen</b> Chain Reaction Cycles	 GBR.2001.36036	0:04:33.25	27	0:03:38.63	26	0:11:22.10	27							
<b>WOMEN</b>																
1	44	<b>PUGIN Melanie</b>	 FRA.1990.21693	0:04:04.47	2	0:03:34.87	3	<u>0:08:56.57</u>	1	<u>0:03:54.85</u>	1	<u>0:04:19.60</u>	1		<b>0:24:50.36</b>	
2	1	<b>COURDURIER Isabeau</b> Lapierre Zipp Collective	 FRA.1994.21731	<u>0:04:02.15</u>	1	<u>0:03:24.80</u>	1	0:09:20.24	4	0:03:55.78	2	0:04:21.60	2		<b>0:25:04.57</b>	+0:00:14.21
3	4	<b>CHARRE Morgane</b> Pivot Factory Racing	 FRA.1990.21958	0:04:08.77	3	0:03:35.36	4	0:09:14.77	2	0:04:03.76	4	0:04:29.75	3		<b>0:25:32.41</b>	+0:00:42.05
4	45	<b>CHARLES Estelle</b>	 FRA.1997.22205	0:04:15.25	4	0:03:35.98	6	0:09:27.33	6	0:04:00.07	3	0:04:36.70	8		<b>0:25:55.33</b>	+0:01:04.97
5	187	<b>JONNIER Morgane</b> Team Peugeot Cycles	 FRA.1990.22559	0:04:15.73	5	0:03:32.38	2	0:09:29.65	7	0:04:13.62	8	0:04:41.47	10		<b>0:26:12.85</b>	+0:01:22.49
6	3	<b>LANTHIER NADEAU Andreane</b> Rocky Mountain Race Face	 CAN.1993.21609	0:04:23.23	8	0:03:36.05	7	0:09:36.18	9	0:04:11.27	5	0:04:32.73	4		<b>0:26:19.46</b>	+0:01:29.10
7	2	<b>KOREM Noga</b> GT Factory Racing	 ISR.1991.21660	0:04:34.60	15	0:03:35.85	5	0:09:26.30	5	0:04:12.47	7	0:04:50.88	14		<b>0:26:40.10</b>	+0:01:49.74
8	48	<b>DUVERT Julie</b> Theory Global Enduro Team	 FRA.1996.21719	0:04:21.60	7	0:03:42.48	11	0:09:40.23	12	0:04:20.35	11	0:04:36.42	7		<b>0:26:41.08</b>	+0:01:50.72
9	51	<b>PAULIN Louise Margareta</b> Ibis Enduro Team	 SWE.1978.21619	0:04:38.13	18	0:03:45.15	17	0:09:17.93	3	0:04:25.20	12	0:04:36.25	6		<b>0:26:42.66</b>	+0:01:52.30

# Vittoria EWS Pietra Ligure

Pietra Ligure, Italy  
20 September 2020



## RESULTS OVERALL

Pos	Plate	Name Team	Nat EWS number	Stage 1	Pos	Stage 2	Pos	Stage 3Q	Pos	Stage 4	Pos	Stage 5	Pos	Penalties	Time	Gap
<b>WOMEN</b>																
10	8	<b>MORRISON Rae</b> Liv Racing	 NZL.1989.21630	0:04:24.45	9	0:03:44.60	15	0:09:40.51	13	0:04:13.62	8	0:04:44.47	11		<b>0:26:47.65</b>	+0:01:57.29
11	6	<b>GEHRIG Anita</b> Norco Factory Enduro	 SUI.1987.21718	0:04:32.32	12	0:03:44.64	16	0:09:41.08	14	0:04:11.84	6	0:04:38.70	9		<b>0:26:48.58</b>	+0:01:58.22
12	7	<b>COOK Becky</b> GBR.1986.21664	 GBR.1986.21664	0:04:29.82	11	0:03:37.56	9	0:09:33.58	8	0:04:20.07	10	0:04:47.83	13		<b>0:26:48.86</b>	+0:01:58.50
13	46	<b>RICHTER Raphaela</b> GER.1997.25746	 GER.1997.25746	0:04:17.79	6	0:03:36.92	8	0:09:50.25	17	0:04:34.90	15	0:04:33.87	5		<b>0:26:53.73</b>	+0:02:03.37
14	47	<b>GEHRIG Carolin</b> Norco Factory Enduro	 SUI.1987.21665	0:04:32.37	13	0:03:43.87	14	0:09:38.30	11	0:04:40.50	17	0:04:47.37	12		<b>0:27:22.41</b>	+0:02:32.05
15	42	<b>WINTON Katy</b> Trek Factory Racing	 GBR.1993.21730	0:04:26.62	10	0:03:42.55	13	0:09:46.75	16	0:04:28.00	13	0:05:15.60	16		<b>0:27:39.52</b>	+0:02:49.16
16	158	<b>ROSSIN Laura</b> ITA.1991.22770	 ITA.1991.22770	0:04:34.80	16	0:03:46.43	18	0:09:36.81	10	0:04:34.18	14	0:05:12.72	15		<b>0:27:44.94</b>	+0:02:54.58
17	157	<b>NABER Tanja</b> GER.1987.22367	 GER.1987.22367	0:04:52.18	21	0:03:49.36	19	0:09:53.58	18	0:05:13.20	20	0:05:17.60	17		<b>0:29:05.92</b>	+0:04:15.56
18	50	<b>KELLY Louise</b> Liv Racing	 NZL.1997.27801	0:04:49.90	20	0:03:56.15	20	0:10:08.81	19	0:05:01.55	18	0:05:20.18	18		<b>0:29:16.59</b>	+0:04:26.23
19	160	<b>RUTZ Lea Salome</b> SUI.1995.33389	 SUI.1995.33389	0:04:53.07	22	0:03:57.48	21	0:10:24.31	20	0:05:10.27	19	0:05:43.93	19		<b>0:30:09.06</b>	+0:05:18.70
20	9	<b>MILLER Miranda</b> Kona Factory Team	 CAN.1990.21687	0:04:36.53	17	0:03:42.50	12	0:09:46.25	15	0:04:35.02	16	0:09:08.95	20		<b>0:31:49.25</b>	+0:06:58.89



# Vittoria EWS Pietra Ligure



Pietra Ligure, Italy  
20 September 2020





## RESULTS OVERALL

Pos	Plate	Name Team	Nat EWS number	Stage 1	Pos	Stage 2	Pos	Stage 3Q	Pos	Stage 4	Pos	Stage 5	Pos	Penalties	Time	Gap
-----	-------	--------------	-------------------	---------	-----	---------	-----	----------	-----	---------	-----	---------	-----	-----------	------	-----

### WOMEN

21	159	<b>SAVELLI Irene</b>	 ITA.1992.22163	0:04:46.70	19	0:04:02.62	22	0:10:27.15	21	0:05:51.31	21	0:51:55.35	21		<b>1:17:03.13</b>	+0:52:12.77
DNF	49	<b>GALLEAN Chloe</b> Lapierre Zipp Collective	 FRA.1994.21676	0:04:33.33	14	0:03:41.30	10									
DNS	41	<b>CONOLLY Ella</b> SRAM Development Team	 GBR.1998.21859													

### WOMEN | Under 21

1	162	<b>HARDEN Harriet</b> Trek Factory Racing	 GBR.2001.22819	<u>0:04:25.08</u>	1	<u>0:03:37.49</u>	1	<u>0:09:09.92</u>	1	<u>0:04:19.95</u>	1	<u>0:04:44.60</u>	1		<b>0:26:17.04</b>	
2	161	<b>RIVA Sophie</b>	 ITA.2003.33949	0:04:41.87	2	0:03:54.22	2	0:10:19.07	2	0:05:27.00	2	0:05:36.10	2		<b>0:29:58.26</b>	+0:03:41.22

### Statistics

Entries / Nations	Finished	DNF	DSQ	DNS	Weather	Temperature	Distance	Elevation
169 / 24	159	8	0	2	Cloudy with rain showers	25 °C	51.8 km	+1,968 m / -1,968 m

DNF: did not finish · DNS: did not start · DSQ: disqualified