












Met EWS Val di Fassa Trentino #2

Canazei, Italy
25-26 June 2021












RESULTS OVERALL

Pos	Plate	Name Team	Nat EWS number	Stage	Pos	Stage 2	Pos	Stage 3	Pos	Stage 4Q	Pos	Penalties	Time	Gap
MEN														
1	22	MOIR Jack Canyon Collective	 AUS.1994.33430	0:06:01.08	2	0:03:14.47	2	<u>0:07:03.27</u>	1	<u>0:12:03.38</u>	1		0:28:22.20	
2	7	RUDE JR Richard Yeti / Fox Factory Team	 USA.1995.21739	<u>0:05:55.53</u>	1	<u>0:03:13.27</u>	1	0:07:10.52	3	0:12:17.40	3		0:28:36.72	+0:00:14.52
3	24	MURRAY Charles Specialized Racing	 NZL.1996.22752	0:06:08.28	6	0:03:20.75	12	0:07:12.98	5	0:12:17.66	4		0:28:59.67	+0:00:37.47
4	11	MELAMED Jesse Rocky Mountain Race Face	 CAN.1992.21596	0:06:01.82	3	0:03:18.43	5	0:07:10.50	2	0:12:31.24	15		0:29:01.99	+0:00:39.79
5	13	WALLNER Robin Ibis Enduro Team	 SWE.1988.21594	0:06:06.19	4	0:03:23.28	26	0:07:11.83	4	0:12:20.90	7		0:29:02.20	+0:00:40.00
6	3	MIQUEL Kevin Specialized Racing	 FRA.1991.21704	0:06:15.32	16	0:03:20.12	8	0:07:15.22	6	0:12:20.88	6		0:29:11.54	+0:00:49.34
7	31	BORGES Jose Canyon Collective	 POR.1990.21669	0:06:30.95	50	0:03:20.49	11	0:07:18.17	7	0:12:10.67	2		0:29:20.28	+0:00:58.08
8	62	OTON Damien Orbea FOX Enduro Team	 FRA.1987.21728	0:06:22.99	29	0:03:22.91	23	0:07:18.99	8	0:12:18.18	5		0:29:23.07	+0:01:00.87
9	10	JOHANSEN Zakarias Ibis Enduro Team	 SWE.1992.21863	0:06:20.02	23	0:03:21.87	15	0:07:19.62	9	0:12:23.42	9		0:29:24.93	+0:01:02.73
10	9	MASTERS Edward Pivot Factory Racing	 NZL.1989.22590	0:06:13.70	11	0:03:14.67	3	0:07:27.20	22	0:12:31.04	13		0:29:26.61	+0:01:04.41
11	61	VIDAL Antoine Commencal Enduro Team	 FRA.2001.25035	0:06:09.46	7	0:03:22.65	22	0:07:24.71	14	0:12:30.23	11		0:29:27.05	+0:01:04.85

Met EWS Val di Fassa Trentino #2

Canazei, Italy
25-26 June 2021












RESULTS OVERALL

Pos	Plate	Name Team	Nat EWS number	Stage	Pos Stage 2	Pos Stage 3	Pos Stage 4Q	Pos	Penalties	Time	Gap	
MEN												
12	4	TORDO Dimitri Canyon Collective	 FRA.1993.21764	0:06:10.35	8	0:03:33.02	61	0:07:25.73	17	0:12:22.05	8	0:29:31.15 +0:01:08.95
13	8	WALKER Matthew Pivot Factory Racing	 NZL.1990.21846	0:06:15.29	15	0:03:23.35	28	0:07:24.05	13	0:12:29.14	10	0:29:31.83 +0:01:09.63
14	5	DAILLY Adrien Lapierre Zipp Collective	 FRA.1996.21677	0:06:10.71	9	0:03:20.13	9	0:07:26.17	21	0:12:35.58	19	0:29:32.59 +0:01:10.39
15	93	MENJOU Irene FRA.1995.22122	 FRA.1995.22122	0:06:17.95	20	0:03:21.05	13	0:07:30.47	25	0:12:31.18	14	0:29:40.65 +0:01:18.45
16	6	GAUVIN Remi Rocky Mountain Race Face	 CAN.1992.21624	0:06:15.83	18	0:03:22.20	19	0:07:25.30	16	0:12:38.18	21	0:29:41.51 +0:01:19.31
17	58	PIGEON Hugo Scott SR Suntour Enduro Team	 FRA.1996.23507	0:06:07.85	5	0:03:25.80	34	0:07:26.08	20	0:12:43.50	27	0:29:43.23 +0:01:21.03
18	82	VENDEMMIA Mirco Fastlight-Abetone	 ITA.1998.21871	0:06:14.90	14	0:03:18.40	4	0:07:40.11	42	0:12:33.56	18	0:29:46.97 +0:01:24.77
19	60	RUDEAU Alex Commencal Enduro Team	 FRA.1996.25071	0:06:27.50	39	0:03:18.79	6	0:07:33.23	32	0:12:32.41	17	0:29:51.93 +0:01:29.73
20	14	LUCAS Cole Ibis Enduro Team	 NZL.1998.23013	0:06:35.33	59	0:03:23.30	27	0:07:22.36	11	0:12:31.29	16	0:29:52.28 +0:01:30.08
21	59	DENIAUD Youn Giant Factory Off-Road	 FRA.1996.22994	0:06:14.41	12	0:03:22.00	17	0:07:25.24	15	0:12:50.72	38	0:29:52.37 +0:01:30.17
22	29	HEAP Elliott Chain Reaction Cycles	 GBR.1998.21783	0:06:21.65	25	0:03:23.05	24	0:07:31.81	27	0:12:41.05	23	0:29:57.56 +0:01:35.36












Met EWS Val di Fassa Trentino #2

Canazei, Italy
25-26 June 2021

RESULTS OVERALL

Pos	Plate	Name Team	Nat EWS number	Stage	Pos Stage 2	Pos Stage 3	Pos Stage 4Q	Pos	Penalties	Time	Gap	
MEN												
23	26	CALLAGHAN Gregory Devinci Global Racing	 IRL.1991.21827	0:06:27.52	40	0:03:19.28	7	0:07:31.62	26	0:12:40.21	22	0:29:58.63 +0:01:36.43
24	2	NICOLAI Florian Trek Factory Racing	 FRA.1993.21749	0:06:16.55	19	0:03:27.98	44	0:07:36.26	37	0:12:38.03	20	0:29:58.82 +0:01:36.62
25	25	LARBEOU Guillaume Sunn French Connexion By Alpe D'Huez	 FRA.1994.25575	0:06:19.42	21	0:03:30.24	52	0:07:25.88	18	0:12:44.51	29	0:30:00.05 +0:01:37.85
26	75	FEARON Connor Kona Factory Team	 AUS.1994.24834	0:06:15.52	17	0:03:24.59	32	0:07:32.35	29	0:12:49.64	34	0:30:02.10 +0:01:39.90
27	55	BURNS CONTRERAS Pedro Trek Factory Racing	 CHI.1997.21729	0:06:22.07	26	0:03:24.27	29	0:07:32.85	31	0:12:46.63	31	0:30:05.82 +0:01:43.62
28	67	LUKASIK Slawomir	 POL.1993.24876	0:06:52.92	89	0:03:20.38	10	0:07:22.01	10	0:12:31.01	12	0:30:06.32 +0:01:44.12
29	32	JEANDEL Louis Sunn French Connexion By Alpe D'Huez	 FRA.1998.22140	0:06:22.18	28	0:03:21.05	13	0:07:23.86	12	0:12:59.56	47	0:30:06.65 +0:01:44.45
30	19	STUTTARD Mathew	 GBR.1993.21661	0:06:26.35	37	0:03:28.31	47	0:07:29.96	24	0:12:42.38	25	0:30:07.00 +0:01:44.80
31	15	NEER Shawn Yeti / Fox Factory Team	 USA.1991.21712	0:06:20.14	24	0:03:23.23	25	0:07:40.54	44	0:12:43.39	26	0:30:07.30 +0:01:45.10
32	111	STONE Brady Theory Global Enduro Team	 NZL.2000.23119	0:06:14.52	13	0:03:27.25	41	0:07:40.31	43	0:12:49.70	35	0:30:11.78 +0:01:49.58
33	20	LAPEYRIE Thomas	 FRA.1990.21601	0:06:26.21	36	0:03:28.23	46	0:07:35.05	35	0:12:44.95	30	0:30:14.44 +0:01:52.24












RESULTS OVERALL

Pos	Plate	Name Team	Nat EWS number	Stage	Pos	Stage 2	Pos	Stage 3	Pos	Stage 4Q	Pos	Penalties	Time	Gap
MEN														
34	65	RAIMONDI Matteo	 ITA.1995.22277	0:06:26.57	38	0:03:32.27	58	0:07:32.67	30	0:12:44.25	28		0:30:15.76	+0:01:53.56
35	28	NATION Joseph Pole Enduro Race Team	 NZL.1989.21670	0:06:34.03	56	0:03:26.26	37	0:07:28.51	23	0:12:47.33	32		0:30:16.13	+0:01:53.93
36	53	MASTERS Wyn GT Factory Racing	 NZL.1987.21663	0:06:24.13	33	0:03:25.00	33	0:07:37.60	38	0:12:50.16	37		0:30:16.89	+0:01:54.69
37	97	BAUD Elliott	 FRA.1998.22053	0:06:22.10	27	0:03:22.03	18	0:07:41.23	46	0:12:54.37	42		0:30:19.73	+0:01:57.53
38	30	PERSAK Vid Orbea FOX Enduro Team	 SLO.1996.22810	0:06:13.50	10	0:03:26.23	36	0:07:36.17	36	0:13:04.55	55		0:30:20.45	+0:01:58.25
39	87	CHARLES Clement Rossignol Factory Team	 FRA.1994.22206	0:06:23.04	30	0:03:25.89	35	0:07:44.23	52	0:12:49.90	36		0:30:23.06	+0:02:00.86
40	88	CURE Alexandre	 FRA.1993.21675	0:06:28.47	45	0:03:28.96	49	0:07:33.27	33	0:12:53.55	40		0:30:24.25	+0:02:02.05
41	17	CHAPUIS Maxime	 SUI.1994.22784	0:06:28.20	43	0:03:36.19	76	0:07:38.13	39	0:12:48.49	33		0:30:31.01	+0:02:08.81
42	63	GAILLOT Baptiste	 FRA.1991.21771	0:06:36.35	60	0:03:32.15	57	0:07:43.79	51	0:12:41.70	24		0:30:33.99	+0:02:11.79
43	1	HILL Samuel Chain Reaction Cycles	 AUS.1985.21775	0:06:19.97	22	0:03:33.50	64	0:07:51.05	63	0:12:58.46	45		0:30:42.98	+0:02:20.78
44	84	DRACH Torben	 GER.1998.22419	0:06:28.45	44	0:03:35.30	71	0:07:39.50	41	0:13:00.05	49		0:30:43.30	+0:02:21.10












Met EWS Val di Fassa Trentino #2

Canazei, Italy
25-26 June 2021

RESULTS OVERALL

Pos	Plate	Name Team	Nat EWS number	Stage	Pos Stage 2	Pos Stage 3	Pos Stage 4Q	Pos	Penalties	Time	Gap	
MEN												
45	92	MARRY Kevin	 FRA.1998.33982	0:06:33.55	55	0:03:30.17	51	0:07:46.19	54	0:12:53.60	41	0:30:43.51 +0:02:21.31
46	94	SERVANT Camille	 FRA.1994.22691	0:06:29.10	46	0:03:27.87	43	0:07:43.37	50	0:13:04.80	57	0:30:45.14 +0:02:22.94
47	157	RIHA Jakub	 CZE.1992.22509	0:06:23.93	32	0:03:35.86	75	0:07:40.54	44	0:13:05.93	61	0:30:46.26 +0:02:24.06
48	64	LUTHI Patrick	 SUI.1992.22607	0:06:29.38	47	0:03:31.45	54	0:07:46.21	55	0:12:59.89	48	0:30:46.93 +0:02:24.73
49	23	GALY Theo Sunn French Connexion By Alpe D'Huez	 FRA.1990.21691	0:06:32.50	52	0:03:37.47	79	0:07:50.86	62	0:12:51.81	39	0:30:52.64 +0:02:30.44
50	54	GARAY TAMAYO Iago Santa Cruz	 ESP.1991.21707	0:06:39.90	63	0:03:22.62	21	0:07:47.05	57	0:13:03.69	53	0:30:53.26 +0:02:31.06
51	74	BLAIR Lachlan Orange Factory Racing	 GBR.1995.21426	0:06:24.93	35	0:03:34.45	67	0:07:47.08	58	0:13:08.46	64	0:30:54.92 +0:02:32.72
52	16	WILDHABER Gustav Cube Action Team	 SUI.1988.21848	0:07:12.25	129	0:03:21.92	16	0:07:26.01	19	0:12:56.44	43	0:30:56.62 +0:02:34.42
53	98	IENZER Emeric	 FRA.1999.31862	0:06:32.89	53	0:03:27.08	40	0:07:46.94	56	0:13:11.68	67	0:30:58.59 +0:02:36.39
54	122	SMITH Joseph	 GBR.1990.37383	0:06:27.68	41	0:03:24.57	31	0:08:00.67	81	0:13:09.14	65	0:31:02.06 +0:02:39.86
55	91	SECONDI Nathan Fulgur Factory Team	 FRA.1999.22133	0:06:45.62	75	0:03:33.10	62	0:07:38.67	40	0:13:05.85	60	0:31:03.24 +0:02:41.04












RESULTS OVERALL

Pos	Plate	Name Team	Nat EWS number	Stage	Pos	Stage 2	Pos	Stage 3	Pos	Stage 4Q	Pos	Penalties	Time	Gap
MEN														
56	79	VEZINA Mckay Giant Factory Off-Road	 CAN.1995.21632	0:06:45.03	74	0:03:30.95	53	0:07:42.62	48	0:13:05.83	59		0:31:04.43	+0:02:42.23
57	81	WOOLLEY Kasper Yeti / OneUp PRO Team	 CAN.1999.21348	0:06:37.07	61	0:03:24.28	30	0:08:07.07	96	0:12:58.38	44		0:31:06.80	+0:02:44.60
58	70	DE VOCHT Bart BEL.1992.23075	 BEL.1992.23075	0:06:31.55	51	0:03:33.93	65	0:07:49.26	61	0:13:13.89	70		0:31:08.63	+0:02:46.43
59	117	WATSON Corey GBR.1999.35483	 GBR.1999.35483	0:06:33.20	54	0:03:26.87	39	0:07:57.07	76	0:13:15.62	75		0:31:12.76	+0:02:50.56
60	83	RONZON Erwin ITA.1997.21868	 ITA.1997.21868	0:06:29.42	48	0:03:32.90	59	0:08:03.29	86	0:13:07.68	63		0:31:13.29	+0:02:51.09
61	118	KANGAS Oliwer SWE.1992.33903	 SWE.1992.33903	0:06:44.03	72	0:03:35.70	74	0:07:47.87	59	0:13:05.75	58		0:31:13.35	+0:02:51.15
62	80	BREEDEN Joe GBR.1999.33515	 GBR.1999.33515	0:06:41.40	66	0:03:38.12	82	0:07:54.81	69	0:13:01.66	50		0:31:15.99	+0:02:53.79
63	72	TORRALBA GARASA Juan Gabriel Orbea FOX Enduro Team	 ESP.1997.21633	0:06:58.00	98	0:03:31.98	56	0:07:42.82	49	0:13:04.57	56		0:31:17.37	+0:02:55.17
64	131	CASADEI Nicola ITA.1989.21878	 ITA.1989.21878	0:06:45.78	76	0:03:26.29	38	0:07:54.08	68	0:13:13.91	71		0:31:20.06	+0:02:57.86
65	155	RUS Simon SVK.1999.35822	 SVK.1999.35822	0:06:42.75	68	0:03:31.97	55	0:07:53.44	67	0:13:13.11	68		0:31:21.27	+0:02:59.07
66	57	WRIGHT Keegan Devinci Global Racing	 NZL.1996.21734	0:06:56.70	95	0:03:33.36	63	0:07:58.18	78	0:13:01.88	51		0:31:30.12	+0:03:07.92












Met EWS Val di Fassa Trentino #2

Canazei, Italy
25-26 June 2021












RESULTS OVERALL

Pos	Plate	Name Team	Nat EWS number	Stage	Pos	Stage 2	Pos	Stage 3	Pos	Stage 4Q	Pos	Penalties	Time	Gap
MEN														
67	96	BENOIT Clement	 FRA.1991.21770	0:06:35.32	58	0:03:36.82	77	0:08:12.91	107	0:13:06.48	62		0:31:31.53	+0:03:09.33
68	127	FRANCARDO Tommaso	 ITA.1997.22813	0:06:27.95	42	0:03:35.15	69	0:08:11.79	105	0:13:18.53	78		0:31:33.42	+0:03:11.22
69	99	GARANGER Arnaud	 FRA.1996.23036	0:06:58.45	100	0:03:29.07	50	0:07:52.88	66	0:13:13.36	69		0:31:33.76	+0:03:11.56
70	101	MACARTHUR Glenn	 FRA.2000.22879	0:06:48.85	82	0:03:40.13	86	0:07:44.94	53	0:13:20.31	83		0:31:34.23	+0:03:12.03
71	124	JONES Jono	 GBR.1994.37370	0:06:40.60	65	0:03:32.97	60	0:07:56.21	74	0:13:26.66	89		0:31:36.44	+0:03:14.24
72	114	RICHARDSON John	 USA.1999.22929	0:06:38.95	62	0:03:41.20	90	0:07:48.78	60	0:13:28.26	91		0:31:37.19	+0:03:14.99
73	66	PESENTI Marcello	 ITA.1994.21853	0:06:46.67	78	0:03:41.90	93	0:07:52.87	65	0:13:17.73	77		0:31:39.17	+0:03:16.97
74	95	HEBERT Ambroise	 FRA.1993.21934	0:06:45.83	77	0:03:46.31	111	0:07:51.60	64	0:13:18.83	79		0:31:42.57	+0:03:20.37
75	109	STONIG Matthias	 AUT.1989.21580	0:06:52.68	88	0:03:35.58	73	0:08:01.60	83	0:13:19.85	81		0:31:49.71	+0:03:27.51
76	106	PETER Stefan	 SUI.1992.23004	0:06:43.77	70	0:03:42.94	100	0:08:01.82	84	0:13:23.06	84		0:31:51.59	+0:03:29.39
77	142	PFEIL Max	 GER.1998.27442	0:06:49.99	84	0:03:36.82	77	0:07:55.17	70	0:13:32.36	97		0:31:54.34	+0:03:32.14

RESULTS OVERALL

Pos	Plate	Name Team	Nat EWS number	Stage	Pos	Stage 2	Pos	Stage 3	Pos	Stage 4Q	Pos	Penalties	Time	Gap
MEN														
78	86	TRABAC Elliot Scott SR Suntour Enduro Team	 FRA.1996.21710	0:06:50.80	85	0:03:37.89	80	0:08:00.60	80	0:13:26.29	88		0:31:55.58	+0:03:33.38
79	134	VON HEYDEN LANGELAAN Carlos Kona Factory Team	 ESP.1998.32853	0:06:53.15	90	0:03:45.15	105	0:08:02.65	85	0:13:15.02	74		0:31:55.97	+0:03:33.77
80	164	FRANCK Gilles	 BEL.2000.22291	0:06:48.69	81	0:03:34.95	68	0:08:03.37	87	0:13:30.16	92		0:31:57.17	+0:03:34.97
81	105	KRASNY Carter	 CAN.1999.22027	0:06:41.60	67	0:03:48.35	121	0:08:04.82	94	0:13:23.85	85		0:31:58.62	+0:03:36.42
82	163	MOROTTI Hugo	 FRA.2000.24522	0:07:08.83	122	0:03:39.07	84	0:07:57.98	77	0:13:14.87	73		0:32:00.75	+0:03:38.55
83	108	MIHALKOVITS Peter	 AUT.1993.23608	0:06:44.60	73	0:03:42.27	97	0:07:55.95	73	0:13:40.12	105		0:32:02.94	+0:03:40.74
84	120	MOYNIHAN Liam	 GBR.1991.21835	0:06:49.03	83	0:03:42.24	95	0:07:55.43	71	0:13:39.90	104		0:32:06.60	+0:03:44.40
85	159	ESCUDIER Thomas	 FRA.1991.21945	0:07:06.35	114	0:03:42.70	99	0:07:59.10	79	0:13:18.98	80		0:32:07.13	+0:03:44.93
86	137	SOUSSIGNE Julien	 BEL.1992.22812	0:06:54.13	92	0:03:40.48	88	0:08:00.68	82	0:13:32.87	98		0:32:08.16	+0:03:45.96
87	172	SHAW Daniel	 CAN.1997.21882	0:07:06.73	118	0:03:41.15	89	0:07:56.50	75	0:13:27.07	90		0:32:11.45	+0:03:49.25
88	112	SELF Daniel Theory Global Enduro Team	 NZL.1998.21834	0:06:43.64	69	0:03:28.70	48	0:08:52.80	140	0:13:09.16	66		0:32:14.30	+0:03:52.10












RESULTS OVERALL

Pos	Plate	Name Team	Nat EWS number	Stage	Pos	Stage 2	Pos	Stage 3	Pos	Stage 4Q	Pos	Penalties	Time	Gap
MEN														
89	179	YOUNG Robert	 GBR.1988.30345	0:06:40.17	64	0:03:35.17	70	0:08:03.40	88	0:13:55.80	122		0:32:14.54	+0:03:52.34
90	156	TEJCHMAN Premek	 CZE.1988.22389	0:06:55.37	94	0:03:34.30	66	0:08:03.51	89	0:13:43.48	109		0:32:16.66	+0:03:54.46
91	107	BLAHA Vojtech	 CZE.1999.22684	0:07:01.78	105	0:03:49.11	123	0:07:55.87	72	0:13:30.68	94		0:32:17.44	+0:03:55.24
92	130	LUPATO Alex	 ITA.1989.22851	0:07:03.65	109	0:03:41.70	91	0:08:04.30	93	0:13:30.32	93		0:32:19.97	+0:03:57.77
93	89	ARNAUD Quentin Sunn French Connexion By Alpe D'Huez	 FRA.1994.22628	0:07:06.43	115	0:03:35.57	72	0:08:06.32	95	0:13:32.16	96		0:32:20.48	+0:03:58.28
94	115	WILSON Thomas Orange Factory Racing	 GBR.2000.22553	0:06:55.04	93	0:03:44.13	101	0:08:09.77	100	0:13:31.99	95		0:32:20.93	+0:03:58.73
95	135	AGURTO GALLEGUILLOS Felipe Ignacio	 CHI.2000.22474	0:07:21.75	135	0:03:42.64	98	0:08:03.63	90	0:13:14.14	72		0:32:22.16	+0:03:59.96
96	167	RYAN Fergus	 GBR.1993.22458	0:07:05.69	111	0:03:46.17	109	0:08:08.80	99	0:13:24.95	86		0:32:25.61	+0:04:03.41
97	165	SWANBECK Daniel	 SWE.1990.32435	0:07:09.95	125	0:03:45.00	103	0:08:10.67	102	0:13:20.21	82		0:32:25.83	+0:04:03.63
98	197	LORENZ Mehdi	 SUI.1993.27619	0:06:47.75	80	0:03:48.20	118	0:08:15.13	111	0:13:41.97	107		0:32:33.05	+0:04:10.85
99	110	MARFURT Silvan	 SUI.1988.22319	0:06:58.62	101	0:03:48.27	120	0:08:14.75	110	0:13:34.56	101		0:32:36.20	+0:04:14.00

Met EWS Val di Fassa Trentino #2

Canazei, Italy
25-26 June 2021












RESULTS OVERALL

Pos	Plate	Name Team	Nat EWS number	Stage	Pos	Stage 2	Pos	Stage 3	Pos	Stage 4Q	Pos	Penalties	Time	Gap
MEN														
100	143	FEJER Max Team Dorrong Enduro	 AUT.2000.21703	0:07:17.15	132	0:03:58.45	139	0:08:04.18	92	0:13:17.42	76		0:32:37.20	+0:04:15.00
101	100	FRESQUET Axel Urge Pyrenees Gravity	 FRA.1998.23081	0:07:02.38	107	0:03:46.20	110	0:08:11.02	104	0:13:45.26	110		0:32:44.86	+0:04:22.66
102	166	HORNQVIST Adrian	 SWE.1987.23208	0:07:08.96	123	0:03:53.47	130	0:08:10.97	103	0:13:32.93	99		0:32:46.33	+0:04:24.13
103	85	MYSIK Milan	 CZE.1993.22051	0:06:47.72	79	0:05:18.25	153	0:07:41.55	47	0:13:03.08	52		0:32:50.60	+0:04:28.40
104	173	CAHAL Brian	 USA.1996.32494	0:06:51.50	87	0:03:49.30	124	0:08:34.33	130	0:13:37.32	103		0:32:52.45	+0:04:30.25
105	149	GIACOBINI Francesco Mad Wheels - Enduro Team	 ITA.1998.22865	0:07:19.50	134	0:03:39.45	85	0:08:19.07	116	0:13:35.24	102		0:32:53.26	+0:04:31.06
106	161	DEMUYLDER Jonas	 BEL.1997.25196	0:07:16.03	130	0:03:45.53	108	0:08:08.32	98	0:13:46.44	112		0:32:56.32	+0:04:34.12
107	181	LOEFFLER Christian	 GER.1993.23169	0:07:00.62	104	0:03:49.32	125	0:08:22.45	120	0:13:46.30	111		0:32:58.69	+0:04:36.49
108	195	LANDMARK Ola Javold	 NOR.1999.25289	0:06:56.80	97	0:03:47.49	116	0:08:28.15	126	0:13:51.38	117		0:33:03.82	+0:04:41.62
109	138	MUELLER Igor WeRide Racing Team	 SUI.1996.22665	0:07:06.00	113	0:03:42.15	94	0:08:25.13	125	0:13:50.94	115		0:33:04.22	+0:04:42.02
110	162	DOLGOS Robin	 FRA.1999.23576	0:07:08.15	119	0:03:42.25	96	0:08:21.15	119	0:13:55.48	121		0:33:07.03	+0:04:44.83

Met EWS Val di Fassa Trentino #2

Canazei, Italy
25-26 June 2021












RESULTS OVERALL

Pos	Plate	Name Team	Nat EWS number	Stage	Pos	Stage 2	Pos	Stage 3	Pos	Stage 4Q	Pos	Penalties	Time	Gap
MEN														
111	183	OPPLIGER Timothee	 SUI.1992.21701	0:07:23.14	137	0:03:48.78	122	0:08:13.95	108	0:13:42.62	108		0:33:08.49	+0:04:46.29
112	184	JANSER Robin	 SUI.2000.25837	0:07:06.68	117	0:03:47.75	117	0:08:24.03	123	0:13:52.32	118		0:33:10.78	+0:04:48.58
113	136	DANIELS Nicolas	 BEL.1994.22811	0:07:08.60	121	0:03:50.43	126	0:08:20.71	118	0:13:54.57	120		0:33:14.31	+0:04:52.11
114	186	VOTH Laurin	 GER.2000.25451	0:07:05.87	112	0:03:54.08	131	0:08:23.89	122	0:13:51.18	116		0:33:15.02	+0:04:52.82
115	160	DAUMAS Theo	 FRA.1996.21873	0:07:11.00	127	0:03:55.90	135	0:08:19.32	117	0:13:52.73	119		0:33:18.95	+0:04:56.75
116	185	VOTH Janik	 GER.1997.25435	0:07:06.63	116	0:03:46.45	112	0:08:38.13	132	0:14:05.29	125		0:33:36.50	+0:05:14.30
117	158	LETAK Petr	 CZE.1993.23009	0:07:01.91	106	0:03:57.38	137	0:08:38.96	133	0:14:05.81	126		0:33:44.06	+0:05:21.86
118	188	CLAUDI Julian	 GER.1999.33500	0:07:16.92	131	0:03:52.00	129	0:08:24.10	124	0:14:14.88	128		0:33:47.90	+0:05:25.70
119	119	SHIRLEY James	 GBR.1989.22351	0:07:22.70	136	0:03:47.02	114	0:08:30.56	128	0:14:08.68	127		0:33:48.96	+0:05:26.76
120	150	MARCHESE Francesco Mad Wheels - Enduro Team	 ITA.2000.32885	0:07:24.56	138	0:03:45.15	105	0:08:16.10	113	0:14:24.48	133		0:33:50.29	+0:05:28.09
121	180	MCANDREW Alex	 USA.1990.22928	0:07:42.70	147	0:04:00.85	142	0:08:17.97	114	0:13:50.80	114		0:33:52.32	+0:05:30.12

Met EWS Val di Fassa Trentino #2

Canazei, Italy
25-26 June 2021












RESULTS OVERALL

Pos	Plate	Name Team	Nat EWS number	Stage	Pos	Stage 2	Pos	Stage 3	Pos	Stage 4Q	Pos	Penalties	Time	Gap
MEN														
122	141	SCHWENK Robert	 GER.1994.23041	0:07:32.00	142	0:03:55.30	133	0:08:22.78	121	0:14:04.45	124		0:33:54.53	+0:05:32.33
123	192	DIEU Antonio	 FRA.1989.26701	0:06:53.90	91	0:03:50.72	127	0:08:42.03	136	0:14:28.23	134		0:33:54.88	+0:05:32.68
124	196	BAILLIF Florent	 SUI.1998.32580	0:06:56.77	96	0:04:03.75	148	0:08:40.91	135	0:14:21.38	131		0:34:02.81	+0:05:40.61
125	147	D'AROMA Giovanni	 ITA.1993.22769	0:07:17.72	133	0:03:55.30	133	0:08:33.60	129	0:14:16.33	130		0:34:02.95	+0:05:40.75
126	116	LOMBARDI Matthew	 RSA.1997.25034	0:07:59.91	150	0:03:45.08	104	0:08:15.53	112	0:14:03.79	123		0:34:04.31	+0:05:42.11
127	178	ROSSI Saben	 USA.1985.23371	0:06:59.97	103	0:03:47.20	115	0:08:18.72	115	0:15:01.03	145		0:34:06.92	+0:05:44.72
128	113	BEAN Nicolas Theory Global Enduro Team	 USA.1999.22730	0:07:25.65	140	0:03:45.30	107	0:08:29.03	127	0:14:31.94	135		0:34:11.92	+0:05:49.72
129	153	KNAPEC Martin	 SVK.1994.26017	0:06:43.85	71	0:03:38.45	83	0:10:56.52	151	0:12:59.07	46		0:34:17.89	+0:05:55.69
130	171	KAHN David	 USA.2000.23224	0:07:31.22	141	0:03:58.10	138	0:08:36.83	131	0:14:15.85	129		0:34:22.00	+0:05:59.80
131	129	LUPATO Denny	 ITA.1992.22852	0:09:05.73	153	0:03:41.85	92	0:08:03.70	91	0:13:33.07	100		0:34:24.35	+0:06:02.15
132	73	CONNELL Joseph Orange Factory Racing	 GBR.1994.21745	0:06:24.50	34	0:03:22.43	20	0:11:39.40	152	0:13:04.05	54		0:34:30.38	+0:06:08.18












Met EWS Val di Fassa Trentino #2

Canazei, Italy
25-26 June 2021








RESULTS OVERALL

Pos	Plate	Name Team	Nat EWS number	Stage	Pos	Stage 2	Pos	Stage 3	Pos	Stage 4Q	Pos	Penalties	Time	Gap
MEN														
133	194	BERTUSSI Florian	 FRA.1995.26303	0:07:08.16	120	0:04:03.49	147	0:09:01.21	146	0:14:46.27	141		0:34:59.13	+0:06:36.93
134	190	HANEL Matthias	 GER.1996.23046	0:07:09.22	124	0:04:02.17	145	0:08:56.37	142	0:14:55.81	143		0:35:03.57	+0:06:41.37
135	145	OPPERMANN Marc Team BULLS	 GER.1987.34805	0:07:32.38	143	0:04:00.88	143	0:08:40.06	134	0:14:57.76	144		0:35:11.08	+0:06:48.88
136	176	CONNELL Gavin O	 IRL.1992.22889	0:07:40.72	146	0:04:02.72	146	0:08:56.95	143	0:14:36.64	137		0:35:17.03	+0:06:54.83
137	182	BERNET Jonas	 SUI.1994.33390	0:10:04.35	154	0:03:46.82	113	0:08:07.68	97	0:13:25.28	87		0:35:24.13	+0:07:01.93
138	198	HEIMEL Paul	 AUT.1987.24509	0:07:10.00	126	0:04:00.17	141	0:09:13.20	148	0:15:06.44	146		0:35:29.81	+0:07:07.61
139	144	ALLEMANN Remy Team Dorrong Enduro	 SUI.1990.21671	0:08:15.65	151	0:03:59.12	140	0:08:43.88	138	0:14:33.66	136		0:35:32.31	+0:07:10.11
140	175	PALMER-LEGER Drew	 USA.1999.21340	0:07:44.30	148	0:04:06.55	149	0:08:58.65	144	0:14:43.67	139		0:35:33.17	+0:07:10.97
141	191	CHRIST Jan	 GER.1998.25376	0:07:34.90	145	0:04:23.28	151	0:08:59.50	145	0:14:45.30	140		0:35:42.98	+0:07:20.78
142	177	BROWN Robert	 USA.1991.25987	0:07:11.70	128	0:05:06.33	152	0:08:54.30	141	0:14:37.25	138		0:35:49.58	+0:07:27.38
143	193	GUERIN Cedric	 FRA.1992.23190	0:07:52.15	149	0:04:01.62	144	0:09:31.18	149	0:14:53.55	142		0:36:18.50	+0:07:56.30

RESULTS OVERALL

Pos	Plate	Name Team	Nat EWS number	Stage	Pos	Stage 2	Pos	Stage 3	Pos	Stage 4Q	Pos	Penalties	Time	Gap
MEN														
144	148	GIACOBINI Stefano Mad Wheels - Enduro Team	 ITA.2000.22864	0:09:00.02	152	0:03:48.21	119	0:09:11.08	147	0:14:24.25	132		0:36:23.56	+0:08:01.36
145	151	GROTTI Nicola Fastlight-Abetone	 ITA.2000.21925	0:12:22.05	155	0:03:38.05	81	0:08:12.80	106	0:13:40.25	106		0:37:53.15	+0:09:30.95
146	168	JONSSON Sharjah RSA.1999.22749	 RSA.1999.22749	0:07:24.95	139	0:03:56.10	136	0:08:42.34	137	0:22:02.51	147		0:42:05.90	+0:13:43.70
147	78	GRANT Kelan Chain Reaction Cycles	 IRL.1993.21773	0:06:34.38	57	0:04:09.64	150	0:08:51.98	139	0:23:09.35	148		0:42:45.35	+0:14:23.15
148	102	WOLFE Daniel IRL.1988.22250	 IRL.1988.22250	0:17:22.05	156	0:03:54.65	132	0:08:09.80	101	0:13:46.76	113		0:43:13.26	+0:14:51.06
149	170	PETERSON Colton USA.1999.30493	 USA.1999.30493	0:06:59.37	102	0:03:51.45	128	0:08:14.15	109	0:26:15.46	149		0:45:20.43	+0:16:58.23
150	52	TEXTOR Christian Team BULLS	 GER.1990.22845	0:06:23.77	31	0:03:28.17	45	0:07:34.09	34	0:29:34.35	150		0:47:00.38	+0:18:38.18
151	12	JOHNSON Leigh Pole Enduro Race Team	 GBR.1996.22603	0:06:30.02	49	0:03:27.36	42	0:07:31.90	28	0:34:28.73	151		0:51:58.01	+0:23:35.81
DNF	90	FRIGOUT Lucas Sunn French Connexion By Alpe D'Huez	 FRA.1993.22829	0:06:58.02	99	0:03:44.47	102	0:10:09.52	150					
DNF	103	WILLIAMS Robert GBR.1990.22515	 GBR.1990.22515	0:06:51.22	86	0:03:40.40	87	0:13:02.12	153					
DNF	140	DERKUM Christian GER.1991.23043	 GER.1991.23043	0:07:34.23	144	0:06:12.15	154							

RESULTS OVERALL

Pos	Plate	Name Team	Nat EWS number	Stage	Pos Stage 2	Pos Stage 3	Pos Stage 4Q	Pos	Penalties	Time	Gap
DNF	77	READING Jack	 GBR.1988.22548	0:07:03.13	108						
DNF	146	DALPIAN Davide	 ITA.1997.21865	0:07:05.49	110				0:01:00.00		
DNS	76	BLENKINSOP Samuel Norco Factory Team	 NZL.1988.22530								
DNS	121	LUCAS Dean	 AUS.1995.36931								
DNS	133	POLONI Tobia	 ITA.1991.21797								
DNS	104	FITZGERALD Henry Norco Factory Team	 CAN.1998.34818								
DNS	187	RENZ Daniel	 GER.1996.26028								












MEN | Master 35+

1	266	AMOUR Karim	 FRA.1975.21696	<u>0:06:10.25</u>	<u>1</u>	<u>0:03:42.59</u>	<u>1</u>	<u>0:08:54.68</u>	<u>1</u>	<u>0:14:13.35</u>	<u>1</u>	0:33:00.87	
2	268	BRODERICK Michael	 USA.1973.22376	0:06:36.79	4	0:04:09.28	4	0:09:14.41	3	0:14:58.43	2	0:34:58.91	+0:01:58.04
3	282	PAGE Nigel Chain Reaction Cycles	 GBR.1972.23282	0:06:28.98	2	0:04:16.07	5	0:09:09.56	2	0:15:04.35	4	0:34:58.96	+0:01:58.09
4	270	SCOTT Darren	 GBR.1971.22334	0:06:44.54	6	0:03:59.70	2	0:09:21.76	5	0:15:03.03	3	0:35:09.03	+0:02:08.16

Met EWS Val di Fassa Trentino #2

Canazei, Italy
25-26 June 2021

RESULTS OVERALL

Pos	Plate	Name Team	Nat EWS number	Stage	Pos	Stage 2	Pos	Stage 3	Pos	Stage 4Q	Pos	Penalties	Time	Gap
MEN Master 35+														
5	280	GREENWOOD Daniel	 GBR.1975.22552	0:06:46.12	7	0:04:00.45	3	0:09:29.06	6	0:15:17.26	5		0:35:32.89	+0:02:32.02
6	269	CIZINSKY Milan	 CZE.1974.22018	0:06:53.50	9	0:04:17.07	7	0:09:19.90	4	0:15:32.77	6		0:36:03.24	+0:03:02.37
7	271	WARD Joe	 IRL.1971.22541	0:06:40.77	5	0:04:23.38	9	0:10:05.05	10	0:15:46.98	7		0:36:56.18	+0:03:55.31
8	267	KARB Ingo	 GER.1973.27505	0:07:09.43	11	0:04:19.70	8	0:09:51.22	8	0:15:56.29	8		0:37:16.64	+0:04:15.77
9	272	SIGNORELLI Gerry	 USA.1984.22761	0:06:49.53	8	0:04:48.62	14	0:10:11.84	11	0:16:24.21	9		0:38:14.20	+0:05:13.33
10	276	MICHALEK Viktor	 SVK.1980.35835	0:07:11.98	13	0:04:26.97	10	0:10:12.26	12	0:16:37.10	10		0:38:28.31	+0:05:27.44
11	275	PAJMA Martin	 CZE.1977.22282	0:07:09.42	10	0:04:36.28	12	0:10:43.27	15	0:16:59.61	12		0:39:28.58	+0:06:27.71
12	279	DAUMAS Eric	 FRA.1968.22075	0:08:03.00	17	0:04:40.78	13	0:10:24.51	13	0:16:58.40	11		0:40:06.69	+0:07:05.82
13	273	CALAM Jeff	 GBR.1978.22741	0:07:26.29	16	0:04:58.17	16	0:10:42.90	14	0:17:09.33	13		0:40:16.69	+0:07:15.82
14	281	HENRY Ludovic Urge Pyrenees Gravity	 FRA.1974.36044	0:07:24.35	15	0:04:53.50	15	0:11:24.01	16	0:18:01.65	14		0:41:43.51	+0:08:42.64
15	277	WINKLER Gabor	 HUN.1974.22246	0:07:11.58	12	0:04:33.05	11	0:10:03.88	9	0:20:01.25	15		0:41:49.76	+0:08:48.89












RESULTS OVERALL

Pos	Plate	Name Team	Nat EWS number	Stage	Pos Stage 2	Pos Stage 3	Pos Stage 4Q	Pos	Penalties	Time	Gap	
MEN Master 35+												
16	274	DONHOU Thomas	 GBR.1981.27539	0:06:30.84	3	0:04:16.33	6	0:09:40.51	7	0:33:25.50	16	0:53:53.18 +0:20:52.31
DNF	278	MAYRHOFER Reinhard Team Dorrong Enduro	 AUT.1976.21667	0:07:17.90	14	0:11:32.28	17					
MEN Under 21												
1	200	EDMONDSON Jamie	 GBR.2001.22932	0:06:20.42	8	<u>0:03:27.94</u>	<u>1</u>	<u>0:07:54.54</u>	<u>1</u>	0:13:19.14	4	0:31:02.04
2	201	MEIER-SMITH Luke	 AUS.2002.25147	0:06:16.95	5	0:03:33.20	3	0:08:00.27	3	0:13:12.31	2	0:31:02.73 +0:00:00.69
3	202	ICARDO Alexis Theory Global Enduro Team	 FRA.2003.31902	0:06:15.69	4	0:03:36.92	8	0:08:07.82	5	<u>0:13:12.10</u>	<u>1</u>	0:31:12.53 +0:00:10.49
4	231	HARRIS Bradley	 NZL.2001.27637	0:06:27.95	13	0:03:35.14	7	0:08:04.16	4	0:13:17.05	3	0:31:24.30 +0:00:22.26
5	210	STERCKX Nathan	 CAN.2001.22631	<u>0:06:07.68</u>	<u>1</u>	0:03:34.55	6	0:08:24.77	18	0:13:34.77	7	0:31:41.77 +0:00:39.73
6	207	SLACK Dan	 GBR.2002.38212	0:06:25.40	11	0:03:40.20	14	0:08:11.25	7	0:13:39.73	10	0:31:56.58 +0:00:54.54
7	216	MILLE Thimote	 FRA.2001.31623	0:06:41.70	22	0:03:39.40	12	0:08:12.58	8	0:13:25.34	5	0:31:59.02 +0:00:56.98
8	218	LANI Martino	 ITA.2001.22164	0:06:20.07	7	0:03:33.83	4	0:08:28.73	20	0:13:36.71	8	0:31:59.34 +0:00:57.30
9	204	CAMOIN Francescu Specialized Racing	 FRA.2001.23545	0:06:33.83	18	0:03:29.70	2	0:07:59.27	2	0:13:57.32	16	0:32:00.12 +0:00:58.08

Met EWS Val di Fassa Trentino #2

Canazei, Italy
25-26 June 2021












RESULTS OVERALL

Pos	Plate	Name Team	Nat EWS number	Stage	Pos	Stage 2	Pos	Stage 3	Pos	Stage 4Q	Pos	Penalties	Time	Gap
MEN Under 21														
10	203	BERTINI Lisandru Lapierre Zipp Collective	 FRA.2004.36198	0:06:30.78	15	0:03:33.92	5	0:08:17.31	11	0:13:47.96	14		0:32:09.97	+0:01:07.93
11	217	PELISSERO Simone	 ITA.2001.21940	0:06:24.96	10	0:03:37.43	9	0:08:23.32	16	0:13:47.91	13		0:32:13.62	+0:01:11.58
12	205	WARNET Manu	 NED.2001.26267	0:06:58.46	30	0:03:39.53	13	0:08:07.87	6	0:13:30.04	6		0:32:15.90	+0:01:13.86
13	226	BYRNE Harry	 IRL.2001.23573	0:06:19.82	6	0:03:47.58	19	0:08:19.04	14	0:14:02.66	17		0:32:29.10	+0:01:27.06
14	206	RYYNANEN Tarmo	 FIN.2002.31950	0:06:38.56	20	0:04:01.25	28	0:08:13.86	9	0:13:37.72	9		0:32:31.39	+0:01:29.35
15	225	ENNIS Ross	 IRL.2001.25954	0:06:20.84	9	0:03:42.92	15	0:08:28.07	19	0:14:11.13	21		0:32:42.96	+0:01:40.92
16	211	RANDELL Jayden	 GBR.2003.27895	0:06:57.10	29	0:03:38.10	10	0:08:31.64	22	0:13:41.79	11		0:32:48.63	+0:01:46.59
17	230	HELLY Johnathan	 CAN.2003.27147	0:07:19.44	33	0:03:38.12	11	0:08:14.71	10	0:13:45.42	12		0:32:57.69	+0:01:55.65
18	236	DEBOIS Jonas	 BEL.2001.24645	0:06:51.40	26	0:03:44.49	17	0:08:17.76	12	0:14:04.64	18		0:32:58.29	+0:01:56.25
19	213	NOBLE Josh	 GBR.2001.25619	0:06:54.92	28	0:03:47.12	18	0:08:23.79	17	0:13:55.39	15		0:33:01.22	+0:01:59.18
20	233	LAPRAYE Thomas	 FRA.2002.27080	0:06:28.62	14	0:04:05.42	29	0:08:21.38	15	0:14:10.93	20		0:33:06.35	+0:02:04.31












Met EWS Val di Fassa Trentino #2

Canazei, Italy
25-26 June 2021












RESULTS OVERALL

Pos	Plate	Name Team	Nat EWS number	Stage	Pos	Stage 2	Pos	Stage 3	Pos	Stage 4Q	Pos	Penalties	Time	Gap	
MEN Under 21															
21	221	ADAMI Maxim	 CZE.2001.22512		0:06:30.87	16	0:04:01.12	27	0:08:44.30	27	0:14:05.07	19		0:33:21.36	+0:02:19.32
22	215	COSTA GRAELL Pau	 ESP.2001.25006		0:06:27.57	12	0:03:58.42	24	0:08:44.89	28	0:14:15.65	22		0:33:26.53	+0:02:24.49
23	224	HOGLUND Andreas	 SWE.2002.36347		0:06:15.38	3	0:03:52.54	21	0:08:56.90	30	0:14:23.31	24		0:33:28.13	+0:02:26.09
24	227	STORR Alex	 GBR.2001.31009		0:06:14.57	2	0:04:16.40	33	0:08:43.38	26	0:14:22.06	23		0:33:36.41	+0:02:34.37
25	222	HARTL Stepan	 CZE.2003.35825		0:06:47.10	24	0:03:54.03	22	0:08:38.10	24	0:14:31.34	25		0:33:50.57	+0:02:48.53
26	234	FOURCADE Luca Urge Pyrenees Gravity	 FRA.2003.35944		0:06:39.50	21	0:03:55.53	23	0:08:48.34	29	0:14:32.16	26		0:33:55.53	+0:02:53.49
27	174	SMOLNIKAR Jakob	 SLO.2001.22228		0:06:51.98	27	0:04:00.66	26	0:08:30.30	21	0:14:58.68	31		0:34:21.62	+0:03:19.58
28	212	EBDON Jake	 GBR.2001.32703		0:06:48.19	25	0:03:49.77	20	0:09:05.20	31	0:14:38.75	27		0:34:21.91	+0:03:19.87
29	232	FANTINO Andrea Mad Wheels - Enduro Team	 ITA.2001.25554		0:06:42.38	23	0:04:19.35	34	0:08:41.82	25	0:14:48.22	29		0:34:31.77	+0:03:29.73
30	229	MALDONADO Michael	 USA.2003.33489		0:06:33.87	19	0:03:59.57	25	0:09:05.55	32	0:15:32.72	32		0:35:11.71	+0:04:09.67
31	219	GOWEIL Jonas Cube Action Team	 AUT.2002.36734		0:07:09.38	31	0:04:08.39	30	0:09:07.64	34	0:14:49.33	30		0:35:14.74	+0:04:12.70

RESULTS OVERALL

Pos	Plate	Name Team	Nat EWS number	Stage	Pos	Stage 2	Pos	Stage 3	Pos	Stage 4Q	Pos	Penalties	Time	Gap
MEN Under 21														
32	235	HEINE Geraud	 BEL.2004.25833	0:06:30.99	17	0:04:09.03	31	0:08:36.73	23	0:16:12.19	33		0:35:28.94	+0:04:26.90
33	220	SCHLEICHER Valentin	 GER.2002.26946	0:07:40.25	34	0:04:11.45	32	0:09:05.83	33	0:14:42.39	28		0:35:39.92	+0:04:37.88
DNF	208	PIERCY Jack Commencal Enduro Team	 GBR.2004.36927	0:07:11.70	32	0:03:44.45	16	0:08:18.59	13					
DNF	214	JACKSON Ben	 GBR.2001.28609	0:08:25.53	35									
DNS	209	JAMIESON Elliot Norco Factory Team	 CAN.2001.22028											
WOMEN														
1	33	PUGIN Melanie	 FRA.1990.21693	0:07:16.45	10	<u>0:03:46.30</u>	<u>1</u>	0:08:33.36	3	<u>0:13:54.51</u>	<u>1</u>		0:33:30.62	
2	4	CHARRE Morgane Pivot Factory Racing	 FRA.1990.21958	0:07:31.20	20	0:04:03.25	5	<u>0:08:23.57</u>	<u>1</u>	0:14:08.11	2		0:34:06.13	+0:00:35.51
3	38	HARDEN Harriet Trek Factory Racing	 GBR.2001.22819	0:07:28.88	19	0:04:08.18	13	0:08:30.28	2	0:14:09.80	3		0:34:17.14	+0:00:46.52
4	1	COURDURIER Isabeau Lapierre Zipp Collective	 FRA.1994.21731	0:07:22.48	14	0:03:56.74	3	0:08:48.08	9	0:14:11.29	4		0:34:18.59	+0:00:47.97
5	37	CONOLLY Ella	 GBR.1998.21859	0:07:16.92	11	0:04:16.87	18	0:08:34.45	4	0:14:20.32	6		0:34:28.56	+0:00:57.94
6	2	KOREM Noga GT Factory Racing	 ISR.1991.21660	0:07:23.82	15	0:04:00.13	4	0:08:43.47	7	0:14:25.38	7		0:34:32.80	+0:01:02.18












RESULTS OVERALL

Pos	Plate	Name Team	Nat EWS number	Stage	Pos Stage 2	Pos Stage 3	Pos Stage 4Q	Pos	Penalties	Time	Gap	
WOMEN												
7	34	CHARLES Estelle Rossignol Factory Team	 FRA.1997.22205	0:07:09.35	8	0:03:56.45	2	0:08:58.74	12	0:14:30.71	9	0:34:35.25 +0:01:04.63
8	3	LANTHIER NADEAU Andreane Rocky Mountain Race Face	 CAN.1993.21609	0:07:42.45	26	0:04:05.30	9	0:08:42.23	6	0:14:19.84	5	0:34:49.82 +0:01:19.20
9	8	MORRISON Rae Liv Racing	 NZL.1989.21630	0:07:26.07	17	0:04:04.82	7	0:08:41.36	5	0:14:41.97	11	0:34:54.22 +0:01:23.60
10	41	GEHRIG Carolin Norco Factory Team	 SUI.1987.21665	0:07:52.67	28	0:04:06.90	11	0:08:45.69	8	0:14:26.96	8	0:35:12.22 +0:01:41.60
11	39	RICHTER Raphaela Juliana Free Agents	 GER.1997.25746	0:07:41.53	24	0:04:04.43	6	0:08:55.83	11	0:14:41.28	10	0:35:23.07 +0:01:52.45
12	252	RAST Camille SUI.1999.35605	 SUI.1999.35605	<u>0:06:52.65</u>	1	0:04:21.79	23	0:09:18.33	20	0:15:06.35	16	0:35:39.12 +0:02:08.50
13	9	MILLER Miranda Kona Factory Team	 CAN.1990.21687	0:08:04.05	30	0:04:05.12	8	0:08:52.83	10	0:14:50.33	13	0:35:52.33 +0:02:21.71
14	35	JONNIER Morgane Team Cycles Peugeot	 FRA.1990.22559	0:07:45.79	27	0:04:09.94	14	0:09:03.52	14	0:14:54.63	14	0:35:53.88 +0:02:23.26
15	36	WINTON Katy GBR.1993.21730	 GBR.1993.21730	0:07:41.12	23	0:04:07.88	12	0:09:14.39	18	0:15:02.28	15	0:36:05.67 +0:02:35.05
16	7	COOK Becky GBR.1986.21664	 GBR.1986.21664	0:07:41.10	22	0:04:05.33	10	0:09:17.87	19	0:15:16.73	18	0:36:21.03 +0:02:50.41
17	245	PAGEAU Rachel CAN.1995.21742	 CAN.1995.21742	0:06:58.48	4	0:04:21.68	22	0:09:35.88	24	0:15:31.01	22	0:36:27.05 +0:02:56.43

Met EWS Val di Fassa Trentino #2

Canazei, Italy
25-26 June 2021









RESULTS OVERALL

Pos	Plate	Name Team	Nat EWS number	Stage	Pos	Stage 2	Pos	Stage 3	Pos	Stage 4Q	Pos	Penalties	Time	Gap	
WOMEN															
18	242	LAWRENCE Kate	 USA.1998.27745			0:06:58.43	3	0:04:11.15	15	0:09:24.32	21	0:16:09.03	29	0:36:42.93	+0:03:12.31
19	43	ASTLE Georgia Devinci Global Racing	 CAN.1997.27095			0:08:18.91	32	0:04:37.63	29	0:09:02.37	13	0:14:46.48	12	0:36:45.39	+0:03:14.77
20	251	JOLIDON Sidonie	 SUI.1987.31073			0:06:58.40	2	0:04:23.35	24	0:09:33.72	23	0:15:58.99	26	0:36:54.46	+0:03:23.84
21	50	BATTISTA Laura Juliana Free Agents	 AUS.1988.22132			0:08:31.25	37	0:04:14.36	16	0:09:09.47	17	0:15:11.95	17	0:37:07.03	+0:03:36.41
22	241	TAYLOR Chloe	 GBR.1998.23462			0:07:04.10	7	0:04:19.73	19	0:10:05.23	30	0:15:50.61	23	0:37:19.67	+0:03:49.05
23	244	GOOMES Robin	 NZL.1996.25949			0:07:18.29	12	0:04:21.60	21	0:09:46.75	27	0:15:53.10	25	0:37:19.74	+0:03:49.12
24	40	DUVERT Julie Theory Global Enduro Team	 FRA.1996.21719			0:08:30.45	36	0:04:24.97	25	0:09:07.08	15	0:15:26.18	21	0:37:28.68	+0:03:58.06
25	248	BUREK Katarzyna	 POL.1993.23240			0:07:26.37	18	0:04:31.69	27	0:09:49.64	28	0:15:52.71	24	0:37:40.41	+0:04:09.79
26	51	PAULIN Louise Margareta Ibis Enduro Team	 SWE.1978.21619			0:08:50.29	39	0:04:20.70	20	0:09:24.58	22	0:15:19.16	19	0:37:54.73	+0:04:24.11
27	44	NAUGHTON Isabella Liv Racing	 USA.2000.24733			0:08:23.82	33	0:04:48.10	33	0:09:35.97	25	0:15:26.12	20	0:38:14.01	+0:04:43.39
28	240	GILL Martha	 GBR.1997.22469			0:07:24.10	16	0:05:03.95	37	0:10:05.85	31	0:16:04.43	28	0:38:38.33	+0:05:07.71










Met EWS Val di Fassa Trentino #2

Canazei, Italy
25-26 June 2021

RESULTS OVERALL

Pos	Plate	Name Team	Nat EWS number	Stage	Pos	Stage 2	Pos	Stage 3	Pos	Stage 4Q	Pos	Penalties	Time	Gap
WOMEN														
29	247	ELLECOSTA Nadine Fastlight-Abetone	 ITA.1999.25437	0:07:22.38	13	0:04:38.92	30	0:10:07.00	32	0:16:34.65	33		0:38:42.95	+0:05:12.33
30	46	GALLEAN Chloe Lapierre Zipp Collective	 FRA.1994.21676	0:08:29.43	35	0:04:42.23	32	0:09:42.61	26	0:16:02.68	27		0:38:56.95	+0:05:26.33
31	250	RUTZ Lea Salome SUI.1995.33389	 SUI.1995.33389	0:07:02.32	6	0:04:53.27	35	0:10:33.25	34	0:16:33.13	31		0:39:01.97	+0:05:31.35
32	45	CHARLES Laura Orbea FOX Enduro Team	 FRA.1995.23500	0:08:11.85	31	0:04:15.59	17	0:09:07.17	16	0:17:38.32	37		0:39:12.93	+0:05:42.31
33	47	NABER Tanja Juliana Free Agents	 GER.1987.22367	0:08:40.33	38	0:04:28.90	26	0:09:54.06	29	0:16:15.05	30		0:39:18.34	+0:05:47.72
34	243	MAUNSELL Leah IRL.1999.22382	 IRL.1999.22382	0:07:42.38	25	0:04:37.15	28	0:10:37.29	35	0:16:33.51	32		0:39:30.33	+0:05:59.71
35	255	HOGIE Abigail USA.1998.35802	 USA.1998.35802	0:06:58.83	5	0:04:39.63	31	0:10:33.06	33	0:17:21.58	35		0:39:33.10	+0:06:02.48
36	254	JOHNSEN Jonna DEN.1992.27207	 DEN.1992.27207	0:07:54.73	29	0:04:54.17	36	0:10:50.55	36	0:17:31.47	36		0:41:10.92	+0:07:40.30
37	249	DRENGUBAKOVA Andrea CZE.1990.22278	 CZE.1990.22278	0:08:25.37	34	0:04:51.31	34	0:10:54.72	37	0:17:08.89	34		0:41:20.29	+0:07:49.67
38	246	SAVELLI Irene ITA.1992.22163	 ITA.1992.22163	0:07:34.12	21	0:06:28.29	38	0:13:06.52	38	0:19:20.77	38	0:01:00.00	0:47:29.70	+0:13:59.08
DNF	10	BARAONA Rebecca Ibis Enduro Team	 GBR.1993.21715	0:07:13.62	9									



RESULTS OVERALL

Pos	Plate	Name Team	Nat EWS number	Stage	Pos Stage 2	Pos Stage 3	Pos Stage 4Q	Pos	Penalties	Time	Gap
WOMEN											
DNS	6	GEHRIG Anita Norco Factory Team	 SUI.1987.21718								
DNS	49	BRUCHLE Veronika Cube Action Team	 GER.1995.22726								
WOMEN Master 35+											
1	261	PICTON Leonie Liv Racing	 AUS.1986.22420	0:07:15.33	1 0:04:55.19	1 0:10:32.18	1 0:16:53.63	1		0:39:36.33	
2	263	NESTLEROVA Fejola Stepanka	 CZE.1985.21761	0:07:34.33	2 0:04:59.65	2 0:10:39.93	2 0:17:11.70	2		0:40:25.61	+0:00:49.28
3	262	MICHEL Daniela	 SUI.1981.21559	0:07:50.01	3 0:05:14.25	3 0:10:57.01	3 0:18:00.02	3		0:42:01.29	+0:02:24.96
4	264	MCCONNELOUG Mary	 USA.1971.22390	0:08:49.70	4 0:05:20.28	4 0:11:17.40	4 0:19:11.49	4		0:44:38.87	+0:05:02.54
WOMEN Under 21											
1	256	RIVA Sophie	 ITA.2003.33949	0:07:15.81	4 0:04:20.97	1 0:10:05.60	1 0:16:20.70	2		0:38:03.08	
2	259	BLEWITT Jessica	 NZL.2002.36550	0:07:01.93	3 0:04:33.52	4 0:10:32.91	3 0:16:19.86	1		0:38:28.22	+0:00:25.14
3	258	HENDERSON Polly	 GBR.2001.22368	0:07:01.35	2 0:04:29.09	3 0:10:23.15	2 0:16:46.73	4		0:38:40.32	+0:00:37.24

Met EWS Val di Fassa Trentino #2

Canazei, Italy
25-26 June 2021

RESULTS OVERALL

Pos	Plate	Name Team	Nat EWS number	Stage	Pos	Stage 2	Pos	Stage 3	Pos	Stage 4Q	Pos	Penalties	Time	Gap	
WOMEN Under 21															
4	257	NEWKIRK Anna	 USA.2001.25192			<u>0:06:56.67</u>	1	0:04:27.77	2	0:10:55.78	4	0:16:45.44	3	0:39:05.66	+0:01:02.58
5	260	HENRY Justine Urge Pyrenees Gravity	 FRA.2003.32717			0:08:25.02	5	0:04:57.90	5	0:12:10.01	5	0:18:35.10	5	0:44:08.03	+0:06:04.95

Met EWS Val di Fassa Trentino #2

Canazei, Italy
25-26 June 2021

RESULTS OVERALL

Penalties details

Plate	Name	Penalty	Description	Location
146	DALPIAN Davide	00:01:00	Late at check point	Rollout Day 2
246	SAVELLI Irene	00:01:00	Missed check point	S3 Start

Statistics

Entries / Nations	Finished	DNF	DSQ	DNS	Weather	Temperature	Distance	Elevation
264 / 27	247	9	0	8	Partly Cloudy	23 °C		

DNF: did not finish · DNS: did not start · DSQ: disqualified