























## EWS100 RESULTS

Pos	Plate	Name Team	Nat EWS number	Stage 1	Pos	Stage 2	Pos	Stage 3	Pos	Stage 4	Pos	Penalties	Time	Gap
<b>EWS100   MEN</b>														
1	1002	<b>ORSENIGO Marco</b>	 ITA.1997.37352	0:10:12.47	15	0:06:21.05	2	<u>0:06:25.63</u>	<u>1</u>	<u>0:05:37.03</u>	<u>1</u>		<b>0:28:36.18</b>	
2	1142	<b>MCBAIN Calum</b>		0:09:59.13	5	0:06:24.93	4	0:06:37.67	6	0:05:47.59	5		<b>0:28:49.32</b>	+0:00:13.14
3	1001	<b>MASOTTI Filippo</b>	 ITA.1998.25438	0:09:48.19	2	0:06:36.12	16	0:06:42.15	12	0:05:52.61	8		<b>0:28:59.07</b>	+0:00:22.89
4	1019	<b>BENOIT Alexis</b>		0:09:50.84	3	0:06:24.60	3	0:06:40.04	8	0:06:09.61	21		<b>0:29:05.09</b>	+0:00:28.91
5	1003	<b>MAIRHOFER Andreas</b>	 ITA.1998.25438	0:09:59.57	6	0:06:33.03	11	0:06:41.77	11	0:05:53.30	10		<b>0:29:07.67</b>	+0:00:31.49
6	1028	<b>WEILAND Tor</b>	 USA.1999.33258	0:10:06.33	10	0:06:32.21	9	0:06:50.17	21	0:05:43.12	3		<b>0:29:11.83</b>	+0:00:35.65
7	1038	<b>BENASSI Diego</b>		0:09:55.02	4	0:06:38.28	20	0:06:45.94	15	0:05:58.48	16		<b>0:29:17.72</b>	+0:00:41.54
8	1042	<b>SCHNETTLER Christoph Felix</b>	 GER.1992.33926	0:10:00.20	7	0:06:34.57	14	0:06:45.80	14	0:05:58.75	17		<b>0:29:19.32</b>	+0:00:43.14
9	1043	<b>WILLNER Nick</b>	 GER.1999.22551	0:10:02.36	8	0:06:42.75	27	0:06:40.93	10	0:05:56.29	14		<b>0:29:22.33</b>	+0:00:46.15
10	1163	<b>ACERBI Tommaso</b>	 ITA.1997.33592	0:10:06.75	11	0:06:35.14	15	0:06:50.52	22	0:05:54.35	12		<b>0:29:26.76</b>	+0:00:50.58
11	1020	<b>REAL Pierre</b>	 FRA.1998.22500	0:10:27.33	20	0:06:31.87	8	0:06:32.11	2	0:05:55.87	13		<b>0:29:27.18</b>	+0:00:51.00

# Vittoria EWS La Thuile 2

La Thuile, Italy  
10 July 2021

## EWS100 RESULTS

Pos	Plate	Name Team	Nat EWS number	Stage 1	Pos	Stage 2	Pos	Stage 3	Pos	Stage 4	Pos	Penalties	Time	Gap
<b>EWS100   MEN</b>														
12	1165	SITTA Dominique	 ITA.1997.34836	0:10:23.07	18	0:06:38.43	21	0:06:38.17	7	0:05:52.88	9		<b>0:29:32.55</b>	+0:00:56.37
13	1033	EVANS Darren	 GBR.1991.23493	0:10:32.79	23	0:06:29.00	6	0:06:40.35	9	0:05:50.58	6		<b>0:29:32.72</b>	+0:00:56.54
14	1045	HASSFELD Joel	 GER.1998.33907	0:10:30.18	22	0:06:32.65	10	0:06:33.73	3	0:05:56.85	15		<b>0:29:33.41</b>	+0:00:57.23
15	1036	PASTORINO Tommaso	 ITA.1997.34836	0:10:30.17	21	0:06:34.55	13	0:06:35.65	5	0:05:54.06	11		<b>0:29:34.43</b>	+0:00:58.25
16	1012	BRIQUEZ Cyril	 FRA.1992.22135	0:10:09.31	12	0:06:36.96	17	0:06:44.82	13	0:06:08.53	20		<b>0:29:39.62</b>	+0:01:03.44
17	1013	GERMAN Thomas	 FRA.1995.22049	0:10:42.65	35	0:06:30.77	7	0:06:35.15	4	0:05:52.00	7		<b>0:29:40.57</b>	+0:01:04.39
18	1046	CARLSEN Jan	 GER.1992.38683	0:10:04.30	9	0:06:33.85	12	0:07:00.00	36	0:06:12.48	29		<b>0:29:50.63</b>	+0:01:14.45
19	1031	FOTHERGILL Alistair	 GBR.1995.26854	0:10:24.47	19	0:06:42.12	25	0:06:48.80	19	0:06:00.83	18		<b>0:29:56.22</b>	+0:01:20.04
20	1103	HALLMANN Moritz	 GER.1992.38683	0:10:20.61	16	0:06:46.36	31	0:06:47.50	17	0:06:09.85	22		<b>0:30:04.32</b>	+0:01:28.14
21	1018	VAN ROY Nicolas	 BEL.1994.35747	0:10:11.55	14	0:06:37.08	18	0:07:04.28	42	0:06:18.23	36		<b>0:30:11.14</b>	+0:01:34.96
22	1101	ZENONE Luca	 SUI.1987.22664	0:10:37.90	28	0:06:45.10	29	0:06:54.95	26	0:06:02.31	19		<b>0:30:20.26</b>	+0:01:44.08

## EWS100 RESULTS

Pos	Plate	Name Team	Nat EWS number	Stage 1	Pos	Stage 2	Pos	Stage 3	Pos	Stage 4	Pos	Penalties	Time	Gap
<b>EWS100   MEN</b>														
23	1109	GEIGER Yannic	 GER.1998.26389	0:10:35.45	27	0:06:37.62	19	0:06:55.23	27	0:06:14.00	31		<b>0:30:22.30</b>	+0:01:46.12
24	1015	FAUVELET Clement	 FRA.1995.25883	0:10:21.01	17	0:06:45.86	30	0:06:59.90	35	0:06:16.37	34		<b>0:30:23.14</b>	+0:01:46.96
25	1017	HANOUX Simon	 FRA.1992.37311	<u>0:09:24.48</u>	<u>1</u>	<u>0:06:15.65</u>	<u>1</u>	0:09:18.53	109	0:05:38.31	2		<b>0:30:36.97</b>	+0:02:00.79
26	1203	BIANCHI Luigi		0:10:38.04	29	0:06:52.97	42	0:06:55.63	28	0:06:10.47	23		<b>0:30:37.11</b>	+0:02:00.93
27	1029	TARKOWSKI Marcin	 POL.1993.33737	0:10:50.16	39	0:06:42.27	26	0:06:55.92	29	0:06:10.59	24		<b>0:30:38.94</b>	+0:02:02.76
28	1255	JENNI Luca	 SUI.1999.36806	0:10:35.19	26	0:06:46.82	34	0:06:58.95	32	0:06:23.65	44		<b>0:30:44.61</b>	+0:02:08.43
29	1147	REA Michael	 IRL.1992.37221	0:10:49.09	38	0:06:48.00	38	0:06:59.24	33	0:06:10.98	25		<b>0:30:47.31</b>	+0:02:11.13
30	1023	BOITEUX Jeremy	 FRA.2000.38604	0:10:38.73	30	0:06:48.57	39	0:06:59.56	34	0:06:21.05	41		<b>0:30:47.91</b>	+0:02:11.73
31	1032	DOHERTY Tormod	 GBR.1999.37233	0:10:51.70	40	0:06:40.97	24	0:07:13.88	61	0:06:12.22	28		<b>0:30:58.77</b>	+0:02:22.59
32	1123	WALKER Nicolas	 SUI.1991.34005	0:10:46.87	37	0:06:53.90	44	0:07:06.33	46	0:06:22.23	43		<b>0:31:09.33</b>	+0:02:33.15
33	1104	RISS Marvin		0:10:54.93	46	0:06:50.39	41	0:07:13.25	60	0:06:11.88	27		<b>0:31:10.45</b>	+0:02:34.27

## EWS100 RESULTS

Pos	Plate	Name Team	Nat EWS number	Stage 1	Pos	Stage 2	Pos	Stage 3	Pos	Stage 4	Pos	Penalties	Time	Gap
<b>EWS100   MEN</b>														
34	1143	JAMIESON Max	 GBR.1997.24995	0:10:40.79	32	0:06:46.97	35	0:07:28.83	73	0:06:20.13	39		<b>0:31:16.72</b>	+0:02:40.54
35	1011	COURMES Tristan	 FRA.1989.33929	0:11:15.17	60	0:06:47.34	36	0:06:46.94	16	0:06:29.71	53		<b>0:31:19.16</b>	+0:02:42.98
36	1027	REISH Ryan	 USA.1996.31608	0:11:01.68	50	0:06:46.62	33	0:07:02.67	39	0:06:28.35	50		<b>0:31:19.32</b>	+0:02:43.14
37	1132	KIESER Alexander		0:11:03.30	51	0:06:55.00	50	0:07:01.45	37	0:06:20.38	40		<b>0:31:20.13</b>	+0:02:43.95
38	1048	SCHELLING Stephan		0:11:06.70	54	0:06:54.17	48	0:07:06.92	47	0:06:13.08	30		<b>0:31:20.87</b>	+0:02:44.69
39	1112	HOHL Jonathan	 GER.1998.35754	0:10:53.08	43	0:06:54.15	46	0:07:10.92	55	0:06:23.82	45		<b>0:31:21.97</b>	+0:02:45.79
40	1149	BERTELSEN Jeppe Bob		0:10:54.74	45	0:06:54.02	45	0:06:58.10	31	0:06:36.72	57		<b>0:31:23.58</b>	+0:02:47.40
41	1037	PASSAROTTO Luca		0:11:28.81	66	0:06:39.42	23	0:06:48.67	18	0:06:27.12	49		<b>0:31:24.02</b>	+0:02:47.84
42	1187	RIGAUD Nicolas	 FRA.2000.35176	0:10:55.59	47	0:07:01.98	61	0:07:09.15	52	0:06:20.00	38		<b>0:31:26.72</b>	+0:02:50.54
43	1170	SALVINI Manfredi		0:10:58.00	48	0:06:59.82	57	0:07:07.68	49	0:06:21.85	42		<b>0:31:27.35</b>	+0:02:51.17
44	1063	SCELLIER Alexandre	 FRA.1999.22547	0:10:51.84	41	0:06:58.30	55	0:07:11.56	57	0:06:29.62	52		<b>0:31:31.32</b>	+0:02:55.14

## EWS100 RESULTS

Pos	Plate	Name Team	Nat EWS number	Stage 1	Pos	Stage 2	Pos	Stage 3	Pos	Stage 4	Pos	Penalties	Time	Gap
<b>EWS100   MEN</b>														
45	1144	<b>COWAN Lucas</b>	 USA.1994.34537	0:10:41.48	33	0:06:59.56	56	0:07:15.67	65	0:06:37.95	59		<b>0:31:34.66</b>	+0:02:58.48
46	1060	<b>DEKONINCK Arthur</b>	 FRA.1996.34525	0:11:12.10	56	0:06:53.42	43	0:07:08.88	50	0:06:25.90	47		<b>0:31:40.30</b>	+0:03:04.12
47	1087	<b>ROBELLO Federico</b>	 ITA.1988.36782	0:10:38.90	31	0:07:38.83	99	0:07:03.83	40	0:06:19.50	37		<b>0:31:41.06</b>	+0:03:04.88
48	1201	<b>VILLANI Riccardo</b>		0:10:52.42	42	0:06:55.13	51	0:07:10.55	54	0:06:46.60	68		<b>0:31:44.70</b>	+0:03:08.52
49	1148	<b>ZANDERS Koen</b>	 NED.1994.26359	0:11:03.56	52	0:07:06.58	68	0:07:05.82	44	0:06:29.32	51		<b>0:31:45.28</b>	+0:03:09.10
50	1073	<b>WELSCH Sam</b>		0:11:47.41	80	0:06:49.16	40	0:06:57.25	30	0:06:11.80	26		<b>0:31:45.62</b>	+0:03:09.44
51	1155	<b>OBRADOR GARRIDO Sebastia</b>		0:11:21.34	62	0:06:59.87	58	0:07:07.10	48	0:06:18.20	35		<b>0:31:46.51</b>	+0:03:10.33
52	1074	<b>RENARD Bastien</b>		0:10:54.45	44	0:07:01.70	60	0:07:11.52	56	0:06:39.47	60		<b>0:31:47.14</b>	+0:03:10.96
53	1198	<b>DALLA VALLE Nicola</b>		0:11:31.98	71	0:06:56.30	52	0:07:05.62	43	0:06:14.33	32		<b>0:31:48.23</b>	+0:03:12.05
54	1022	<b>ESCANDE Tom</b>	 FRA.2000.34619	0:10:33.79	25	0:06:47.35	37	0:06:50.69	23	0:07:38.96	92		<b>0:31:50.79</b>	+0:03:14.61
55	1058	<b>CHARLES Pierrick</b>	 FRA.1990.34130	0:10:42.58	34	0:07:02.95	62	0:07:12.58	59	0:06:56.07	75		<b>0:31:54.18</b>	+0:03:18.00












## EWS100 RESULTS

Pos	Plate	Name Team	Nat EWS number	Stage 1	Pos	Stage 2	Pos	Stage 3	Pos	Stage 4	Pos	Penalties	Time	Gap
<b>EWS100   MEN</b>														
56	1106	BANNEWITZ Sebastian		0:11:21.79	63	0:06:54.15	46	0:07:15.10	63	0:06:40.23	62		<b>0:32:11.27</b>	+0:03:35.09
57	1209	DINKEL Nick		0:11:14.86	59	0:07:06.71	69	0:07:17.98	66	0:06:32.03	55		<b>0:32:11.58</b>	+0:03:35.40
58	1164	VENTURI Nadir		0:11:28.85	67	0:06:56.55	53	0:07:03.84	41	0:06:42.35	63		<b>0:32:11.59</b>	+0:03:35.41
59	1078	GOYFFON Leo	 FRA.2000.25920	0:10:58.77	49	0:07:05.32	67	0:07:30.70	76	0:06:39.57	61		<b>0:32:14.36</b>	+0:03:38.18
60	1127	KAPPE Konstantin		0:11:13.44	58	0:07:03.33	63	0:07:19.52	67	0:06:46.52	67		<b>0:32:22.81</b>	+0:03:46.63
61	1199	CALLEGARO Lorenzo		0:11:29.09	68	0:07:03.96	65	0:07:09.45	53	0:06:46.73	69		<b>0:32:29.23</b>	+0:03:53.05
62	1121	RUDIGIER Alexander		0:11:43.09	77	0:07:03.60	64	0:07:12.25	58	0:06:31.31	54		<b>0:32:30.25</b>	+0:03:54.07
63	1196	GOZIO Francesco		0:11:16.35	61	0:07:06.85	70	0:07:26.25	70	0:06:44.60	66		<b>0:32:34.05</b>	+0:03:57.87
64	1167	GAGGIOI Leonardo	 ITA.1991.38258	0:11:52.76	85	0:07:00.20	59	0:07:08.92	51	0:06:34.32	56		<b>0:32:36.20</b>	+0:04:00.02
65	1195	ALMONTI Andrea	 ITA.1997.36489	0:11:40.27	75	0:07:04.64	66	0:07:15.23	64	0:06:37.73	58		<b>0:32:37.87</b>	+0:04:01.69
66	1188	MARCHAND Maxime		0:11:31.17	70	0:07:14.68	78	0:07:14.10	62	0:06:47.00	70		<b>0:32:46.95</b>	+0:04:10.77

# Vittoria EWS La Thuile 2

La Thuile, Italy  
10 July 2021

## EWS100 RESULTS

Pos	Plate	Name Team	Nat EWS number	Stage 1	Pos	Stage 2	Pos	Stage 3	Pos	Stage 4	Pos	Penalties	Time	Gap
<b>EWS100   MEN</b>														
67	1044	RAUTERBERG Johannes	 GER.1995.31921	0:11:13.08	57	0:07:37.30	98	0:07:37.27	81	0:06:26.94	48		<b>0:32:54.59</b>	+0:04:18.41
68	1197	WOLF Gabriele	 ITA.1994.22167	0:11:38.38	74	0:07:16.58	84	0:07:22.50	69	0:06:43.18	65		<b>0:33:00.64</b>	+0:04:24.46
69	1213	HARNISCHFEGER Maximilian		0:11:32.18	72	0:07:07.43	71	0:07:38.65	83	0:06:53.65	74		<b>0:33:11.91</b>	+0:04:35.73
70	1021	FAIVRE Thomas	 FRA.1998.34524	0:13:06.91	104	0:06:54.98	49	0:07:06.09	45	0:06:15.55	33		<b>0:33:23.53</b>	+0:04:47.35
71	1176	BARBERO Michele		0:11:29.91	69	0:07:20.20	88	0:07:33.85	78	0:06:59.67	76		<b>0:33:23.63</b>	+0:04:47.45
72	1218	DIGGES LA TOUCHE James		0:11:36.85	73	0:07:08.95	74	0:07:38.45	82	0:07:00.15	78		<b>0:33:24.40</b>	+0:04:48.22
73	1111	HABERLE Jochen		0:11:40.59	76	0:07:12.60	76	0:07:28.13	71	0:07:11.20	85		<b>0:33:32.52</b>	+0:04:56.34
74	1212	HENSS Rouwen		0:11:51.06	83	0:07:14.78	79	0:07:38.85	84	0:07:03.50	80		<b>0:33:48.19</b>	+0:05:12.01
75	1102	BONDERER Fabian	 SUI.1997.24620	0:11:59.10	87	0:07:15.77	83	0:07:35.80	80	0:07:05.51	83		<b>0:33:56.18</b>	+0:05:20.00
76	1118	EGE Moritz		0:12:15.66	93	0:07:37.07	97	0:07:30.75	77	0:06:42.45	64		<b>0:34:05.93</b>	+0:05:29.75
77	1039	MORICONI Gabriele		0:12:11.05	91	0:07:23.97	90	0:07:29.01	74	0:07:03.28	79		<b>0:34:07.31</b>	+0:05:31.13



# Vittoria EWS La Thuile 2

La Thuile, Italy  
10 July 2021

## EWS100 RESULTS












Pos	Plate	Name Team	Nat EWS number	Stage 1	Pos	Stage 2	Pos	Stage 3	Pos	Stage 4	Pos	Penalties	Time	Gap
<b>EWS100   MEN</b>														
78	1145	HOCKETT Ryan		0:11:57.64	86	0:07:15.47	82	0:08:00.88	95	0:07:00.02	77		<b>0:34:14.01</b>	+0:05:37.83
79	1107	HEIN Stephan		0:12:23.16	94	0:07:15.06	80	0:07:35.69	79	0:07:04.32	82		<b>0:34:18.23</b>	+0:05:42.05
80	1119	HOCKER Lukas		0:11:48.79	81	0:07:32.93	95	0:07:47.20	90	0:07:09.92	84		<b>0:34:18.84</b>	+0:05:42.66
81	1202	GAMBERI Marvin Ray		0:12:03.50	88	0:07:21.18	89	0:07:42.02	85	0:07:13.98	86		<b>0:34:20.68</b>	+0:05:44.50
82	1260	BOSBACH Moritz		0:12:04.73	89	0:07:15.22	81	0:07:28.67	72	0:07:33.46	90		<b>0:34:22.08</b>	+0:05:45.90
83	1120	KELLER Jonas	 GER.1999.36787	0:12:43.14	99	0:07:17.50	85	0:07:30.53	75	0:06:51.00	72		<b>0:34:22.17</b>	+0:05:45.99
84	1116	BUSSMANN Jannik		0:11:46.96	79	0:07:29.74	91	0:07:47.35	91	0:07:18.55	87		<b>0:34:22.60</b>	+0:05:46.42
85	1110	SAIBI Lois	 FRA.2000.21919	0:10:10.36	13	0:06:38.60	22	0:06:49.73	20	0:10:45.53	109		<b>0:34:24.22</b>	+0:05:48.04
86	1010	MUENS Mario		0:12:25.84	95	0:07:08.31	73	0:07:20.68	68	0:07:30.90	89		<b>0:34:25.73</b>	+0:05:49.55
87	1113	HOHL Fabian	 GER.1993.36900	0:11:46.05	78	0:07:17.88	86	0:07:42.25	86	0:07:44.31	95		<b>0:34:30.49</b>	+0:05:54.31
88	1097	STOCKMANN Malte		0:11:10.86	55	0:07:18.97	87	0:07:42.57	87	0:08:21.03	102		<b>0:34:33.43</b>	+0:05:57.25














# Vittoria EWS La Thuile 2

La Thuile, Italy  
10 July 2021












## EWS100 RESULTS

Pos	Plate	Name Team	Nat EWS number	Stage 1	Pos	Stage 2	Pos	Stage 3	Pos	Stage 4	Pos	Penalties	Time	Gap
<b>EWS100   MEN</b>														
89	1108	WAGNER Raphael	 AUT.1996.25536	0:11:49.59	82	0:07:30.93	92	0:07:56.53	93	0:07:21.55	88		<b>0:34:38.60</b>	+0:06:02.42
90	1217	SMITH Joseph		0:12:39.73	98	0:07:31.13	93	0:07:42.58	89	0:06:52.75	73		<b>0:34:46.19</b>	+0:06:10.01
91	1211	SCHRAVEN Nicola	 SUI.1990.30378	0:11:27.98	65	0:07:11.85	75	0:09:49.17	112	0:06:49.72	71		<b>0:35:18.72</b>	+0:06:42.54
92	1125	HIRSCH Olaf		0:11:51.85	84	0:07:31.84	94	0:08:07.72	97	0:07:52.80	97		<b>0:35:24.21</b>	+0:06:48.03
93	1194	AONDIO Matteo		0:12:52.52	102	0:07:41.80	101	0:07:55.05	92	0:07:03.75	81		<b>0:35:33.12</b>	+0:06:56.94
94	1133	SEEMUELLER Julian		0:12:28.78	96	0:07:40.08	100	0:08:08.11	98	0:07:51.42	96		<b>0:36:08.39</b>	+0:07:32.21
95	1169	MARRANI Fabio		0:12:30.00	97	0:07:44.68	103	0:08:08.92	99	0:08:15.47	100		<b>0:36:39.07</b>	+0:08:02.89
96	1124	HISCHER Kilian		0:13:17.62	106	0:07:43.80	102	0:08:11.67	101	0:07:40.85	93		<b>0:36:53.94</b>	+0:08:17.76
97	1178	MORELLI Matteo	 ITA.1989.37126	0:13:39.80	107	0:07:36.70	96	0:08:05.93	96	0:07:44.09	94		<b>0:37:06.52</b>	+0:08:30.34
98	1183	MONTICONE Matteo	 ITA.1990.36781	0:12:49.08	101	0:08:05.39	107	0:08:15.45	102	0:08:01.75	98		<b>0:37:11.67</b>	+0:08:35.49
99	1186	MENY Nicolas		0:13:11.55	105	0:07:57.27	105	0:08:11.38	100	0:08:06.70	99		<b>0:37:26.90</b>	+0:08:50.72

## EWS100 RESULTS

Pos	Plate	Name Team	Nat EWS number	Stage 1	Pos	Stage 2	Pos	Stage 3	Pos	Stage 4	Pos	Penalties	Time	Gap
<b>EWS100   MEN</b>														
100	1168	MAGURSI Leonardo		0:13:42.79	108	0:07:51.95	104	0:08:19.38	103	0:07:33.84	91		<b>0:37:27.96</b>	+0:08:51.78
101	1166	MAGGI Alessandro	 ITA.1997.38259	0:12:11.41	92	0:09:29.05	114	0:07:56.85	94	0:08:16.25	101		<b>0:37:53.56</b>	+0:09:17.38
102	1061	DUFAUD Thomas	 FRA.1996.22335	0:13:04.27	103	0:08:09.75	108	0:08:23.47	104	0:08:48.05	105		<b>0:38:25.54</b>	+0:09:49.36
103	1200	DI DONATO Lorenzo		0:13:52.18	109	0:08:03.73	106	0:08:29.75	105	0:08:21.33	103		<b>0:38:46.99</b>	+0:10:10.81
104	1154	MAYOL Xavier		0:12:47.26	100	0:09:00.50	113	0:08:35.85	106	0:08:32.60	104		<b>0:38:56.21</b>	+0:10:20.03
105	1162	MARIANI Riccardo	 ITA.1999.38189	0:12:07.82	90	0:07:14.60	77	0:07:42.57	87	0:12:16.67	110		<b>0:39:21.66</b>	+0:10:45.48
106	1208	HAAS Jakob		0:14:29.29	110	0:08:22.79	110	0:09:18.55	110	0:08:48.52	106		<b>0:40:59.15</b>	+0:12:22.97
107	1016	BLENGINI Loris	 FRA.1999.34059	0:22:24.03	115	0:06:28.76	5	0:06:52.37	24	0:05:44.55	4		<b>0:41:29.71</b>	+0:12:53.53
108	1232	MARASESCU Alexandru	 ROU.1987.25210	0:15:11.94	112	0:08:35.05	111	0:08:58.82	108	0:09:11.87	107		<b>0:41:57.68</b>	+0:13:21.50
109	1225	RUSSELL Jamie	 CAN.1983.24428	0:16:15.81	113	0:08:36.43	112	0:09:29.07	111	0:09:16.45	108		<b>0:43:37.76</b>	+0:15:01.58
110	1047	WACKER Jo		0:47:53.91	116	0:06:58.13	54	0:07:01.65	38	0:06:24.39	46		<b>1:08:18.08</b>	+0:39:41.90

## EWS100 RESULTS

Pos	Plate	Name Team	Nat EWS number	Stage 1	Pos	Stage 2	Pos	Stage 3	Pos	Stage 4	Pos	Penalties	Time	Gap
<b>EWS100   MEN</b>														
DNF	1153	RAMIREZ GOMEZ Ricardo	 CHI.1993.22670	0:10:33.39	24	0:06:46.53	32	0:06:53.57	25					
DNF	1135	LINNERT Robin	 	0:15:03.14	111	0:08:11.53	109	0:08:40.35	107					
DNF	1057	PIERROT Vincent	 FRA.1990.27329	0:10:44.13	36	0:06:43.40	28							
DNF	1041	RINDFLEISCH Michael	 	0:11:05.05	53	0:07:07.57	72							
DNF	1152	GOMEZ ALONSO Pablo	 	0:18:45.27	114	0:13:53.08	115							
DNF	1062	ROUDIL Corentin	 FRA.1996.35258	0:11:23.76	64									
DNS	1105	LEONHARDT Konstantin	 GER.1996.35481											
DNS	1126	RIHM Marvin	 											
DNS	1004	VITALI Marco	 ITA.1999.25083											
DNS	1014	MASSOT Quentin	 FRA.1993.24655											
DNS	1040	LANTSCHNER Samuel	 											

## EWS100 RESULTS

Pos	Plate	Name Team	Nat EWS number	Stage 1	Pos Stage 2	Pos Stage 3	Pos Stage 4	Pos	Penalties	Time	Gap	
<b>EWS100   MEN</b>												
DNS	1177	FORMICHI Francesco										
<b>EWS100   MEN   Master 35+</b>												
1	1184	ROSSA Damiano		<u>0:10:34.30</u>	1	<u>0:06:41.75</u>	1	0:07:05.74	5	0:06:19.78	2	<b>0:30:41.57</b>
2	1030	CHANDLER Kane	 GBR.1985.21345	0:10:51.68	3	0:06:52.31	4	0:07:01.57	3	<u>0:06:02.64</u>	1	<b>0:30:48.20</b> +0:00:06.63
3	1085	BERNARD Guillaume	 FRA.1983.22861	0:10:59.64	5	0:06:50.31	3	0:07:05.38	4	0:06:21.08	3	<b>0:31:16.41</b> +0:00:34.84
4	1131	TAPE Martial	 GER.1983.34064	0:10:49.77	2	0:06:44.50	2	<u>0:06:59.25</u>	1	0:06:44.81	12	<b>0:31:18.33</b> +0:00:36.76
5	1181	RIVERDITI Alessandro	 ITA.1981.36372	0:10:59.52	4	0:07:01.49	5	0:07:00.43	2	0:06:23.25	5	<b>0:31:24.69</b> +0:00:43.12
6	1233	SCHUMACHER Bernd		0:11:10.34	7	0:07:02.95	6	0:07:25.69	13	0:06:25.14	6	<b>0:32:04.12</b> +0:01:22.55
7	1084	BERNIERE Jerome	 FRA.1975.37044	0:11:08.05	6	0:07:11.25	10	0:07:20.82	10	0:06:32.08	8	<b>0:32:12.20</b> +0:01:30.63
8	1180	RODOLICO Marco		0:11:27.72	11	0:07:17.34	12	0:07:19.12	8	0:06:22.28	4	<b>0:32:26.46</b> +0:01:44.89
9	1100	TIBERIO Alberto		0:11:26.58	9	0:07:19.40	15	0:07:17.70	6	0:06:30.49	7	<b>0:32:34.17</b> +0:01:52.60
10	1215	ZEIDTLER Dominic		0:11:38.72	12	0:07:20.54	17	0:07:18.52	7	0:06:33.10	9	<b>0:32:50.88</b> +0:02:09.31












## EWS100 RESULTS

Pos	Plate	Name Team	Nat EWS number	Stage 1	Pos	Stage 2	Pos	Stage 3	Pos	Stage 4	Pos	Penalties	Time	Gap
<b>EWS100   MEN   Master 35+</b>														
11	1077	<b>BODEUX Xavier</b>	 BEL.1976.21936	0:11:38.96	13	0:07:04.35	8	0:07:23.82	12	0:06:43.85	11		<b>0:32:50.98</b>	+0:02:09.41
12	1172	<b>RIMONDO Matteo</b>	 ITA.1984.25677	0:11:26.65	10	0:07:11.23	9	0:07:20.65	9	0:06:54.95	15		<b>0:32:53.48</b>	+0:02:11.91
13	1223	<b>FELLGETT Theo</b>	 GBR.1986.38997	0:11:40.47	15	0:07:17.64	14	0:07:32.67	15	0:07:08.43	18		<b>0:33:39.21</b>	+0:02:57.64
14	1227	<b>ASSIE Benjamin</b>		0:12:07.40	20	0:07:03.42	7	0:07:33.10	16	0:07:01.87	17		<b>0:33:45.79</b>	+0:03:04.22
15	1226	<b>GAGNEUR Denis</b>		0:12:01.15	19	0:07:19.98	16	0:07:22.95	11	0:07:09.50	19		<b>0:33:53.58</b>	+0:03:12.01
16	1185	<b>FRASSINE Fabrizio</b>		0:12:28.25	22	0:07:23.30	18	0:07:29.65	14	0:06:46.09	13		<b>0:34:07.29</b>	+0:03:25.72
17	1117	<b>BUSCHULTE Jona</b>		0:11:44.11	16	0:07:37.82	24	0:07:37.14	17	0:07:20.35	23		<b>0:34:19.42</b>	+0:03:37.85
18	1151	<b>JAKOBSEN Glenn</b>	 DEN.1981.36952	0:11:55.30	18	0:07:25.30	19	0:07:45.06	19	0:07:16.25	22		<b>0:34:21.91</b>	+0:03:40.34
19	1174	<b>CARUSO Gianluca</b>		0:11:40.03	14	0:07:35.99	23	0:07:57.48	22	0:07:10.23	20		<b>0:34:23.73</b>	+0:03:42.16
20	1134	<b>FRUHAUF Adrian</b>		0:12:35.87	26	0:07:27.60	21	0:07:40.00	18	0:06:46.48	14		<b>0:34:29.95</b>	+0:03:48.38
21	1137	<b>HAGMANN Rene</b>	 SUI.1975.38749	0:12:36.62	27	0:07:17.46	13	0:08:02.78	26	0:06:42.22	10		<b>0:34:39.08</b>	+0:03:57.51












# Vittoria EWS La Thuile 2

La Thuile, Italy  
10 July 2021

## EWS100 RESULTS

Pos	Plate	Name Team	Nat EWS number	Stage 1	Pos	Stage 2	Pos	Stage 3	Pos	Stage 4	Pos	Penalties	Time	Gap
<b>EWS100   MEN   Master 35+</b>														
22	1237	CELEGHIN Matteo		0:12:32.61	25	0:07:39.44	26	0:07:56.55	21	0:07:00.47	16		<b>0:35:09.07</b>	+0:04:27.50
23	1173	COCCHI Germano		0:12:29.18	23	0:07:51.70	30	0:07:59.05	23	0:07:28.03	24		<b>0:35:47.96</b>	+0:05:06.39
24	1171	BUFFI Marco		0:12:31.27	24	0:07:43.69	27	0:08:05.62	28	0:07:32.15	25		<b>0:35:52.73</b>	+0:05:11.16
25	1214	MODRAK Patrick		0:12:15.44	21	0:07:47.98	29	0:08:00.92	25	0:07:58.30	30		<b>0:36:02.64</b>	+0:05:21.07
26	1240	PEZZOLI Maurizio		0:12:55.46	30	0:07:27.24	20	0:07:59.38	24	0:07:42.85	27		<b>0:36:04.93</b>	+0:05:23.36
27	1088	VILLATA Alberto		0:12:56.83	31	0:07:37.91	25	0:08:20.91	30	0:07:10.50	21		<b>0:36:06.15</b>	+0:05:24.58
28	1150	LAUSTSEN Nikolaj	 DEN.1977.38783	0:12:46.74	28	0:07:34.90	22	0:08:05.40	27	0:07:39.15	26		<b>0:36:06.19</b>	+0:05:24.62
29	1239	CARRARA CASTELLI Francesco		0:12:52.55	29	0:07:46.23	28	0:08:14.48	29	0:07:43.80	28		<b>0:36:37.06</b>	+0:05:55.49
30	1204	STEFANELLI Andrea		0:13:05.82	32	0:08:14.40	33	0:09:00.25	33	0:07:54.02	29		<b>0:38:14.49</b>	+0:07:32.92
31	1244	EVELEIGH Tom		0:14:10.51	33	0:08:11.25	32	0:08:42.67	32	0:08:33.84	31		<b>0:39:38.27</b>	+0:08:56.70
32	1130	HOFFMANN Carsten		0:16:29.13	34	0:08:03.34	31	0:08:42.05	31	0:08:47.03	32		<b>0:42:01.55</b>	+0:11:19.98

## EWS100 RESULTS












Pos	Plate	Name Team	Nat EWS number	Stage 1	Pos	Stage 2	Pos	Stage 3	Pos	Stage 4	Pos	Penalties	Time	Gap
<b>EWS100   MEN   Master 35+</b>														
33	1242	EVANS Charlie		0:27:42.02	36	0:08:40.81	34	0:09:14.32	34	0:09:41.15	33		<b>0:55:18.30</b>	+0:24:36.73
DNF	1136	WHIG Christian		0:11:55.02	17	0:07:17.13	11	0:07:54.05	20					
DNF	1229	GASPARD Gregory		0:11:12.76	8									
			FRA.1982.35762											
DNF	1129	PINO Felipe		0:17:00.22	35									
DNF	1056	SAINT-AUBIN Christophe												
DNS	1090	DRAGONI Fabrizio												
DNS	1221	HORN Thomas												
DNS	1128	BRAUTIGAM-KRAUS Ingo												
DNS	1246	COOKSON John												
DNS	1230	GROGNUX Johann												
DNS	1236	HESKIA Tal												



# Vittoria EWS La Thuile 2

La Thuile, Italy  
10 July 2021

## EWS100 RESULTS

Pos	Plate	Name Team	Nat EWS number	Stage 1	Pos	Stage 2	Pos	Stage 3	Pos	Stage 4	Pos	Penalties	Time	Gap
<b>EWS100   MEN   Under 21</b>														
1	1051	LANDBO Hans	 DEN.2002.38800	<u>0:09:30.08</u>	<u>1</u>	0:06:20.70	3	0:06:25.85	4	0:05:41.68	4		<b>0:27:58.31</b>	
2	1034	COPE Daniel	 GBR.2003.36534	0:09:38.11	2	0:06:18.60	2	0:06:25.72	3	0:05:44.78	6		<b>0:28:07.21</b>	+0:00:08.90
3	1005	PLEINDOUX Simeon	 FRA.2003.34644	0:09:46.88	4	0:06:34.88	12	0:06:25.30	2	<u>0:05:28.25</u>	<u>1</u>		<b>0:28:15.31</b>	+0:00:17.00
4	1006	LESQUIR Tom	 FRA.2003.36215	0:09:56.38	6	<u>0:06:16.68</u>	<u>1</u>	0:06:33.85	6	0:05:34.81	2		<b>0:28:21.72</b>	+0:00:23.41
5	1055	SCHEELE William	 NOR.2003.33415	0:09:42.00	3	0:06:21.40	4	0:06:32.78	5	0:05:48.50	7		<b>0:28:24.68</b>	+0:00:26.37
6	1050	REGEL LANDBO Mads	 DEN.2004.38802	0:09:48.30	5	0:06:27.64	7	0:06:37.05	10	0:05:57.35	12		<b>0:28:50.34</b>	+0:00:52.03
7	1139	BRODIE William	 GBR.2004.37689	0:10:11.09	10	0:06:26.70	6	0:06:39.00	11	0:05:42.47	5		<b>0:28:59.26</b>	+0:01:00.95
8	1080	MORVAN Martin	 FRA.2002.33776	0:10:31.41	21	0:06:30.95	9	<u>0:06:21.47</u>	<u>1</u>	0:05:41.41	3		<b>0:29:05.24</b>	+0:01:06.93
9	1009	CROS Dorian		0:10:14.26	13	0:06:29.87	8	0:06:36.45	9	0:05:54.71	10		<b>0:29:15.29</b>	+0:01:16.98
10	1075	EVARD Jacques	 BEL.2002.32836	0:09:56.69	7	0:06:37.50	14	0:06:41.61	13	0:06:03.07	16		<b>0:29:18.87</b>	+0:01:20.56
11	1065	CONSTANT Nicolas	 FRA.2004.37393	0:10:06.96	9	0:06:34.10	11	0:06:45.18	17	0:05:53.77	9		<b>0:29:20.01</b>	+0:01:21.70

## EWS100 RESULTS

Pos	Plate	Name Team	Nat EWS number	Stage 1	Pos	Stage 2	Pos	Stage 3	Pos	Stage 4	Pos	Penalties	Time	Gap
<b>EWS100   MEN   Under 21</b>														
12	1069	PETIOT Mathis	 FRA.2002.34271	0:10:21.29	14	0:06:35.10	13	0:06:35.03	7	0:06:02.00	14		<b>0:29:33.42</b>	+0:01:35.11
13	1079	FLEURY Mathis	 FRA.2003.33539	0:10:13.06	12	0:06:39.12	18	0:06:44.66	16	0:05:59.90	13		<b>0:29:36.74</b>	+0:01:38.43
14	1157	PLANDO Andrea	 ITA.2004.37531	0:10:34.30	24	0:06:32.35	10	0:06:39.69	12	0:05:53.10	8		<b>0:29:39.44</b>	+0:01:41.13
15	1008	CASSAN Mathis		0:10:26.49	19	0:06:37.55	15	0:06:43.50	14	0:06:08.06	19		<b>0:29:55.60</b>	+0:01:57.29
16	1193	BIANCHI Stefano	 ITA.2002.36862	0:10:24.58	18	0:06:43.62	22	0:06:44.00	15	0:06:09.77	23		<b>0:30:01.97</b>	+0:02:03.66
17	1156	OLM Pau	 ESP.2004.36762	0:10:21.43	15	0:06:43.09	21	0:06:55.22	24	0:06:04.52	18		<b>0:30:04.26</b>	+0:02:05.95
18	1094	HARTMANN Niklas	 GER.2001.34305	0:10:32.90	22	0:06:42.83	20	0:06:55.41	26	0:05:56.35	11		<b>0:30:07.49</b>	+0:02:09.18
19	1025	DREYER Jules	 FRA.2004.36735	0:10:43.20	27	0:06:37.75	16	0:06:51.05	20	0:06:02.50	15		<b>0:30:14.50</b>	+0:02:16.19
20	1052	SCHMIDT Mikkel Aagaard	 DEN.2003.38799	0:10:11.68	11	0:06:43.67	23	0:07:01.88	28	0:06:17.93	26		<b>0:30:15.16</b>	+0:02:16.85
21	1095	SILBERHORN Frederik	 GER.2001.25684	0:10:22.53	16	0:06:44.17	24	0:06:55.40	25	0:06:19.69	27		<b>0:30:21.79</b>	+0:02:23.48
22	1067	COTTIER-WEMAERE Joseph	 FRA.2004.36936	0:10:23.64	17	0:06:41.93	19	0:07:01.11	27	0:06:16.98	25		<b>0:30:23.66</b>	+0:02:25.35

## EWS100 RESULTS

Pos	Plate	Name Team	Nat EWS number	Stage 1	Pos	Stage 2	Pos	Stage 3	Pos	Stage 4	Pos	Penalties	Time	Gap
<b>EWS100   MEN   Under 21</b>														
23	1140	<b>ROBERTS Scott</b>	 IRL.2004.37035	0:10:44.34	28	0:06:51.23	30	0:06:51.00	19	0:06:09.49	22		<b>0:30:36.06</b>	+0:02:37.75
24	1024	<b>MARTY Baptiste</b>	 FRA.2002.39054	0:10:33.80	23	0:07:10.42	41	0:06:52.40	21	0:06:03.85	17		<b>0:30:40.47</b>	+0:02:42.16
25	1091	<b>HLOBIL Patrik</b>	 SUI.2002.26474	0:10:28.89	20	0:06:58.91	33	0:07:03.25	32	0:06:16.35	24		<b>0:30:47.40</b>	+0:02:49.09
26	1190	<b>REVEL Tom</b>		0:10:38.28	25	0:06:45.17	25	0:07:03.10	31	0:06:22.40	28		<b>0:30:48.95</b>	+0:02:50.64
27	1072	<b>DEMARTEAU Colin</b>	 BEL.2003.33889	0:10:55.30	32	0:07:06.88	40	0:06:45.85	18	0:06:08.17	20		<b>0:30:56.20</b>	+0:02:57.89
28	1096	<b>HERBERTH Armin</b>	 GER.2002.37068	0:10:50.56	30	0:06:45.23	26	0:06:52.85	22	0:06:35.19	33		<b>0:31:03.83</b>	+0:03:05.52
29	1064	<b>FRIEH Maxime</b>		0:10:44.70	29	0:06:50.90	27	0:07:01.95	29	0:06:26.95	31		<b>0:31:04.50</b>	+0:03:06.19
30	1138	<b>WHITE Ronan</b>	 GBR.2002.36972	0:10:53.86	31	0:06:51.05	29	0:07:03.25	32	0:06:28.59	32		<b>0:31:16.75</b>	+0:03:18.44
31	1049	<b>CHANTON Nicolas</b>	 SUI.2002.33047	0:10:39.18	26	0:06:38.11	17	0:07:11.29	38	0:06:56.50	39		<b>0:31:25.08</b>	+0:03:26.77
32	1099	<b>MAGHETTI Alessandro</b>		0:11:07.03	37	0:07:01.60	36	0:07:03.65	34	0:06:24.70	30		<b>0:31:36.98</b>	+0:03:38.67
33	1161	<b>BARALE Alex</b>		0:11:19.16	41	0:06:50.92	28	0:07:04.58	35	0:06:23.77	29		<b>0:31:38.43</b>	+0:03:40.12












## EWS100 RESULTS


Pos	Plate	Name Team	Nat EWS number	Stage 1	Pos	Stage 2	Pos	Stage 3	Pos	Stage 4	Pos	Penalties	Time	Gap
<b>EWS100   MEN   Under 21</b>														
34	1059	MURSCH Gaetan		0:11:00.66	34	0:06:59.80	34	0:07:09.60	37	0:06:43.52	35		<b>0:31:53.58</b>	+0:03:55.27
35	1053	OLSSON Jonas	 NOR.2001.37666	0:10:58.48	33	0:07:04.48	38	0:07:07.05	36	0:06:59.24	40		<b>0:32:09.25</b>	+0:04:10.94
36	1189	MARCHAND Quentin		0:11:06.14	36	0:07:31.07	46	0:07:12.62	39	0:06:37.17	34		<b>0:32:27.00</b>	+0:04:28.69
37	1035	MARKEWITZ Julien	 USA.2003.31236	0:11:02.69	35	0:07:06.38	39	0:07:26.79	42	0:06:53.30	37		<b>0:32:29.16</b>	+0:04:30.85
38	1066	VILLEMUS Martin		0:11:13.99	39	0:07:00.80	35	0:07:23.43	40	0:06:55.50	38		<b>0:32:33.72</b>	+0:04:35.41
39	1158	BIAMINO Igor	 ITA.2004.38587	0:11:14.49	40	0:07:13.13	43	0:07:26.00	41	0:06:43.67	36		<b>0:32:37.29</b>	+0:04:38.98
40	1026	BOUCHUT Thomas	 FRA.2004.37345	0:11:48.89	45	0:06:56.69	32	0:07:31.98	43	0:07:02.52	41		<b>0:33:20.08</b>	+0:05:21.77
41	1093	FERRARI Takashi	 SUI.2001.37077	0:11:30.94	42	0:07:14.32	44	0:07:41.75	45	0:07:20.13	43		<b>0:33:47.14</b>	+0:05:48.83
42	1092	LANG Benoit		0:12:05.78	46	0:07:26.72	45	0:07:52.55	47	0:07:10.03	42		<b>0:34:35.08</b>	+0:06:36.77
43	1192	GREGORIO Zeno	 ITA.2004.36730	0:11:46.82	44	0:07:36.80	47	0:07:52.37	46	0:07:22.44	44		<b>0:34:38.43</b>	+0:06:40.12
44	1007	PUISSANT Enzo		0:09:59.10	8	0:06:26.31	5	0:06:35.57	8	0:13:02.04	48		<b>0:36:03.02</b>	+0:08:04.71

# Vittoria EWS La Thuile 2

La Thuile, Italy  
10 July 2021

## EWS100 RESULTS

Pos	Plate	Name Team	Nat EWS number	Stage 1	Pos	Stage 2	Pos	Stage 3	Pos	Stage 4	Pos	Penalties	Time	Gap
<b>EWS100   MEN   Under 21</b>														
45	1191	DERIDDER Gauvain		0:12:19.64	47	0:07:46.77	48	0:08:31.25	49	0:07:48.54	45		<b>0:36:26.20</b>	+0:08:27.89
46	1207	FISCHER Ludwig	 GER.2001.25752	0:12:48.24	48	0:08:00.82	50	0:09:12.80	50	0:08:47.43	47		<b>0:38:49.29</b>	+0:10:50.98
47	1071	OSBORNE Lenny	 BEL.2003.33939	0:19:39.74	49	0:06:55.52	31	0:06:54.82	23	0:06:08.37	21		<b>0:39:38.45</b>	+0:11:40.14
48	1159	GABOLI Riccardo	 ITA.2004.37138	0:38:25.61	50	0:07:54.93	49	0:07:53.40	48	0:08:09.76	46		<b>1:02:23.70</b>	+0:34:25.39
DNF	1141	JONES Ben	 GBR.2001.38851	0:11:11.83	38	0:07:02.30	37	0:07:02.00	30					
DNF	1070	GRAILLE Florian	 FRA.2002.36977	0:11:42.98	43	0:07:11.81	42	0:07:34.25	44					
DNF	1054	HOLIMAN Kristian	 NOR.2001.33271											
DNS	1216	SJOSTRAND Linus	 SWE.2001.29545											
<b>EWS100   MEN   Vet 50+</b>														
1	1234	FRITZENSCHAFT Andre	 GER.1970.22973	<u>0:11:39.22</u>	<u>1</u>	0:07:19.08	2	0:07:26.63	2	<u>0:06:43.45</u>	<u>1</u>		<b>0:33:08.38</b>	
2	1115	HEYDT Jorg	 	0:11:47.43	3	<u>0:07:13.25</u>	<u>1</u>	<u>0:07:21.40</u>	<u>1</u>	0:07:05.17	5		<b>0:33:27.25</b>	+0:00:18.87
3	1235	STRICKER Wilhelm	 ITA.1967.22750	0:11:47.05	2	0:07:23.35	3	0:07:36.83	4	0:07:03.11	2		<b>0:33:50.34</b>	+0:00:41.96

Timing and results by  SPORTident












created on 10.07.2021 16:12:15


20/22

# Vittoria EWS La Thuile 2

La Thuile, Italy  
10 July 2021

## EWS100 RESULTS

Pos	Plate	Name Team	Nat EWS number	Stage 1	Pos	Stage 2	Pos	Stage 3	Pos	Stage 4	Pos	Penalties	Time	Gap
<b>EWS100   MEN   Vet 50+</b>														
4	1076	EVARD Bruno		0:11:53.87	4	0:07:30.83	4	0:07:50.20	7	0:07:05.10	4		<b>0:34:20.00</b>	+0:01:11.62
5	1206	LIVIDINI Giuseppe		0:12:06.51	5	0:07:31.50	5	0:07:38.77	5	0:07:04.08	3		<b>0:34:20.86</b>	+0:01:12.48
6	1228	BUIL Alexandre	 FRA.1970.21904	0:12:18.21	6	0:07:38.47	7	0:07:35.35	3	0:07:15.80	6		<b>0:34:47.83</b>	+0:01:39.45
7	1081	ABATE Emmanuel	 FRA.1969.21944	0:12:45.67	7	0:07:36.05	6	0:07:43.90	6	0:07:18.75	7		<b>0:35:24.37</b>	+0:02:15.99
8	1205	ULIANI Lorenzo		0:13:27.57	8	0:08:05.39	8	0:08:41.52	9	0:08:37.37	9		<b>0:38:51.85</b>	+0:05:43.47
9	1238	MANZONE Davide		0:13:33.92	9	0:08:31.28	9	0:08:37.22	8	0:08:12.00	8		<b>0:38:54.42</b>	+0:05:46.04
10	1082	MARTINEZ Frederic		0:15:59.99	10	0:08:36.92	10	0:08:56.28	10	0:09:41.40	10		<b>0:43:14.59</b>	+0:10:06.21
11	1241	CIAMBRONE Roberto	 ITA.1964.21655	0:19:35.43	11	0:10:31.95	11	0:11:07.05	11	0:10:53.46	11		<b>0:52:07.89</b>	+0:18:59.51
<b>EWS100   WOMEN</b>														
1	1253	BALIKOVA Pavla		<u>0:12:43.79</u>	1	<u>0:07:45.82</u>	1	<u>0:08:20.90</u>	1	<u>0:07:25.82</u>	1		<b>0:36:16.33</b>	
2	1249	FIEBIG Claire	 GER.1993.31808	0:13:35.65	2	0:08:43.35	4	0:08:46.02	2	0:08:35.03	3		<b>0:39:40.05</b>	+0:03:23.72
3	1251	MEYRAT Geraldine	 SUI.1988.38199	0:14:16.48	3	0:08:23.87	3	0:09:13.58	4	0:08:29.05	2		<b>0:40:22.98</b>	+0:04:06.65

Timing and results by 

created on 10.07.2021 16:12:15

21/22

## EWS100 RESULTS

Pos	Plate	Name Team	Nat EWS number	Stage 1	Pos	Stage 2	Pos	Stage 3	Pos	Stage 4	Pos	Penalties	Time	Gap
<b>EWS100   WOMEN</b>														
4	1252	BONANNI Francesca		0:14:29.18	4	0:08:17.85	2	0:09:06.71	3	0:09:17.90	4		<b>0:41:11.64</b>	+0:04:55.31
<b>EWS100   WOMEN   Master 35+</b>														
1	1250	HUENI Alexa	 GER.1983.25329	<u>0:13:49.85</u>	1	<u>0:07:55.02</u>	1	<u>0:08:54.70</u>	1	<u>0:08:35.75</u>	1		<b>0:39:15.32</b>	
<b>EWS100   WOMEN   Under 21</b>														
1	1256	TORMENA Gaia		0:11:43.47	2	<u>0:06:54.98</u>	1	<u>0:07:06.12</u>	1	<u>0:06:32.33</u>	1		<b>0:32:16.90</b>	
2	1247	BAUMANN Lisa	 SUI.2001.37332	<u>0:11:31.57</u>	1	0:07:28.07	2	0:07:27.15	2	0:06:46.69	2		<b>0:33:13.48</b>	+0:00:56.58
3	1098	RUDOLPH Franca	 SUI.2001.36949	0:15:01.63	4	0:08:18.85	3	0:08:11.90	3	0:07:35.33	3		<b>0:39:07.71</b>	+0:06:50.81
4	1245	ESCUDERO Maelle		0:15:00.28	3	0:08:39.33	4	0:09:16.85	4	0:09:17.88	4		<b>0:42:14.34</b>	+0:09:57.44

### Statistics

Entries / Nations	Finished	DNF	DSQ	DNS	Weather	Temperature	Distance	Elevation
237 / 21	211	13	0	13	Mostly Sunny	22 °C	25 km	1,980 m

DNF: did not finish · DNS: did not start · DSQ: disqualified