












Michelin EWS Loudenvielle 2

Loudenvielle, France
04 & 05 September 2021












RESULTS OVERALL

Pos	Plate	Name Team	Nat EWS number	Stage Stage 6	Pos Pos	Stage 2	Pos Pos	Stage 3	Pos Pos	Stage 4	Pos Pos	Stage 5Q	Pos Pos	Penalties	Time	Gap
MEN																
1	21	MOIR Jack Canyon Collective	 AUS.1994.33430	0:05:33.41 0:05:33.40	1 1	0:07:03.37	1	0:02:44.62	6	0:07:57.85	2	0:05:07.25	2		0:33:59.90	
2	7	RUDE JR Richard Yeti / Fox Factory Team	 USA.1995.21739	0:05:35.28 0:05:49.60	2 29	0:07:04.90	2	0:02:46.12	9	0:07:52.52	1	0:05:04.22	1		0:34:12.64	+0:00:12.74
3	3	MIQUEL Kevin Specialized Racing	 FRA.1991.21704	0:05:44.84 0:05:39.19	11 4	0:07:13.67	6	0:02:43.10	3	0:08:01.92	3	0:05:09.52	3		0:34:32.24	+0:00:32.34
4	31	WOOLLEY Kasper Yeti / OneUp PRO Team	 CAN.1999.21348	0:05:42.79 0:05:40.31	8 5	0:07:10.67	3	0:02:52.80	36	0:08:10.94	14	0:05:11.00	4		0:34:48.51	+0:00:48.61
5	8	WALKER Matthew Pivot Factory Racing	 NZL.1990.21846	0:05:46.56 0:05:37.88	13 3	0:07:16.54	10	0:02:50.77	26	0:08:07.68	7	0:05:11.10	5		0:34:50.53	+0:00:50.63
6	40	MAES Martin GT Factory Racing	 BEL.1997.21636	0:05:38.62 0:05:35.44	3 2	0:07:34.78	52	0:02:42.76	2	0:08:05.37	4	0:05:17.84	20		0:34:54.81	+0:00:54.91
7	23	LUKASIK Slawomir	 POL.1993.24876	0:05:47.09 0:05:45.75	14 16	0:07:15.60	9	0:02:47.19	13	0:08:07.69	8	0:05:14.45	12		0:34:57.77	+0:00:57.87
8	22	BORGES Jose Canyon Collective	 POR.1990.21669	0:05:51.24 0:05:43.68	29 12	0:07:12.87	4	0:02:46.54	10	0:08:05.52	6	0:05:18.52	21		0:34:58.37	+0:00:58.47
9	73	FEARON Connor Kona Factory Team	 AUS.1994.24834	0:05:43.40 0:05:43.16	10 10	0:07:18.58	14	0:02:45.96	7	0:08:13.70	19	0:05:15.25	13		0:35:00.05	+0:01:00.15
10	26	VIDAL Antoine Commencal Enduro Team	 FRA.2001.25035	0:05:47.78 0:05:41.39	17 6	0:07:14.05	7	0:02:49.40	18	0:08:10.21	11	0:05:19.23	25		0:35:02.06	+0:01:02.16
11	64	MENJOU Irene	 FRA.1995.22122	0:05:39.40 0:05:44.43	4 13	0:07:14.97	8	0:02:43.71	4	0:08:19.41	30	0:05:20.48	27		0:35:02.40	+0:01:02.50

Michelin EWS Loudenvielle 2

Loudenvielle, France
04 & 05 September 2021












RESULTS OVERALL

Pos	Plate	Name Team	Nat EWS number	Stage Stage 6	Pos Pos	Stage 2	Pos Pos	Stage 3	Pos Pos	Stage 4	Pos Pos	Stage 5Q	Pos Pos	Penalties	Time	Gap
MEN																
12	4	TORDO Dimitri Canyon Collective	 FRA.1993.21764	0:05:47.84 0:05:42.53	18 7	0:07:19.57	17	0:02:44.59	5	0:08:20.95	34	0:05:12.27	6		0:35:07.75	+0:01:07.85
13	65	SECONDI Nathan Fulgur Factory Team	 FRA.1999.22133	0:05:43.21 0:05:43.51	9 11	0:07:24.95	29	<u>0:02:41.17</u>	1	0:08:15.93	24	0:05:19.28	26		0:35:08.05	+0:01:08.15
14	38	GALY Theo Sunn French Connexion By Alpe D'Huez	 FRA.1990.21691	0:05:42.57 0:05:52.75	7 34	0:07:19.97	19	0:02:46.89	11	0:08:10.65	13	0:05:16.03	16		0:35:08.86	+0:01:08.96
15	13	WALLNER Robin Ibis Enduro Team	 SWE.1988.21594	0:05:49.08 0:05:46.42	24 20	0:07:18.57	13	0:02:49.57	19	0:08:07.70	9	0:05:19.09	24		0:35:10.43	+0:01:10.53
16	37	MURRAY Charles Specialized Racing	 NZL.1996.22752	0:05:42.35 0:05:45.74	6 15	0:07:28.45	36	0:02:51.72	32	0:08:13.55	18	0:05:12.70	7		0:35:14.51	+0:01:14.61
17	30	OTON Damien Orbea FOX Enduro Team	 FRA.1987.21728	0:05:54.49 0:05:47.71	39 23	0:07:19.28	15	0:02:51.44	30	0:08:09.82	10	0:05:12.85	8		0:35:15.59	+0:01:15.69
18	10	JOHANSEN Zakarias Ibis Enduro Team	 SWE.1992.21863	0:05:47.67 0:05:48.65	16 28	0:07:16.97	11	0:02:55.92	54	0:08:10.52	12	0:05:17.25	17		0:35:16.98	+0:01:17.08
19	82	PAULHAN Romain Santa Cruz	 FRA.1988.22706	0:05:46.49 0:05:47.23	12 21	0:07:22.58	21	0:02:50.00	21	0:08:15.35	22	0:05:17.52	18		0:35:19.17	+0:01:19.27
20	32	PIGEON Hugo Scott SR Suntour Enduro Team	 FRA.1996.23507	0:05:57.64 0:05:47.51	46 22	0:07:19.48	16	0:02:48.25	15	0:08:15.50	23	0:05:13.55	9		0:35:21.93	+0:01:22.03
21	27	VENDEMMIA Mirco Fastlight-Abetone	 ITA.1998.21871	0:05:47.11 0:05:47.92	15 25	0:07:19.77	18	0:02:47.12	12	0:08:21.40	35	0:05:22.42	35		0:35:25.74	+0:01:25.84
22	58	TEXTOR Christian Team BULLS	 GER.1990.22845	0:05:52.71 0:05:55.12	35 40	0:07:18.23	12	0:02:50.10	23	0:08:11.86	15	0:05:23.85	39		0:35:31.87	+0:01:31.97

Michelin EWS Loudenvielle 2

Loudenvielle, France
04 & 05 September 2021












RESULTS OVERALL

Pos	Plate	Name Team	Nat EWS number	Stage Stage 6	Pos Pos	Stage 2	Pos Pos	Stage 3	Pos Pos	Stage 4	Pos Pos	Stage 5Q	Pos Pos	Penalties	Time	Gap
MEN																
23	5	DAILLY Adrien Lapierre Zipp Collective	 FRA.1996.21677	0:05:49.02 0:05:46.15	22 18	0:07:23.18	24	0:02:49.07	17	0:08:19.90	31	0:05:25.20	42		0:35:32.52	+0:01:32.62
24	24	HEAP Elliott Chain Reaction Cycles	 GBR.1998.21783	0:05:49.90 0:05:52.53	26 33	0:07:24.08	27	0:02:52.82	37	0:08:18.82	29	0:05:14.44	11		0:35:32.59	+0:01:32.69
25	34	STONE Brady Theory Global Enduro Team	 NZL.2000.23119	0:05:49.65 0:05:44.54	25 14	0:07:23.62	25	0:02:50.11	24	0:08:15.13	20	0:05:30.83	61		0:35:33.88	+0:01:33.98
26	14	LUCAS Cole Ibis Enduro Team	 NZL.1998.23013	0:05:56.35 0:05:47.83	43 24	0:07:22.92	22	0:02:53.60	45	0:08:13.50	16	0:05:20.54	29		0:35:34.74	+0:01:34.84
27	39	LARBEOU Guillaume Sunn French Connexion By Alpe D'Huez	 FRA.1994.25575	0:05:49.05 0:05:46.40	23 19	0:07:28.42	35	0:02:53.55	44	0:08:18.80	28	0:05:18.78	23		0:35:35.00	+0:01:35.10
28	33	CHARLES Clement Rossignol Factory Team	 FRA.1994.22206	0:05:48.53 0:05:48.29	20 26	0:07:25.88	31	0:02:48.41	16	0:08:21.59	36	0:05:23.75	38		0:35:36.45	+0:01:36.55
29	60	VEZINA Mckay Giant Factory Off-Road	 CAN.1995.21632	0:05:54.15 0:05:50.26	38 30	0:07:22.51	20	0:02:50.83	27	0:08:16.08	25	0:05:23.65	37		0:35:37.48	+0:01:37.58
30	28	PERSAK Vid Orbea FOX Enduro Team	 SLO.1996.22810	0:05:54.97 0:05:45.93	40 17	0:07:32.00	42	0:02:48.08	14	0:08:16.85	27	0:05:20.52	28		0:35:38.35	+0:01:38.45
31	41	VERNER Rhys Forbidden Synthesis	 CAN.1997.22407	0:05:48.12 0:05:42.67	19 8	0:07:46.23	78	0:02:50.47	25	0:08:15.31	21	0:05:17.73	19		0:35:40.53	+0:01:40.63
32	25	DENIAUD Youn Giant Factory Off-Road	 FRA.1996.22994	0:05:50.59 0:05:43.13	28 9	0:07:55.32	88	0:02:56.48	57	0:08:05.48	5	0:05:15.30	14		0:35:46.30	+0:01:46.40
33	1	HILL Samuel Chain Reaction Cycles	 AUS.1985.21775	0:05:53.04 0:05:54.14	36 36	0:07:25.22	30	0:02:51.10	29	0:08:20.43	33	0:05:25.95	43		0:35:49.88	+0:01:49.98

Michelin EWS Loudenvielle 2

Loudenvielle, France
04 & 05 September 2021












RESULTS OVERALL

Pos	Plate	Name Team	Nat EWS number	Stage Stage 6	Pos Pos	Stage 2	Pos Pos	Stage 3	Pos Pos	Stage 4	Pos Pos	Stage 5Q	Pos Pos	Penalties	Time	Gap
MEN																
34	68	CARBALLO GONZALEZ Edgar Orbea FOX Enduro Team	 ESP.1988.30531	0:05:55.03	41	0:07:23.00	23	0:02:51.92	34	0:08:25.37	42	0:05:26.75	47		0:36:00.12	+0:02:00.22
35	61	NATION Joseph Pole Enduro Race Team	 NZL.1989.21670	0:05:52.29	33	0:07:29.97	38	0:02:53.18	39	0:08:24.22	41	0:05:26.53	45		0:36:00.85	+0:02:00.95
36	12	JOHNSON Leigh Pole Enduro Race Team	 GBR.1996.22603	0:06:03.25	64	0:07:29.53	37	0:02:54.23	48	0:08:20.23	32	0:05:23.52	36		0:36:04.91	+0:02:05.01
37	78	GARAY TAMAYO Iago Santa Cruz	 ESP.1991.21707	0:05:51.75	30	0:07:34.65	50	0:02:51.05	28	0:08:26.95	46	0:05:22.30	34		0:36:05.24	+0:02:05.34
38	2	NICOLAI Florian Trek Factory Racing	 FRA.1993.21749	0:05:48.56	21	0:08:12.92	101	0:02:49.87	20	0:08:13.50	16	0:05:13.98	10		0:36:07.42	+0:02:07.52
39	74	BAUD Elliott	 FRA.1998.22053	0:05:57.57	45	0:07:31.85	41	0:02:51.76	33	0:08:28.30	47	0:05:21.95	31		0:36:08.81	+0:02:08.91
40	69	CURE Alexandre	 FRA.1993.21675	0:05:52.09	32	0:07:28.08	33	0:02:55.96	55	0:08:37.59	66	0:05:22.21	33		0:36:08.92	+0:02:09.02
41	6	GAUVIN Remi Rocky Mountain Race Face	 CAN.1992.21624	0:06:00.38	56	0:07:32.28	44	0:02:55.79	53	0:08:24.04	40	0:05:21.26	30		0:36:09.68	+0:02:09.78
42	77	SERVANT Camille	 FRA.1994.22691	0:05:53.81	37	0:07:31.59	39	0:02:52.96	38	0:08:25.60	43	0:05:31.32	63		0:36:12.02	+0:02:12.12
43	35	CALLAGHAN Gregory Devinci Global Racing	 IRL.1991.21827	0:05:57.54	44	0:07:32.23	43	0:02:57.28	63	0:08:26.62	44	0:05:24.10	40		0:36:15.37	+0:02:15.47
44	84	PESENTI Marcello	 ITA.1994.21853	0:05:58.09	49	0:07:39.42	62	0:02:52.57	35	0:08:16.53	26	0:05:40.74	80		0:36:18.44	+0:02:18.54

Michelin EWS Loudenvielle 2

Loudenvielle, France
04 & 05 September 2021











RESULTS OVERALL

Pos	Plate	Name Team	Nat EWS number	Stage Stage 6	Pos Pos	Stage 2	Pos Pos	Stage 3	Pos Pos	Stage 4	Pos Pos	Stage 5Q	Pos Pos	Penalties	Time	Gap
MEN																
45	108	FRESQUET Axel Urge Pyrenees Gravity	 FRA.1998.23081	0:05:52.59 0:05:50.37	34 31	0:07:42.91	72	0:02:51.47	31	0:08:32.07	56	0:05:29.67	56		0:36:19.08	+0:02:19.18
46	80	FRANCK Gilles	 BEL.2000.22291	0:05:59.86 0:05:58.49	55 51	0:07:35.22	54	0:02:53.22	41	0:08:35.44	64	0:05:18.54	22		0:36:20.77	+0:02:20.87
47	62	LUTHI Patrick	 SUI.1992.22607	0:05:59.82 0:05:56.75	54 45	0:07:31.59	39	0:03:01.35	79	0:08:29.23	50	0:05:22.20	32		0:36:20.94	+0:02:21.04
48	67	KANGAS Oliwer	 SWE.1992.33903	0:06:03.11 0:05:59.31	61 55	0:07:28.07	32	0:03:00.45	76	0:08:22.80	38	0:05:27.65	49		0:36:21.39	+0:02:21.49
49	79	GRANT Kelan Chain Reaction Cycles	 IRL.1993.21773	0:06:02.57 0:05:59.71	60 56	0:07:33.84	49	0:02:56.76	60	0:08:23.10	39	0:05:26.07	44		0:36:22.05	+0:02:22.15
50	15	NEER Shawn Yeti / Fox Factory Team	 USA.1991.21712	0:06:05.79 0:05:59.77	68 57	0:07:28.22	34	0:02:56.61	59	0:08:22.20	37	0:05:30.25	58		0:36:22.84	+0:02:22.94
51	71	GAILLOT Baptiste	 FRA.1991.21771	0:06:07.34 0:05:56.07	70 43	0:07:33.11	48	0:02:53.20	40	0:08:26.67	45	0:05:26.70	46		0:36:23.09	+0:02:23.19
52	94	SELF Daniel Theory Global Enduro Team	 NZL.1998.21834	0:05:58.86 0:05:57.88	52 49	0:07:32.82	47	0:02:57.45	67	0:08:28.36	48	0:05:30.40	59		0:36:25.77	+0:02:25.87
53	99	CIRIEGO Maxime	 FRA.1997.34167	0:05:56.00 0:05:54.48	42 38	0:07:35.64	56	0:02:57.39	65	0:08:33.27	57	0:05:30.60	60		0:36:27.38	+0:02:27.48
54	93	KRASNY Carter	 CAN.1999.22027	0:06:04.56 0:06:00.93	66 61	0:07:34.66	51	0:02:55.50	52	0:08:29.46	51	0:05:27.90	50		0:36:33.01	+0:02:33.11
55	86	RICHARDSON John	 USA.1999.22929	0:05:58.22 0:05:55.48	50 41	0:07:35.62	55	0:02:56.50	58	0:08:34.69	62	0:05:33.90	66		0:36:34.41	+0:02:34.51

Michelin EWS Loudenvielle 2

Loudenvielle, France
04 & 05 September 2021












RESULTS OVERALL

Pos	Plate	Name Team	Nat EWS number	Stage Stage 6	Pos Pos	Stage 2	Pos Pos	Stage 3	Pos Pos	Stage 4	Pos Pos	Stage 5Q	Pos Pos	Penalties	Time	Gap
MEN																
56	89	GARANGER Arnaud	 FRA.1996.23036	0:06:03.14 0:06:01.30	63 62	0:07:32.42	45	0:02:53.35	42	0:08:29.12	49	0:05:37.13	74		0:36:36.46	+0:02:36.56
57	70	FRANCARDO Tommaso	 ITA.1997.22813	0:05:57.87 0:05:59.03	47 54	0:07:32.55	46	0:02:55.07	51	0:08:37.94	67	0:05:35.28	71		0:36:37.74	+0:02:37.84
58	107	MOROTTI Hugo	 FRA.2000.24522	0:06:03.11 0:05:59.96	61 58	0:07:39.00	60	0:02:58.54	70	0:08:29.50	52	0:05:31.83	64		0:36:41.94	+0:02:42.04
59	91	AGURTO GALLEGUILLOS Felipe Ignacio	 CHI.2000.22474	0:05:57.95 0:06:00.71	48 60	0:07:37.99	59	0:02:53.92	47	0:08:42.55	78	0:05:29.58	53		0:36:42.70	+0:02:42.80
60	102	HEBERT Ambroise	 FRA.1993.21934	0:06:00.85 0:05:58.90	58 53	0:07:40.82	67	0:02:56.82	61	0:08:30.25	54	0:05:35.22	70		0:36:42.86	+0:02:42.96
61	63	TORRALBA GARASA Juan Gabriel Orbea FOX Enduro Team	 ESP.1997.21633	0:06:04.08 0:06:02.32	65 65	0:07:37.85	58	0:02:57.04	62	0:08:33.63	59	0:05:28.00	51		0:36:42.92	+0:02:43.02
62	36	JEANDEL Louis Sunn French Connexion By Alpe D'Huez	 FRA.1998.22140	0:05:51.82 0:06:01.40	31 63	0:07:24.82	28	0:02:50.05	22	0:09:10.73	99	0:05:24.82	41		0:36:43.64	+0:02:43.74
63	124	WALL Evan Orbea FOX Enduro Team	 CAN.1999.23531	0:06:07.55 0:06:00.17	71 59	0:07:41.67	70	0:02:57.40	66	0:08:31.89	55	0:05:27.13	48		0:36:45.81	+0:02:45.91
64	66	BLAIR Lachlan Orange Factory Racing	 GBR.1995.21426	0:05:58.61 0:06:02.53	51 66	0:07:43.93	74	0:02:53.41	43	0:08:41.04	75	0:05:29.63	54		0:36:49.15	+0:02:49.25
65	106	BERNET Jonas	 SUI.1994.33390	0:06:02.55 0:06:07.76	59 73	0:07:35.02	53	0:02:54.55	49	0:08:34.56	61	0:05:36.75	72		0:36:51.19	+0:02:51.29

Michelin EWS Loudenvielle 2

Loudenvielle, France
04 & 05 September 2021












RESULTS OVERALL

Pos	Plate	Name Team	Nat EWS number	Stage Stage 6	Pos Pos	Stage 2	Pos Pos	Stage 3	Pos Pos	Stage 4	Pos Pos	Stage 5Q	Pos Pos	Penalties	Time	Gap
MEN																
66	85	MYSIK Milan	 CZE.1993.22051	0:06:05.73 0:06:02.25	67 64	0:07:39.75	63	0:03:02.93	81	0:08:33.37	58	0:05:34.50	68		0:36:58.53	+0:02:58.63
67	83	MACARTHUR Glenn	 FRA.2000.22879	0:06:18.24 0:05:57.37	86 46	0:07:41.50	69	0:02:58.87	72	0:08:35.07	63	0:05:29.97	57		0:37:01.02	+0:03:01.12
68	81	VON HEYDEN LANGELAAN Carlos Kona Factory Team	 ESP.1998.32853	0:06:06.06 0:06:03.83	69 67	0:07:40.90	68	0:02:58.55	71	0:08:41.98	77	0:05:34.50	68		0:37:05.82	+0:03:05.92
69	76	CASADEI Nicola	 ITA.1989.21878	0:06:12.55 0:06:08.16	76 75	0:07:37.42	57	0:02:57.77	68	0:08:39.35	68	0:05:31.20	62		0:37:06.45	+0:03:06.55
70	95	CONNELL Joseph Orange Factory Racing	 GBR.1994.21745	0:05:59.02 0:06:12.35	53 79	0:07:45.08	76	0:03:01.28	78	0:08:40.90	74	0:05:33.95	67		0:37:12.58	+0:03:12.68
71	88	BENOIT Clement	 FRA.1991.21770	0:06:32.83 0:06:08.93	96 76	0:07:40.69	65	0:02:54.65	50	0:08:30.00	53	0:05:29.63	54		0:37:16.73	+0:03:16.83
72	104	ESCUDIER Thomas	 FRA.1991.21945	0:06:14.87 0:06:05.43	82 68	0:07:47.05	81	0:03:01.08	77	0:08:40.25	71	0:05:28.20	52		0:37:16.88	+0:03:16.98
73	125	TOOKE Jacob	 CAN.1999.22078	0:06:13.07 0:06:07.01	77 71	0:07:43.48	73	0:02:59.85	74	0:08:43.99	79	0:05:39.58	77		0:37:26.98	+0:03:27.08
74	103	DAUMAS Theo	 FRA.1996.21873	0:06:07.77 0:06:07.98	72 74	0:07:44.82	75	0:02:59.90	75	0:08:49.82	86	0:05:40.39	79		0:37:30.68	+0:03:30.78
75	105	SWANBECK Daniel	 SWE.1990.32435	0:06:24.18 0:06:06.69	90 69	0:07:41.77	71	0:03:01.39	80	0:08:46.29	82	0:05:32.10	65		0:37:32.42	+0:03:32.52
76	135	HARKER Jack	 GBR.1998.33252	0:06:09.54 0:06:12.12	73 78	0:07:40.02	64	0:02:58.97	73	0:08:41.10	76	0:05:54.00	97		0:37:35.75	+0:03:35.85

Michelin EWS Loudenvielle 2

Loudenvielle, France
04 & 05 September 2021












RESULTS OVERALL

Pos	Plate	Name Team	Nat EWS number	Stage Stage 6	Pos Pos	Stage 2	Pos Pos	Stage 3	Pos Pos	Stage 4	Pos Pos	Stage 5Q	Pos Pos	Penalties	Time	Gap
MEN																
77	92	PFEIL Max	 GER.1998.27442	0:06:16.62 0:06:11.96	84 77	0:07:45.82	77	0:03:05.05	88	0:08:39.45	69	0:05:37.33	75		0:37:36.23	+0:03:36.33
78	137	LICHTKEN Maxime	 BEL.1996.36298	0:06:12.47 0:06:24.89	75 98	0:07:46.58	80	0:02:57.30	64	0:08:40.66	72	0:05:36.88	73		0:37:38.78	+0:03:38.88
79	133	MOORE Thomas	 GBR.1994.33293	0:06:40.96 0:06:07.30	103 72	0:07:39.29	61	0:02:58.13	69	0:08:34.32	60	0:05:39.47	76		0:37:39.47	+0:03:39.57
80	112	CARROLL Gavin	 IRL.1993.35848	0:06:13.72 0:06:16.66	80 85	0:07:40.70	66	0:03:03.28	82	0:08:40.73	73	0:05:44.53	84		0:37:39.62	+0:03:39.72
81	97	WILSON Thomas Orange Factory Racing	 GBR.2000.22553	0:06:10.20 0:06:15.95	74 84	0:07:52.69	84	0:03:03.79	85	0:08:40.21	70	0:05:46.10	88		0:37:48.94	+0:03:49.04
82	121	DOLGOS Robin	 FRA.1999.23576	0:06:13.11 0:06:19.23	78 88	0:07:50.89	83	0:03:06.08	91	0:08:45.94	81	0:05:39.83	78		0:37:55.08	+0:03:55.18
83	148	CHINNAPAT Sukchanya	 THA.2000.39129	0:05:50.08 0:06:15.58	27 83	0:07:57.05	89	0:03:05.13	89	0:09:18.61	103	0:05:44.58	85		0:38:11.03	+0:04:11.13
84	122	DIEU Antonio	 FRA.1989.26701	0:06:32.33 0:06:24.32	95 97	0:07:46.27	79	0:03:04.00	87	0:08:37.53	65	0:05:46.65	89		0:38:11.10	+0:04:11.20
85	145	BURNS CONTRERAS Jeronimo	 CHI.2000.33352	0:06:16.58 0:06:23.62	83 95	0:07:53.53	85	0:03:03.98	86	0:08:45.84	80	0:05:52.15	95		0:38:15.70	+0:04:15.80
86	140	REAL Pierre	 FRA.1998.22500	0:06:14.45 0:06:18.23	81 87	0:08:06.48	96	0:02:56.26	56	0:08:56.02	92	0:05:45.65	87		0:38:17.09	+0:04:17.19
87	100	ARNAUD Quentin Sunn French Connexion By Alpe D'Huez	 FRA.1994.22628	0:06:18.59 0:06:17.16	87 86	0:07:59.00	90	0:03:07.06	93	0:08:50.57	87	0:05:45.22	86		0:38:17.60	+0:04:17.70

Michelin EWS Loudenvielle 2

Loudenvielle, France
04 & 05 September 2021












RESULTS OVERALL

Pos	Plate	Name Team	Nat EWS number	Stage Stage 6	Pos Pos	Stage 2	Pos Pos	Stage 3	Pos Pos	Stage 4	Pos Pos	Stage 5Q	Pos Pos	Penalties	Time	Gap
MEN																
88	110	RYAN Fergus	 GBR.1993.22458	0:06:40.47 0:06:14.56	102 81	0:07:50.42	82	0:03:03.33	83	0:08:48.35	84	0:05:41.63	82		0:38:18.76	+0:04:18.86
89	116	GROTTI Nicola Fastlight-Abetone	 ITA.2000.21925	0:06:13.45 0:06:14.79	79 82	0:07:54.82	86	0:03:16.42	102	0:08:49.07	85	0:05:51.63	94		0:38:20.18	+0:04:20.28
90	120	RENZ Daniel	 GER.1996.26028	0:06:25.43 0:06:19.66	92 89	0:07:55.20	87	0:03:03.69	84	0:08:47.13	83	0:05:50.18	92		0:38:21.29	+0:04:21.39
91	115	BEAN Nicolas Theory Global Enduro Team	 USA.1999.22730	0:06:26.08 0:06:13.27	93 80	0:08:10.74	99	0:03:11.95	99	0:08:55.57	91	0:05:43.07	83		0:38:40.68	+0:04:40.78
92	113	WOLFE Daniel	 IRL.1988.22250	0:06:30.25 0:06:21.86	94 93	0:08:03.50	95	0:03:06.35	92	0:08:53.72	90	0:05:50.64	93		0:38:46.32	+0:04:46.42
93	126	BROWN Chris	 IRL.1995.33325	0:06:22.15 0:06:19.95	88 90	0:08:07.62	97	0:03:07.94	96	0:09:04.00	96	0:05:49.82	91		0:38:51.48	+0:04:51.58
94	119	DERKUM Christian	 GER.1991.23043	0:06:25.41 0:06:26.51	91 99	0:08:02.00	94	0:03:19.07	105	0:08:51.50	88	0:05:48.72	90		0:38:53.21	+0:04:53.31
95	114	ROSSI Saben	 USA.1985.23371	0:06:17.86 0:06:20.79	85 92	0:08:00.80	92	0:03:05.27	90	0:09:12.20	100	0:06:03.82	104		0:39:00.74	+0:05:00.84
96	123	MARI MARI Mariano	 ESP.1997.22453	0:06:37.53 0:06:27.70	100 100	0:08:10.25	98	0:03:07.23	94	0:09:01.92	95	0:05:53.52	96		0:39:18.15	+0:05:18.25
97	146	HOBON CARRASCO Pablo	 CHI.1992.33496	0:06:38.01 0:06:29.57	101 101	0:08:11.82	100	0:03:13.70	101	0:09:07.03	97	0:05:54.43	99		0:39:34.56	+0:05:34.66
98	134	COULTHARD Aidan	 GBR.1996.33292	0:07:08.11 0:06:33.45	107 102	0:08:01.45	93	0:03:07.50	95	0:08:58.13	94	0:05:54.18	98		0:39:42.82	+0:05:42.92

Michelin EWS Loudenvielle 2

Loudenvielle, France
04 & 05 September 2021

RESULTS OVERALL

Pos	Plate	Name Team	Nat EWS number	Stage Stage 6	Pos Pos	Stage 2	Pos Pos	Stage 3	Pos Pos	Stage 4	Pos Pos	Stage 5Q	Pos Pos	Penalties	Time	Gap
MEN																
99	136	HANEL Matthias	 GER.1996.23046	0:06:35.93 0:06:36.85	98 104	0:08:13.65	102	0:03:18.26	104	0:09:09.26	98	0:06:02.32	102		0:39:56.27	+0:05:56.37
100	117	DEMUYLDER Jonas	 BEL.1997.25196	0:06:58.48 0:06:24.11	105 96	0:08:17.02	103	0:03:11.77	98	0:09:20.17	104	0:05:55.75	100		0:40:07.30	+0:06:07.40
101	143	BERTUSSI Florian	 FRA.1995.26303	0:06:34.06 0:06:35.63	97 103	0:08:24.57	106	0:03:17.65	103	0:09:12.67	101	0:06:03.53	103		0:40:08.11	+0:06:08.21
102	75	DRACH Torben	 GER.1998.22419	0:06:00.40 0:06:06.70	57 70	0:07:23.88	26	0:02:53.72	46	0:11:38.97	107	0:06:05.79	105		0:40:09.46	+0:06:09.56
103	118	SCHWENK Robert	 GER.1994.23041	0:07:17.00 0:06:23.02	108 94	0:08:00.52	91	0:03:07.97	97	0:08:52.55	89	0:06:35.70	108		0:40:16.76	+0:06:16.86
104	127	DOMMEN Nik	 USA.1993.24569	0:06:37.45 0:06:42.64	99 105	0:08:22.47	105	0:03:20.23	106	0:09:16.76	102	0:05:58.47	101		0:40:18.02	+0:06:18.12
105	141	BRIQUEZ Cyril	 FRA.1992.22135	0:06:23.55 0:06:20.25	89 91	0:09:49.55	108	0:03:13.09	100	0:08:57.67	93	0:05:40.95	81		0:40:25.06	+0:06:25.16
106	142	GUERIN Cedric	 FRA.1992.23190	0:06:45.16 0:07:09.62	104 106	0:08:20.62	104	0:03:24.64	107	0:09:21.85	105	0:06:35.55	107		0:41:37.44	+0:07:37.54
107	128	STEFANSSON Jonas	 ISL.1988.22287	0:07:05.38 0:07:16.56	106 107	0:08:33.75	107	0:03:36.17	108	0:09:32.60	106	0:06:26.79	106		0:42:31.25	+0:08:31.35
DNF	144	RICARD Philippe	 CAN.1994.39419													
DNF	11	MELAMED Jesse Rocky Mountain Race Face	 CAN.1992.21596	0:05:42.15	5	0:07:13.30	5	0:02:46.04	8	0:13:55.92	108	0:05:15.33	15			












RESULTS OVERALL

Pos	Plate	Name Team	Nat EWS number	Stage Stage 6	Pos Pos	Stage 2	Pos Pos	Stage 3	Pos Pos	Stage 4	Pos Pos	Stage 5Q	Pos Pos	Penalties	Time	Gap	
MEN																	
DNF	132	TRAINER Myles	USA.1992.22401														
DNS	72	WRIGHT Keegan Devinci Global Racing	NZL.1996.21734														
MEN Master 35+																	
1	212	AMOUR Karim	FRA.1975.21696			0:06:21.47	1	0:07:59.40	1	0:03:01.43	1	0:08:55.05	1	0:05:46.85	1	0:38:21.34	
						0:06:17.14	1										
2	223	BOULLIER Germain	FRA.1985.21510			0:06:23.78	2	0:08:02.42	2	0:03:21.09	8	0:09:11.16	3	0:05:57.93	4	0:39:22.27	+0:01:00.93
						0:06:25.89	2										
3	217	CORRE Ludovic	FRA.1983.21638			0:06:31.41	3	0:08:17.17	6	0:03:14.00	3	0:09:19.55	4	0:05:54.10	2	0:39:48.40	+0:01:27.06
						0:06:32.17	3										
4	213	BRODERICK Michael	USA.1973.22376			0:06:40.61	5	0:08:10.63	4	0:03:13.40	2	0:09:09.22	2	0:06:01.07	5	0:39:55.96	+0:01:34.62
						0:06:41.03	5										
5	220	BERNARD Guillaume	FRA.1983.22861			0:06:36.54	4	0:08:16.05	5	0:03:15.29	5	0:09:22.50	7	0:05:57.63	3	0:40:07.54	+0:01:46.20
						0:06:39.53	4										
6	214	SCOTT Darren	GBR.1971.22334			0:06:59.12	9	0:08:09.59	3	0:03:14.73	4	0:09:21.98	6	0:06:12.27	8	0:40:47.57	+0:02:26.23
						0:06:49.88	6										
7	222	CALVEZ Mathieu Urge Pyrenees Gravity	FRA.1986.22152			0:06:49.87	6	0:08:36.77	9	0:03:17.65	7	0:09:29.62	8	0:06:02.97	6	0:41:08.52	+0:02:47.18
						0:06:51.64	7										
8	219	CIZINSKY Milan	CZE.1974.22018			0:07:09.60	10	0:08:23.45	7	0:03:17.16	6	0:09:20.50	5	0:06:04.71	7	0:41:15.76	+0:02:54.42
						0:07:00.34	9										
9	225	WARD Joe	IRL.1971.22541			0:06:51.84	7	0:08:34.85	8	0:03:28.45	10	0:09:40.78	9	0:06:17.18	9	0:41:59.90	+0:03:38.56
						0:07:06.80	10										

Michelin EWS Loudenvielle 2

Loudenvielle, France
04 & 05 September 2021












RESULTS OVERALL

Pos	Plate	Name Team	Nat EWS number	Stage Stage 6	Pos Pos	Stage 2	Pos Pos	Stage 3	Pos Pos	Stage 4	Pos Pos	Stage 5Q	Pos Pos	Penalties	Time	Gap
MEN Master 35+																
10	227	FELLGETT Theo	 GBR.1986.38997	0:06:52.27 0:06:52.60	8 8	0:08:38.38	10	0:03:21.22	9	0:10:08.34	11	0:06:46.64	12		0:42:39.45	+0:04:18.11
11	224	DAUMAS Eric	 FRA.1968.22075	0:07:16.91 0:07:24.96	11 11	0:09:02.87	11	0:03:31.25	11	0:09:57.46	10	0:06:50.08	13		0:44:03.53	+0:05:42.19
12	226	CALAM Jeff	 GBR.1978.22741	0:07:29.93 0:07:36.64	12 12	0:09:21.06	13	0:03:43.80	13	0:10:18.54	13	0:06:38.02	10		0:45:07.99	+0:06:46.65
13	228	HUGHES David	 IRL.1971.21814	0:07:43.44 0:07:44.90	13 13	0:09:08.57	12	0:03:39.20	12	0:10:14.05	12	0:06:39.97	11		0:45:10.13	+0:06:48.79
DNS	215	RAVANEL Cedric Commencal Enduro Team	 FRA.1978.21894													
MEN Under 21																
1	186	STORR Alex	 GBR.2001.31009	0:05:52.68 <u>0:05:49.94</u>	2 1	<u>0:07:30.17</u>	1	0:02:52.39	4	0:08:47.12	21	0:05:27.65	4		0:36:19.95	
2	176	CHAPIN Aiden Trek Factory Racing	 USA.2002.25700	0:05:52.74 0:06:01.13	3 11	0:07:38.07	4	0:02:50.65	2	<u>0:08:30.50</u>	1	0:05:27.37	2		0:36:20.46	+0:00:00.51
3	174	ARNAUD Nans	 FRA.2004.35462	<u>0:05:52.10</u> 0:05:51.26	1 2	0:07:38.85	6	<u>0:02:49.95</u>	1	0:08:40.17	10	0:05:30.62	7		0:36:22.95	+0:00:03.00
4	167	CAMOIN Francescu Specialized Racing	 FRA.2001.23545	0:05:56.31 0:05:52.85	4 3	0:07:39.60	8	0:02:53.85	6	0:08:38.70	7	<u>0:05:21.82</u>	1		0:36:23.13	+0:00:03.18
5	177	PIERCY Jack Commencal Enduro Team	 GBR.2004.36927	0:05:56.98 0:06:03.15	5 15	0:07:36.48	2	0:02:55.68	10	0:08:37.00	4	0:05:29.24	6		0:36:38.53	+0:00:18.58
6	187	HANCOCK Emmett	 CAN.2002.37051	0:06:00.28 0:05:53.46	10 4	0:07:42.18	14	0:03:02.65	29	0:08:34.60	3	0:05:30.98	8		0:36:44.15	+0:00:24.20

Michelin EWS Loudenvielle 2

Loudenvielle, France
04 & 05 September 2021












RESULTS OVERALL

Pos	Plate	Name Team	Nat EWS number	Stage Stage 6	Pos Pos	Stage 2	Pos Pos	Stage 3	Pos Pos	Stage 4	Pos Pos	Stage 5Q	Pos Pos	Penalties	Time	Gap
MEN Under 21																
7	172	MILLE Thimote	 FRA.2001.31623	0:06:00.40 0:06:00.43	12 10	0:07:38.80	5	0:02:55.52	8	0:08:37.13	5	0:05:36.00	13		0:36:48.28	+0:00:28.33
8	166	ICARDO Alexis Theory Global Enduro Team	 FRA.2003.31902	0:06:04.98 0:05:57.93	17 7	0:07:40.07	9	0:02:55.67	9	0:08:37.46	6	0:05:32.65	10		0:36:48.76	+0:00:28.81
9	199	LANGLADE Jeremy	 FRA.2001.33347	0:05:59.08 0:06:01.79	6 12	0:07:36.87	3	0:02:56.53	13	0:08:43.19	18	0:05:36.60	16		0:36:54.06	+0:00:34.11
10	202	KLOKOCKA Vojtech	 CZE.2004.36797	0:06:00.35 0:05:59.11	11 8	0:07:41.96	13	0:02:54.97	7	0:08:40.03	9	0:05:38.60	17		0:36:55.02	+0:00:35.07
11	173	BERTINI Lisandru Lapierre Zipp Collective	 FRA.2004.36198	0:05:59.84 0:05:56.64	8 6	0:07:51.12	24	0:02:55.95	11	0:08:41.80	14	0:05:34.42	11		0:36:59.77	+0:00:39.82
12	194	PLEINDOUX Simeon	 FRA.2003.34644	0:06:04.93 0:06:07.22	16 20	0:07:39.00	7	0:03:03.05	31	0:08:42.82	17	0:05:35.31	12		0:37:12.33	+0:00:52.38
13	190	HOGLUND Andreas	 SWE.2002.36347	0:06:01.81 0:06:05.62	14 17	0:07:43.15	15	0:02:53.11	5	0:08:40.37	11	0:05:49.65	34		0:37:13.71	+0:00:53.76
14	180	EBDON Jake	 GBR.2001.32703	0:06:06.77 0:06:02.16	20 13	0:07:51.60	26	0:02:59.20	18	0:08:41.43	13	0:05:36.52	15		0:37:17.68	+0:00:57.73
15	188	MORGAN Myles	 USA.2001.24399	0:06:15.38 0:06:02.19	35 14	0:07:51.70	27	0:03:06.63	37	0:08:40.91	12	0:05:27.43	3		0:37:24.24	+0:01:04.29
16	198	KAUX Marin	 FRA.2002.30383	0:06:01.57 0:06:08.08	13 22	0:07:44.15	17	0:03:00.15	21	0:08:50.14	26	0:05:42.67	24		0:37:26.76	+0:01:06.81
17	170	WARNET Manu	 NED.2001.26267	0:06:10.69 0:06:36.98	26 40	0:07:41.95	12	0:02:56.90	14	0:08:33.81	2	0:05:27.92	5		0:37:28.25	+0:01:08.30

Michelin EWS Loudenvielle 2

Loudenvielle, France
04 & 05 September 2021












RESULTS OVERALL

Pos	Plate	Name Team	Nat EWS number	Stage Stage 6	Pos Pos	Stage 2	Pos Pos	Stage 3	Pos Pos	Stage 4	Pos Pos	Stage 5Q	Pos Pos	Penalties	Time	Gap
MEN Under 21																
18	196	LESQUIR Tom	 FRA.2003.36215	0:06:05.98 0:06:04.52	19 16	0:07:47.18	20	0:02:57.44	16	0:08:49.17	25	0:05:45.90	27		0:37:30.19	+0:01:10.24
19	192	FOURCADE Luca Urge Pyrenees Gravity	 FRA.2003.35944	0:06:09.81 0:06:06.73	22 19	0:07:57.10	33	0:02:58.49	17	0:08:46.47	20	0:05:31.77	9		0:37:30.37	+0:01:10.42
20	169	RYYNANEN Tarmo	 FIN.2002.31950	0:06:10.24 0:06:11.13	23 26	0:07:43.65	16	0:03:07.20	38	0:08:44.13	19	0:05:42.32	23		0:37:38.67	+0:01:18.72
21	195	COSTA GRAELL Pau	 ESP.2001.25006	0:06:04.55 0:06:09.32	15 24	0:07:49.50	22	0:03:02.55	28	0:08:47.35	22	0:05:45.60	26		0:37:38.87	+0:01:18.92
22	168	STERCKX Nathan	 CAN.2001.22631	0:06:35.66 0:06:07.25	43 21	0:07:41.58	10	0:02:57.30	15	0:08:42.32	15	0:05:36.43	14		0:37:40.54	+0:01:20.59
23	181	VERNHET Axel	 FRA.2002.34183	0:06:15.11 0:06:08.62	34 23	0:07:58.92	36	0:02:59.92	20	0:08:39.37	8	0:05:39.05	18		0:37:40.99	+0:01:21.04
24	184	LAPRAYE Thomas	 FRA.2002.27080	0:06:07.83 0:06:10.02	21 25	0:07:48.21	21	0:03:01.79	26	0:08:53.47	31	0:05:46.39	29		0:37:47.71	+0:01:27.76
25	185	RANDELL Jayden	 GBR.2003.27895	0:06:10.56 0:06:14.70	24 31	0:07:53.65	31	0:03:00.88	22	0:08:48.73	24	0:05:48.25	33		0:37:56.77	+0:01:36.82
26	210	FREDERICKSEN GARCIA Tomas	 CHI.2001.25553	0:06:23.91 0:06:17.12	38 33	0:07:41.83	11	0:02:59.62	19	0:08:47.42	23	0:05:47.60	32		0:37:57.50	+0:01:37.55
27	197	PEREZ Enzo	 FRA.2004.38362	0:06:27.38 0:06:14.11	41 29	0:07:50.13	23	0:03:01.93	27	0:08:42.71	16	0:05:41.55	21		0:37:57.81	+0:01:37.86
28	189	NOBLE Josh	 GBR.2001.25619	0:06:13.43 0:06:16.39	29 32	0:07:54.04	32	0:03:02.90	30	0:08:51.52	27	0:05:41.13	20		0:37:59.41	+0:01:39.46

Michelin EWS Loudenvielle 2

Loudenvielle, France
04 & 05 September 2021











RESULTS OVERALL

Pos	Plate	Name Team	Nat EWS number	Stage Stage 6	Pos Pos	Stage 2	Pos Pos	Stage 3	Pos Pos	Stage 4	Pos Pos	Stage 5Q	Pos Pos	Penalties	Time	Gap
MEN Under 21																
29	193	HEINE Geraud	 BEL.2004.25833	0:06:19.38 0:06:13.52	36 28	0:07:51.32	25	0:03:01.06	23	0:08:52.73	30	0:05:42.25	22		0:38:00.26	+0:01:40.31
30	211	PAREDES MORENO Jose	 CHI.2001.23001	0:06:14.76 0:06:20.53	32 36	0:07:52.22	30	0:03:01.30	24	0:08:51.88	28	0:05:39.64	19		0:38:00.33	+0:01:40.38
31	209	PETIOT Mathis	 FRA.2002.34271	0:06:14.18 0:06:06.40	31 18	0:07:52.18	28	0:03:05.82	36	0:08:55.15	33	0:05:46.80	30		0:38:00.53	+0:01:40.58
32	203	SMOLNIKAR Jakob	 SLO.2001.22228	0:06:14.87 0:06:14.44	33 30	0:07:52.20	29	0:03:01.53	25	0:08:54.80	32	0:05:46.19	28		0:38:04.03	+0:01:44.08
33	208	FLEURY Mathis	 FRA.2003.33539	0:06:12.61 0:06:19.75	28 35	0:07:59.30	37	0:03:05.68	35	0:09:02.05	34	0:05:47.40	31		0:38:26.79	+0:02:06.84
34	179	BYRNE Harry	 IRL.2001.23573	0:06:12.35 0:06:38.01	27 41	0:07:57.90	35	0:03:04.15	33	0:08:52.50	29	0:05:44.90	25		0:38:29.81	+0:02:09.86
35	175	MENZIES Jack Forbidden Synthesis	 CAN.2001.22519	0:06:00.21 0:05:55.88	9 5	0:07:46.70	19	0:02:50.74	3	0:09:42.38	40	0:06:14.79	42		0:38:30.70	+0:02:10.75
36	183	DEBOIS Jonas	 BEL.2001.24645	0:06:21.71 0:06:12.05	37 27	0:08:02.82	39	0:03:05.55	34	0:09:03.47	35	0:05:50.54	36		0:38:36.14	+0:02:16.19
37	178	HELLY Johnathan	 CAN.2003.27147	0:05:59.66 0:06:00.37	7 9	0:07:44.93	18	0:02:56.13	12	0:09:53.80	42	0:06:11.52	41		0:38:46.41	+0:02:26.46
38	207	MORVAN Martin	 FRA.2002.33776	0:06:38.28 0:06:17.23	44 34	0:07:57.25	34	0:03:03.53	32	0:09:06.69	36	0:05:50.33	35		0:38:53.31	+0:02:33.36
39	206	OLM BURNAT Pau	 ESP.2004.36762	0:06:29.53 0:06:25.11	42 37	0:08:02.70	38	0:03:11.87	41	0:09:12.62	37	0:05:56.56	39		0:39:18.39	+0:02:58.44

Michelin EWS Loudenvielle 2

Loudenvielle, France
04 & 05 September 2021












RESULTS OVERALL

Pos	Plate	Name Team	Nat EWS number	Stage Stage 6	Pos Pos	Stage 2	Pos Pos	Stage 3	Pos Pos	Stage 4	Pos Pos	Stage 5Q	Pos Pos	Penalties	Time	Gap
MEN Under 21																
40	201	HAZEN William	 USA.2002.26823	0:06:25.74 0:06:25.50	39 38	0:08:11.10	41	0:03:15.67	42	0:09:15.46	38	0:05:55.10	37		0:39:28.57	+0:03:08.62
41	191	SCHLEICHER Valentin	 GER.2002.26946	0:06:26.71 0:06:35.41	40 39	0:08:03.40	40	0:03:09.60	40	0:09:24.71	39	0:05:55.27	38		0:39:35.10	+0:03:15.15
42	204	VLASKOVAC Ben	 GER.2003.35875	0:07:31.18 0:06:58.10	46 42	0:08:39.00	43	0:03:31.80	44	0:09:51.40	41	0:06:11.32	40		0:42:42.80	+0:06:22.85
43	200	LINON Justin Urge Pyrenees Gravity	 FRA.2002.33546	0:07:14.84 0:07:33.20	45 43	0:09:04.17	44	0:03:37.22	45	0:10:10.29	43	0:06:50.60	43		0:44:30.32	+0:08:10.37
DNF	182	RUHLMANN Theo	 FRA.2001.33439	0:06:13.71	30	1:03:30.84	46									
DNF	205	SANCHEZ SALAZAR Camilo	 COL.2001.23288	0:06:10.61	25	0:08:17.38	42	0:03:08.08	39							
DNF	171	HARRIS Bradley	 NZL.2001.27637	0:06:05.41	18	0:17:54.48	45	0:03:19.34	43							
WOMEN																
1	1	COURDURIER Isabeau Lapierre Zipp Collective	 FRA.1994.21731	0:06:34.04 0:06:31.98	6 3	0:08:02.33	2	0:03:09.04	2	0:09:05.71	2	0:05:54.55	2		0:39:17.65	
2	4	CHARRE Morgane Pivot Factory Racing	 FRA.1990.21958	0:06:34.16 0:06:30.75	7 2	0:08:10.70	5	<u>0:03:08.90</u>	<u>1</u>	<u>0:09:04.85</u>	<u>1</u>	0:05:58.69	4		0:39:28.05	+0:00:10.40
3	42	PUGIN Melanie	 FRA.1990.21693	<u>0:06:31.07</u> 0:06:32.78	<u>1</u> 4	0:08:09.87	3	0:03:13.38	3	0:09:11.52	6	0:05:57.12	3		0:39:35.74	+0:00:18.09

Michelin EWS Loudenvielle 2

Loudenvielle, France
04 & 05 September 2021












RESULTS OVERALL

Pos	Plate	Name Team	Nat EWS number	Stage Stage 6	Pos Pos	Stage 2	Pos Pos	Stage 3	Pos Pos	Stage 4	Pos Pos	Stage 5Q	Pos Pos	Penalties	Time	Gap
WOMEN																
4	2	KOREM Noga GT Factory Racing	 ISR.1991.21660	0:06:31.98 <u>0:06:30.48</u>	2 1	0:08:16.38	7	0:03:15.98	7	0:09:08.55	4	<u>0:05:54.47</u>	1		0:39:37.84	+0:00:20.19
5	44	CONOLLY Ella Trek Factory Racing	 GBR.1998.21859	0:06:32.86 0:06:33.48	5 5	0:08:09.89	4	0:03:13.75	4	0:09:08.63	5	0:06:00.10	5		0:39:38.71	+0:00:21.06
6	43	HARDEN Harriet Trek Factory Racing	 GBR.2001.22819	0:06:32.23 0:06:41.10	4 6	<u>0:07:58.77</u>	1	0:03:26.90	16	0:09:06.68	3	0:06:01.10	6		0:39:46.78	+0:00:29.13
7	47	CHARLES Estelle Rossignol Factory Team	 FRA.1997.22205	0:06:32.02 0:06:42.24	3 7	0:08:11.93	6	0:03:15.92	6	0:09:23.60	9	0:06:16.20	12		0:40:21.91	+0:01:04.26
8	50	RICHTER Raphaela Juliana Free Agents	 GER.1997.25746	0:06:36.12 0:06:48.35	8 8	0:08:18.83	8	0:03:17.47	8	0:09:35.92	12	0:06:15.57	10		0:40:52.26	+0:01:34.61
9	10	BARAONA Rebecca Ibis Enduro Team	 GBR.1993.21715	0:06:51.51 0:06:51.98	11 13	0:08:26.82	10	0:03:20.20	11	0:09:21.79	7	0:06:02.79	7		0:40:55.09	+0:01:37.44
10	45	WINTON Katy Trek Factory Racing	 GBR.1993.21730	0:06:53.91 0:06:49.20	14 9	0:08:24.65	9	0:03:20.80	12	0:09:22.73	8	0:06:09.78	9		0:41:01.07	+0:01:43.42
11	8	MORRISON Rae Liv Racing	 NZL.1989.21630	0:06:51.46 0:06:50.05	10 11	0:08:29.71	12	0:03:21.26	13	0:09:26.09	10	0:06:07.30	8		0:41:05.87	+0:01:48.22
12	53	CHARLES Laura Orbea FOX Enduro Team	 FRA.1995.23500	0:06:52.08 0:06:51.48	13 12	0:08:28.20	11	0:03:18.22	9	0:09:34.13	11	0:06:15.75	11		0:41:19.86	+0:02:02.21
13	9	MILLER Miranda Kona Factory Team	 CAN.1990.21687	0:06:40.15 0:06:49.73	9 10	0:09:01.12	22	0:03:19.50	10	0:09:50.05	16	0:06:22.25	16		0:42:02.80	+0:02:45.15
14	52	JONNIER Morgane Team Cycles Peugeot	 FRA.1990.22559	0:06:51.62 0:07:09.31	12 16	0:08:36.45	15	0:03:24.95	15	0:09:45.03	14	0:06:21.70	15		0:42:09.06	+0:02:51.41

Michelin EWS Loudenvielle 2

Loudenvielle, France
04 & 05 September 2021









RESULTS OVERALL

Pos	Plate	Name Team	Nat EWS number	Stage Stage 6	Pos Pos	Stage 2	Pos Pos	Stage 3	Pos Pos	Stage 4	Pos Pos	Stage 5Q	Pos Pos	Penalties	Time	Gap
WOMEN																
15	154	RUTZ Lea Salome	 SUI.1995.33389	0:07:09.44 0:07:09.76	19 17	0:08:44.45	19	0:03:27.43	17	0:09:36.67	13	0:06:30.74	17		0:42:38.49	+0:03:20.84
16	57	NABER Tanja Juliana Free Agents	 GER.1987.22367	0:07:07.57 0:07:03.28	18 15	0:08:50.87	21	0:03:28.75	19	0:09:48.92	15	0:06:21.45	14		0:42:40.84	+0:03:23.19
17	56	WIEDENROTH Sofia Specialized Racing	 GER.1995.24544	0:07:16.18 0:07:26.71	20 20	0:08:40.40	17	0:03:31.02	20	0:10:01.90	19	0:06:34.98	18		0:43:31.19	+0:04:13.54
18	55	NAUGHTON Isabella Liv Racing	 USA.2000.24733	0:07:19.99 0:07:23.59	21 19	0:08:42.83	18	0:03:37.48	21	0:09:57.45	18	0:06:36.38	19		0:43:37.72	+0:04:20.07
19	150	GILL Martha	 GBR.1997.22469	0:07:27.57 0:07:41.26	22 21	0:08:47.12	20	0:03:52.15	23	0:09:56.45	17	0:06:38.64	20		0:44:23.19	+0:05:05.54
20	7	COOK Becky	 GBR.1986.21664	0:06:55.27 0:07:03.05	15 14	0:08:29.75	13	0:03:15.00	5	0:13:10.65	22	0:06:16.59	13		0:45:10.31	+0:05:52.66
21	153	BJORKMAN Josefine	 SWE.1994.22313	0:07:44.91 0:07:42.10	23 22	0:09:19.35	23	0:03:45.13	22	0:10:21.78	20	0:06:56.65	21		0:45:49.92	+0:06:32.27
22	155	JOHNSEN Jonna	 DEN.1992.27207	0:07:57.57 0:08:06.43	24 23	0:09:37.40	24	0:04:12.20	24	0:10:49.26	21	0:07:03.35	22		0:47:46.21	+0:08:28.56
23	152	ELLECOSTA Nadine Fastlight-Abetone	 ITA.1999.25437	0:07:01.86 0:07:12.47	16 18	0:08:40.20	16	0:03:27.81	18	0:17:30.12	24	0:07:16.93	23		0:51:09.39	+0:11:51.74
DNF	54	DUVERT Julie Theory Global Enduro Team	 FRA.1996.21719	0:07:03.79	17	0:08:35.15	14	0:03:22.28	14	0:16:47.94	23					
DNF	149	TAYLOR Chloe	 GBR.1998.23462													

Michelin EWS Loudenvielle 2

Loudenvielle, France
04 & 05 September 2021

RESULTS OVERALL

Pos	Plate	Name Team	Nat EWS number	Stage Stage 6	Pos Pos	Stage 2	Pos Pos	Stage 3	Pos Pos	Stage 4	Pos Pos	Stage 5Q	Pos Pos	Penalties	Time	Gap
WOMEN Master 35+																
1	161	PICTON Leonie Liv Racing	 AUS.1986.22420	<u>0:07:07.72</u> <u>0:07:36.38</u>	1 1	<u>0:08:59.66</u>	1	<u>0:03:36.13</u>	1	<u>0:09:59.07</u>	1	<u>0:06:38.12</u>	1		0:43:57.08	
2	162	NESTLEROVA Fejola Stepanka	 CZE.1985.21761	0:07:33.47 0:07:39.75	2 2	0:09:07.07	2	0:03:44.10	2	0:10:07.80	2	0:06:47.20	2		0:44:59.39	+0:01:02.31
3	164	STAHL Ingun	 SWE.1984.37160	0:09:00.80 0:09:33.17	3 3	0:10:01.97	3	0:04:49.65	3	0:11:15.48	3	0:07:26.05	3		0:52:07.12	+0:08:10.04
DNF	163	MCCONNELOUG Mary	 USA.1971.22390													
WOMEN Under 21																
1	159	GALLO FUENTES Paz	 CHI.2002.30413	0:07:09.18 0:07:14.62	3 3	<u>0:08:36.43</u>	1	0:03:31.53	3	<u>0:09:41.54</u>	1	0:06:27.68	2		0:42:40.98	
2	157	HENDERSON Polly	 GBR.2001.22368	<u>0:07:00.64</u> <u>0:07:06.54</u>	1 1	0:08:53.20	3	0:03:26.75	2	0:10:06.85	3	<u>0:06:18.23</u>	1		0:42:52.21	+0:00:11.23
3	156	RIVA Sophie	 ITA.2003.33949	0:07:07.11 0:07:11.10	2 2	0:08:45.16	2	<u>0:03:26.65</u>	1	0:09:57.65	2	0:06:30.45	3		0:42:58.12	+0:00:17.14
4	158	HENRY Justine Urge Pyrenees Gravity	 FRA.2003.32717	0:07:35.88 0:07:52.33	4 4	0:09:14.19	4	0:03:47.85	4	0:10:33.31	4	0:07:10.34	5		0:46:13.90	+0:03:32.92
5	160	GARCES RESTREPO Valentina	 COL.2002.39273	0:08:08.26 0:08:05.75	5 5	0:09:43.55	5	0:04:17.58	5	0:10:55.22	5	0:07:07.13	4		0:48:17.49	+0:05:36.51

Michelin EWS Loudenvielle 2

Loudenvielle, France
04 & 05 September 2021

RESULTS OVERALL

Statistics

Entries / Nations	Finished	DNF	DSQ	DNS	Weather	Temperature	Distance	Elevation
205 / 25	194	9	0	2	Mostly Cloudy	26 °C		

DNF: did not finish · DNS: did not start · DSQ: disqualified