



































## Stage 1PRO Results

Pos	Plate	Name Team	Nat EWS number	Sector 1	Pos	Sector 2	Pos	Penalties	Time	Gap
<b>MEN</b>										
1	7	<b>RUDE JR Richard</b> Yeti / Fox Factory Team	 USA.1995.21739	0:03:11.20	1	0:00:51.98	1		0:04:03.18	
2	11	<b>MELAMED Jesse</b> Rocky Mountain Race Face	 CAN.1992.21596	0:03:14.93	4	0:00:52.19	2		0:04:07.12	+0:00:03.94
3	37	<b>MAES Martin</b> GT Factory Racing	 BEL.1997.21636	0:03:14.62	3	0:00:52.57	3		0:04:07.19	+0:00:04.01
4	28	<b>WOOLLEY Kasper</b> Yeti / OneUp PRO Team	 CAN.1999.21348	0:03:15.97	9	0:00:53.23	5		0:04:09.20	+0:00:06.02
5	8	<b>WALKER Matthew</b> Pivot Factory Racing	 NZL.1990.21846	0:03:15.03	5	0:00:54.21	19		0:04:09.24	+0:00:06.06
6	24	<b>DENIAUD Youn</b> Giant Factory Off-Road	 FRA.1996.22994	0:03:15.27	7	0:00:54.00	16		0:04:09.27	+0:00:06.09
7	23	<b>LUKASIK Slawomir</b>	 POL.1993.24876	0:03:15.23	6	0:00:54.38	21		0:04:09.61	+0:00:06.43
8	4	<b>TORDO Dimitri</b> Canyon Collective	 FRA.1993.21764	0:03:15.43	8	0:00:54.41	23		0:04:09.84	+0:00:06.66
9	3	<b>MIQUEL Kevin</b> Specialized Racing	 FRA.1991.21704	0:03:17.30	11	0:00:53.60	8		0:04:10.90	+0:00:07.72
10	22	<b>BORGES Jose</b> Canyon Collective	 POR.1990.21669	0:03:17.05	10	0:00:53.89	14		0:04:10.94	+0:00:07.76
11	31	<b>MURRAY Charles</b> Specialized Racing	 NZL.1996.22752	0:03:18.39	13	0:00:53.45	6		0:04:11.84	+0:00:08.66
12	25	<b>VIDAL Antoine</b> Commencal Enduro Team	 FRA.2001.25035	0:03:18.68	14	0:00:53.75	12		0:04:12.43	+0:00:09.25

## Stage 1PRO Results

Pos	Plate	Name Team	Nat EWS number	Sector 1	Pos	Sector 2	Pos	Penalties	Time	Gap
<b>MEN</b>										
13	30	<b>PIGEON Hugo</b> Scott SR Suntour Enduro Team	 FRA.1996.23507	0:03:19.18	15	0:00:53.69	11		<b>0:04:12.87</b>	+0:00:09.69
14	26	<b>HEAP Elliott</b> Chain Reaction Cycles	 GBR.1998.21783	0:03:17.93	12	0:00:55.24	36		<b>0:04:13.17</b>	+0:00:09.99
15	57	<b>VEZINA Mckay</b> Giant Factory Off-Road	 CAN.1995.21632	0:03:20.37	19	0:00:53.51	7		<b>0:04:13.88</b>	+0:00:10.70
16	62	<b>PAULHAN Romain</b> Santa Cruz	 FRA.1988.22706	0:03:20.93	20	0:00:53.67	9		<b>0:04:14.60</b>	+0:00:11.42
17	10	<b>JOHANSEN Zakarias</b> Ibis Enduro Team	 SWE.1992.21863	0:03:21.00	22	0:00:53.68	10		<b>0:04:14.68</b>	+0:00:11.50
18	33	<b>STONE Brady</b> Theory Global Enduro Team	 NZL.2000.23119	0:03:19.94	16	0:00:54.85	27		<b>0:04:14.79</b>	+0:00:11.61
19	58	<b>FEARON Connor</b> Kona Factory Team	 AUS.1994.24834	0:03:20.00	17	0:00:54.81	26		<b>0:04:14.81</b>	+0:00:11.63
20	14	<b>LUCAS Cole</b> Ibis Enduro Team	 NZL.1998.23013	0:03:21.18	23	0:00:54.17	18		<b>0:04:15.35</b>	+0:00:12.17
21	55	<b>TEXTOR Christian</b> Team BULLS	 GER.1990.22845	0:03:22.20	26	0:00:53.18	4		<b>0:04:15.38</b>	+0:00:12.20
22	64	<b>CARBALLO GONZALEZ Edgar</b> Orbea FOX Enduro Team	 ESP.1988.30531	0:03:20.98	21	0:00:55.07	29		<b>0:04:16.05</b>	+0:00:12.87
23	2	<b>NICOLAI Florian</b> Trek Factory Racing	 FRA.1993.21749	0:03:22.82	31	0:00:53.94	15		<b>0:04:16.76</b>	+0:00:13.58












## Stage 1PRO Results

Pos	Plate	Name Team	Nat EWS number	Sector 1	Pos	Sector 2	Pos	Penalties	Time	Gap
<b>MEN</b>										
24	32	<b>GALY Theo</b> Sunn French Connexion By Alpe D'Huez	 FRA.1990.21691	0:03:22.32	27	0:00:54.56	24		<b>0:04:16.88</b>	+0:00:13.70
25	38	<b>CALLAGHAN Gregory</b> Devinci Global Racing	 IRL.1991.21827	0:03:21.88	25	0:00:55.21	35		<b>0:04:17.09</b>	+0:00:13.91
26	39	<b>VERNER Rhys</b> Forbidden Synthesis	 CAN.1997.22407	0:03:21.81	24	0:00:55.40	40		<b>0:04:17.21</b>	+0:00:14.03
27	34	<b>CHARLES Clement</b> Rossignol Factory Team	 FRA.1994.22206	0:03:22.85	32	0:00:54.88	28		<b>0:04:17.73</b>	+0:00:14.55
28	54	<b>MENJOU Irene</b> FRA.1995.22122	 FRA.1995.22122	0:03:22.45	28	0:00:55.35	38		<b>0:04:17.80</b>	+0:00:14.62
29	63	<b>NATION Joseph</b> Pole Enduro Race Team	 NZL.1989.21670	0:03:22.65	29	0:00:55.33	37		<b>0:04:17.98</b>	+0:00:14.80
30	27	<b>OTON Damien</b> Orbea FOX Enduro Team	 FRA.1987.21728	0:03:23.90	35	0:00:54.39	22		<b>0:04:18.29</b>	+0:00:15.11
31	56	<b>SECONDI Nathan</b> Fulgur Factory Team	 FRA.1999.22133	0:03:24.38	36	0:00:54.05	17		<b>0:04:18.43</b>	+0:00:15.25
32	15	<b>NEER Shawn</b> Yeti / Fox Factory Team	 USA.1991.21712	0:03:22.80	30	0:00:55.68	41		<b>0:04:18.48</b>	+0:00:15.30
33	13	<b>WALLNER Robin</b> Ibis Enduro Team	 SWE.1988.21594	0:03:20.19	18	0:00:59.79	104		<b>0:04:19.98</b>	+0:00:16.80
34	6	<b>GAUVIN Remi</b> Rocky Mountain Race Face	 CAN.1992.21624	0:03:23.55	33	0:00:56.48	52		<b>0:04:20.03</b>	+0:00:16.85













## Stage 1PRO Results

Pos	Plate	Name Team	Nat EWS number	Sector 1	Pos	Sector 2	Pos	Penalties	Time	Gap
<b>MEN</b>										
35	83	<b>AGURTO GALLEGUILLOS</b> Felipe Ignacio	 CHI.2000.22474	0:03:25.25	37	0:00:55.13	33		<b>0:04:20.38</b>	+0:00:17.20
36	155	<b>RICARD Philippe</b>	 	0:03:25.58	39	0:00:55.07	29		<b>0:04:20.65</b>	+0:00:17.47
37	21	<b>MOIR Jack</b> Canyon Collective	 AUS.1994.33430	0:03:12.29	2	0:01:09.13	145		<b>0:04:21.42</b>	+0:00:18.24
38	36	<b>JEANDEL Louis</b> Sunn French Connexion By Alpe D'Huez	 FRA.1998.22140	0:03:25.87	41	0:00:55.93	44		<b>0:04:21.80</b>	+0:00:18.62
39	72	<b>GRANT Kelan</b> Chain Reaction Cycles	 IRL.1993.21773	0:03:25.72	40	0:00:56.41	51		<b>0:04:22.13</b>	+0:00:18.95
40	77	<b>SERVANT Camille</b>	 FRA.1994.22691	0:03:26.38	42	0:00:55.86	43		<b>0:04:22.24</b>	+0:00:19.06
41	79	<b>WRIGHT Keegan</b> Devinci Global Racing	 NZL.1996.21734	0:03:25.30	38	0:00:57.30	64		<b>0:04:22.60</b>	+0:00:19.42
42	60	<b>LUTHI Patrick</b>	 SUI.1992.22607	0:03:27.02	43	0:00:55.94	45		<b>0:04:22.96</b>	+0:00:19.78
43	70	<b>BLAIR Lachlan</b> Orange Factory Racing	 GBR.1995.21426	0:03:27.85	45	0:00:55.14	34		<b>0:04:22.99</b>	+0:00:19.81
44	66	<b>GAILLOT Baptiste</b>	 FRA.1991.21771	0:03:28.12	46	0:00:55.08	31		<b>0:04:23.20</b>	+0:00:20.02
45	1	<b>HILL Samuel</b> Chain Reaction Cycles	 AUS.1985.21775	0:03:28.30	47	0:00:56.01	46		<b>0:04:24.31</b>	+0:00:21.13













## Stage 1PRO Results

Pos	Plate	Name Team	Nat EWS number	Sector 1	Pos	Sector 2	Pos	Penalties	Time	Gap
<b>MEN</b>										
46	90	<b>HEBERT Ambroise</b>	 FRA.1993.21934	0:03:28.60	49	0:00:56.11	47		<b>0:04:24.71</b>	+0:00:21.53
47	5	<b>DAILLY Adrien</b> Lapierre Zipp Collective	 FRA.1996.21677	0:03:29.40	54	0:00:55.37	39		<b>0:04:24.77</b>	+0:00:21.59
48	59	<b>LARBEOU Guillaume</b> Sunn French Connexion By Alpe D'Huez	 FRA.1994.25575	0:03:30.65	60	0:00:54.35	20		<b>0:04:25.00</b>	+0:00:21.82
49	75	<b>FRANCK Gilles</b>	 BEL.2000.22291	0:03:29.53	55	0:00:55.74	42		<b>0:04:25.27</b>	+0:00:22.09
50	71	<b>GARAY TAMAYO Iago</b> Santa Cruz	 ESP.1991.21707	0:03:23.62	34	0:01:02.02	129		<b>0:04:25.64</b>	+0:00:22.46
51	35	<b>PERSAK Vid</b> Orbea FOX Enduro Team	 SLO.1996.22810	0:03:27.38	44	0:00:58.37	80		<b>0:04:25.75</b>	+0:00:22.57
52	177	<b>WEBER Basil</b>	 SUI.1992.35964	0:03:30.70	61	0:00:55.08	31		<b>0:04:25.78</b>	+0:00:22.60
53	99	<b>WALL Evan</b> Orbea FOX Enduro Team	 CAN.1999.23531	0:03:29.04	52	0:00:56.84	57		<b>0:04:25.88</b>	+0:00:22.70
54	112	<b>GALLAGHER Christopher</b>	 GBR.1993.23014	0:03:29.15	53	0:00:56.91	58		<b>0:04:26.06</b>	+0:00:22.88
55	84	<b>KRASNY Carter</b>	 CAN.1999.22027	0:03:29.75	57	0:00:56.65	55		<b>0:04:26.40</b>	+0:00:23.22
56	68	<b>FRANCARDO Tommaso</b>	 ITA.1997.22813	0:03:29.00	51	0:00:58.01	77		<b>0:04:27.01</b>	+0:00:23.83

## Stage 1PRO Results












Pos	Plate	Name Team	Nat EWS number	Sector 1	Pos	Sector 2	Pos	Penalties	Time	Gap
<b>MEN</b>										
57	88	<b>CIRIEGO Maxime</b>	 FRA.1997.34167	0:03:32.50	67	0:00:54.61	25		<b>0:04:27.11</b>	+0:00:23.93
58	67	<b>KANGAS Oliwer</b>	 SWE.1992.33903	0:03:30.23	59	0:00:56.93	59		<b>0:04:27.16</b>	+0:00:23.98
59	86	<b>CONNELL Joseph</b> Orange Factory Racing	 GBR.1994.21745	0:03:29.67	56	0:00:57.62	72		<b>0:04:27.29</b>	+0:00:24.11
60	85	<b>SELF Daniel</b> Theory Global Enduro Team	 NZL.1998.21834	0:03:28.93	50	0:00:58.41	82		<b>0:04:27.34</b>	+0:00:24.16
61	74	<b>CASADEI Nicola</b>	 ITA.1989.21878	0:03:31.07	62	0:00:56.37	49		<b>0:04:27.44</b>	+0:00:24.26
62	17	<b>CHAPUIS Maxime</b>	 SUI.1994.22784	0:03:30.17	58	0:00:57.42	69		<b>0:04:27.59</b>	+0:00:24.41
63	93	<b>BERNET Jonas</b>	 SUI.1994.33390	0:03:31.57	63	0:00:56.62	53		<b>0:04:28.19</b>	+0:00:25.01
64	76	<b>DRACH Torben</b>	 GER.1998.22419	0:03:32.27	65	0:00:56.40	50		<b>0:04:28.67</b>	+0:00:25.49
65	80	<b>BENOIT Clement</b>	 FRA.1991.21770	0:03:32.22	64	0:00:56.99	61		<b>0:04:29.21</b>	+0:00:26.03
66	65	<b>CURE Alexandre</b>	 FRA.1993.21675	0:03:28.58	48	0:01:00.72	114		<b>0:04:29.30</b>	+0:00:26.12
67	92	<b>WILSON Thomas</b> Orange Factory Racing	 GBR.2000.22553	0:03:34.57	74	0:00:56.24	48		<b>0:04:30.81</b>	+0:00:27.63
68	115	<b>TEJCHMAN Premek</b>	 CZE.1988.22389	0:03:33.62	68	0:00:57.36	66		<b>0:04:30.98</b>	+0:00:27.80

## Stage 1PRO Results

Pos	Plate	Name Team	Nat EWS number	Sector 1	Pos	Sector 2	Pos	Penalties	Time	Gap
<b>MEN</b>										
69	87	PFEIL Max	 GER.1998.27442	0:03:34.40	73	0:00:56.93	59		<b>0:04:31.33</b>	+0:00:28.15
70	140	TRAINER Myles	 USA.1992.22401	0:03:32.36	66	0:00:58.99	91		<b>0:04:31.35</b>	+0:00:28.17
71	97	MOROTTI Hugo	 FRA.2000.24522	0:03:33.85	70	0:00:58.00	76		<b>0:04:31.85</b>	+0:00:28.67
72	95	DAUMAS Theo	 FRA.1996.21873	0:03:34.90	75	0:00:57.31	65		<b>0:04:32.21</b>	+0:00:29.03
73	159	LARSSON Adam	 SWE.2000.30837	0:03:33.90	71	0:00:58.45	84		<b>0:04:32.35</b>	+0:00:29.17
74	94	JONES Jono	 GBR.1994.37370	0:03:34.98	76	0:00:57.70	74		<b>0:04:32.68</b>	+0:00:29.50
75	163	OMDAL Oskar	 NOR.2000.32277	0:03:36.00	79	0:00:56.79	56		<b>0:04:32.79</b>	+0:00:29.61
76	121	LOEFFLER Christian	 GER.1993.23169	0:03:33.72	69	0:00:59.08	93		<b>0:04:32.80</b>	+0:00:29.62
77	81	RICHARDSON John	 USA.1999.22929	0:03:34.05	72	0:00:59.48	98		<b>0:04:33.53</b>	+0:00:30.35
78	78	MACARTHUR Glenn	 FRA.2000.22879	0:03:35.90	78	0:00:57.68	73		<b>0:04:33.58</b>	+0:00:30.40
79	108	LORENZ Mehdi	 SUI.1993.27619	0:03:36.72	81	0:00:57.16	63		<b>0:04:33.88</b>	+0:00:30.70
80	175	WUENSCHER Anton Lauritz	 GER.1993.33245	0:03:36.45	80	0:00:57.60	71		<b>0:04:34.05</b>	+0:00:30.87














## Stage 1PRO Results













Pos	Plate	Name Team	Nat EWS number	Sector 1	Pos	Sector 2	Pos	Penalties	Time	Gap
<b>MEN</b>										
81	96	ESCUDIER Thomas	 FRA.1991.21945	0:03:37.03	82	0:00:57.41	67		<b>0:04:34.44</b>	+0:00:31.26
82	100	TOOKE Jacob	 CAN.1999.22078	0:03:35.38	77	0:01:00.19	110		<b>0:04:35.57</b>	+0:00:32.39
83	82	IENZER Emeric	 FRA.1999.31862	0:03:38.47	85	0:00:57.71	75		<b>0:04:36.18</b>	+0:00:33.00
84	154	HUTCHENS Chris	 GBR.1989.22999	0:03:38.03	83	0:00:58.23	79		<b>0:04:36.26</b>	+0:00:33.08
85	174	WERRES Florian	 GER.1999.36669	0:03:38.07	84	0:00:58.80	87		<b>0:04:36.87</b>	+0:00:33.69
86	161	HAMMAR Tim	 SWE.1990.36752	0:03:39.70	88	0:00:58.41	82		<b>0:04:38.11</b>	+0:00:34.93
87	156	POULSON Anthony	 CAN.1999.22078	0:03:39.33	87	0:00:58.83	88		<b>0:04:38.16</b>	+0:00:34.98
88	73	PESENTI Marcello	 ITA.1994.21853	0:03:41.70	92	0:00:56.63	54		<b>0:04:38.33</b>	+0:00:35.15
89	111	BURNS CONTRERAS Jeronimo	 CHI.2000.33352	0:03:41.70	92	0:00:57.48	70		<b>0:04:39.18</b>	+0:00:36.00
90	119	GROTTI Nicola Fastlight-Abetone	 ITA.2000.21925	0:03:42.64	96	0:00:57.11	62		<b>0:04:39.75</b>	+0:00:36.57
91	124	KNAPEC Martin	 SVK.1994.26017	0:03:40.52	89	0:00:59.28	96		<b>0:04:39.80</b>	+0:00:36.62














## Stage 1PRO Results

Pos	Plate	Name Team	Nat EWS number	Sector 1	Pos	Sector 2	Pos	Penalties	Time	Gap
<b>MEN</b>										
92	106	<b>PETER Stefan</b>	 SUI.1992.23004	0:03:42.58	95	0:00:58.07	78		<b>0:04:40.65</b>	+0:00:37.47
93	116	<b>SUKCHANYA Chinnapat</b>		0:03:40.73	90	0:01:00.04	108		<b>0:04:40.77</b>	+0:00:37.59
94	104	<b>ARNAUD Quentin</b> Sunn French Connexion By Alpe D'Huez	 FRA.1994.22628	0:03:41.46	91	0:00:59.67	101		<b>0:04:41.13</b>	+0:00:37.95
95	171	<b>SCHNETTLER Christoph Felix</b>	 GER.1992.33926	0:03:42.08	94	0:00:59.19	95		<b>0:04:41.27</b>	+0:00:38.09
96	107	<b>DIEU Antonio</b>	 FRA.1989.26701	0:03:43.50	100	0:00:58.63	86		<b>0:04:42.13</b>	+0:00:38.95
97	179	<b>BAHLER Jonas</b>	 SUI.1987.21706	0:03:42.75	97	0:00:59.59	99		<b>0:04:42.34</b>	+0:00:39.16
98	182	<b>LEONHARDT Konstantin</b>	 GER.1996.35481	0:03:43.37	99	0:00:59.05	92		<b>0:04:42.42</b>	+0:00:39.24
99	152	<b>WIDMER Mirco</b>	 SUI.1992.33926	0:03:42.80	98	0:00:59.66	100		<b>0:04:42.46</b>	+0:00:39.28
100	172	<b>HASSFELD Joel</b>	 GER.1998.33907	0:03:45.26	107	0:00:57.41	67		<b>0:04:42.67</b>	+0:00:39.49
101	137	<b>LANDMARK Ola Javold</b>	 NOR.1999.25289	0:03:43.95	101	0:00:59.73	103		<b>0:04:43.68</b>	+0:00:40.50
102	162	<b>FAGERBERG Philip</b>	 SWE.1996.25802	0:03:44.22	103	0:01:00.53	112		<b>0:04:44.75</b>	+0:00:41.57






## Stage 1PRO Results

Pos	Plate	Name Team	Nat EWS number	Sector 1	Pos	Sector 2	Pos	Penalties	Time	Gap
<b>MEN</b>										
103	118	<b>MUELLER Igor</b> WeRide Racing Team	 SUI.1996.22665	0:03:45.13	106	0:00:59.94	107		<b>0:04:45.07</b>	+0:00:41.89
104	105	<b>JANSER Robin</b>	 SUI.2000.25837	0:03:43.95	101	0:01:01.54	123		<b>0:04:45.49</b>	+0:00:42.31
105	133	<b>RENZ Daniel</b>	 GER.1996.26028	0:03:46.77	110	0:00:58.98	90		<b>0:04:45.75</b>	+0:00:42.57
106	123	<b>MARFURT Silvan</b>	 SUI.1988.22319	0:03:47.42	113	0:00:58.88	89		<b>0:04:46.30</b>	+0:00:43.12
107	120	<b>MIHALKOVITS Peter</b>	 AUT.1993.23608	0:03:47.53	115	0:00:59.40	97		<b>0:04:46.93</b>	+0:00:43.75
108	169	<b>TUCKER Richard</b>	 GBR.1991.36353	0:03:45.50	108	0:01:01.50	122		<b>0:04:47.00</b>	+0:00:43.82
109	138	<b>OPPLIGER Timothee</b>	 SUI.1992.21701	0:03:47.42	113	0:00:59.67	101		<b>0:04:47.09</b>	+0:00:43.91
110	136	<b>HOBON CARRASCO Pablo</b>	 CHI.1992.33496	0:03:44.76	105	0:01:03.46	138		<b>0:04:48.22</b>	+0:00:45.04
111	165	<b>JENNI Luca</b>	 SUI.1999.36806	0:03:48.57	119	0:00:59.90	105		<b>0:04:48.47</b>	+0:00:45.29
112	109	<b>ROSSI Saben</b>	 USA.1985.23371	0:03:47.82	116	0:01:00.75	115		<b>0:04:48.57</b>	+0:00:45.39
113	29	<b>VENDEMMIA Mirco</b> Fastlight-Abetone	 ITA.1998.21871	0:03:54.85	130	0:00:53.79	13		<b>0:04:48.64</b>	+0:00:45.46
114	126	<b>DERKUM Christian</b>	 GER.1991.23043	0:03:46.77	110	0:01:01.93	128		<b>0:04:48.70</b>	+0:00:45.52












## Stage 1PRO Results

Pos	Plate	Name Team	Nat EWS number	Sector 1	Pos	Sector 2	Pos	Penalties	Time	Gap
<b>MEN</b>										
115	129	<b>MARCHESE Francesco</b> Mad Wheels - Enduro Team	 ITA.2000.32885	0:03:48.57	119	0:01:00.18	109		<b>0:04:48.75</b>	+0:00:45.57
115	122	<b>SCHWENK Robert</b>	 GER.1994.23041	0:03:48.13	118	0:01:00.62	113		<b>0:04:48.75</b>	+0:00:45.57
117	110	<b>CARROLL Gavin</b>	 IRL.1993.35848	0:03:38.95	86	0:01:10.11	146		<b>0:04:49.06</b>	+0:00:45.88
118	61	<b>TORRALBA GARASA Juan Gabriel</b> Orbea FOX Enduro Team	 ESP.1997.21633	0:03:50.80	126	0:00:58.37	80		<b>0:04:49.17</b>	+0:00:45.99
119	166	<b>SEYDOUX Liam</b>	 SUI.2000.23170	0:03:48.85	121	0:01:00.93	119		<b>0:04:49.78</b>	+0:00:46.60
120	145	<b>MARI MARI Mariano</b>	 ESP.1997.22453	0:03:47.35	112	0:01:02.49	132		<b>0:04:49.84</b>	+0:00:46.66
121	148	<b>DODINO Giacomo</b>	 ITA.1994.22466	0:03:47.88	117	0:01:02.33	130		<b>0:04:50.21</b>	+0:00:47.03
122	89	<b>FRESQUET Axel</b> Urge Pyrenees Gravity	 FRA.1998.23081	0:03:44.55	104	0:01:05.99	143		<b>0:04:50.54</b>	+0:00:47.36
123	130	<b>BEAN Nicolas</b> Theory Global Enduro Team	 USA.1999.22730	0:03:49.48	124	0:01:01.59	124		<b>0:04:51.07</b>	+0:00:47.89
124	157	<b>DOYLE Thomas</b>	 IRL.1993.35848	0:03:48.87	122	0:01:02.93	134		<b>0:04:51.80</b>	+0:00:48.62
125	167	<b>BISSON Zian</b>	 FRA.2000.26059	0:03:50.50	125	0:01:01.81	127		<b>0:04:52.31</b>	+0:00:49.13









## Stage 1PRO Results

Pos	Plate	Name Team	Nat EWS number	Sector 1	Pos	Sector 2	Pos	Penalties	Time	Gap
<b>MEN</b>										
126	146	LUPATO Denny	 ITA.1992.22852	0:03:49.22	123	0:01:03.22	136		<b>0:04:52.44</b>	+0:00:49.26
127	168	BAILLIF Florent	 SUI.1998.32580	0:03:52.45	128	0:01:00.98	120		<b>0:04:53.43</b>	+0:00:50.25
128	147	DALPIAN Davide	 ITA.1997.21865	0:03:51.03	127	0:01:03.28	137		<b>0:04:54.31</b>	+0:00:51.13
129	103	LUPATO Alex	 ITA.1989.22851	0:03:52.82	129	0:01:01.61	126		<b>0:04:54.43</b>	+0:00:51.25
130	102	RYAN Fergus	 GBR.1993.22458	0:03:46.47	109	0:01:08.30	144		<b>0:04:54.77</b>	+0:00:51.59
131	132	DEMUYLDER Jonas	 BEL.1997.25196	0:03:55.25	131	0:01:00.75	115		<b>0:04:56.00</b>	+0:00:52.82
132	149	BERTUSSI Florian	 FRA.1995.26303	0:03:56.15	132	0:01:00.46	111		<b>0:04:56.61</b>	+0:00:53.43
133	16	WILDHABER Gustav Cube Action Team	 SUI.1988.21848	0:03:58.57	137	0:00:58.57	85		<b>0:04:57.14</b>	+0:00:53.96
134	181	CHRIST Jan	 GER.1998.25376	0:03:57.30	136	0:00:59.90	105		<b>0:04:57.20</b>	+0:00:54.02
135	164	ANGIOLINI Sebastien	 SUI.1993.21614	0:03:56.25	133	0:01:01.08	121		<b>0:04:57.33</b>	+0:00:54.15
136	125	KOLAR Michael	 SVK.1992.30439	0:03:56.49	135	0:01:02.89	133		<b>0:04:59.38</b>	+0:00:56.20
137	134	HANEL Matthias	 GER.1996.23046	0:03:58.72	138	0:01:00.78	117		<b>0:04:59.50</b>	+0:00:56.32




## Stage 1PRO Results

Pos	Plate	Name Team	Nat EWS number	Sector 1	Pos	Sector 2	Pos	Penalties	Time	Gap
<b>MEN</b>										
138	178	<b>WEBER Myles</b>	 SUI.1996.35963	0:03:56.41	134	0:01:04.02	140		<b>0:05:00.43</b>	+0:00:57.25
139	117	<b>VOTH Janik</b>	 GER.1997.25435	0:04:01.85	140	0:00:59.12	94		<b>0:05:00.97</b>	+0:00:57.79
140	176	<b>SCHELBERT Aron</b>	 SUI.2000.24501	0:04:01.13	139	0:01:03.13	135		<b>0:05:04.26</b>	+0:01:01.08
141	180	<b>SCHROETTER Dennis</b>	 GER.2000.21402	0:04:05.23	142	0:01:00.82	118		<b>0:05:06.05</b>	+0:01:02.87
142	183	<b>BARICH Leopold</b>	 GER.1998.22342	0:04:03.70	141	0:01:02.43	131		<b>0:05:06.13</b>	+0:01:02.95
143	151	<b>KUECHLER Robin</b>	 SUI.2000.23149	0:04:05.69	143	0:01:03.50	139		<b>0:05:09.19</b>	+0:01:06.01
144	150	<b>GUERIN Cedric</b>	 FRA.1992.23190	0:04:06.89	144	0:01:04.68	141		<b>0:05:11.57</b>	+0:01:08.39
145	144	<b>STEFANSSON Jonas</b>	 ISL.1988.22287	0:04:10.35	146	0:01:01.60	125		<b>0:05:11.95</b>	+0:01:08.77
146	128	<b>GIACOBINI Stefano</b> Mad Wheels - Enduro Team	 ITA.2000.22864	0:04:07.55	145	0:01:05.00	142		<b>0:05:12.55</b>	+0:01:09.37
DNF	135	<b>VOTH Laurin</b>	 GER.2000.25451							
DNS	143	<b>LOMBARDI Matthew</b>	 RSA.1997.25034							






## Stage 1PRO Results

Pos	Plate	Name Team	Nat EWS number	Sector 1	Pos	Sector 2	Pos	Penalties	Time	Gap
<b>MEN</b>										
DNS	98	<b>FRIGOUT Lucas</b> Sunn French Connexion By Alpe D'Huez	 FRA.1993.22829							
DNS	101	<b>SWANBECK Daniel</b>	 SWE.1990.32435							
DNS	12	<b>JOHNSON Leigh</b> Pole Enduro Race Team	 GBR.1996.22603							
DNS	131	<b>WILLIAMS Robert</b>	 GBR.1990.22515							
DNS	142	<b>DOMMEN Nik</b>	 USA.1993.24569							
DNS	173	<b>WILLNER Nick</b>	 GER.1999.22551							
DNS	114	<b>WOLFE Daniel</b>	 IRL.1988.22250							
DNS	153	<b>SHIRLEY James</b>	 GBR.1989.22351							

### MEN | Master 35+

1	259	<b>AMOUR Karim</b>	 FRA.1975.21696	<u>0:03:39.08</u>	1	<u>0:00:57.44</u>	1		<b>0:04:36.52</b>	
2	262	<b>VESENBECKH Adrian</b>	 GER.1979.33219	0:03:46.32	2	0:00:59.98	2		<b>0:04:46.30</b>	+0:00:09.78
3	266	<b>NEGRO Claudio</b>	 SUI.1985.22754	0:03:55.47	3	0:01:02.11	4		<b>0:04:57.58</b>	+0:00:21.06

## Stage 1PRO Results

Pos	Plate	Name Team	Nat EWS number	Sector 1	Pos	Sector 2	Pos	Penalties	Time	Gap
<b>MEN   Master 35+</b>										
4	261	<b>CORRE Ludovic</b>	 FRA.1983.21638	0:03:56.33	4	0:01:03.47	5		<b>0:04:59.80</b>	+0:00:23.28
5	267	<b>MAGNEA Clement</b>	 FRA.1985.21414	0:04:01.91	5	0:01:03.56	6		<b>0:05:05.47</b>	+0:00:28.95
6	260	<b>SCOTT Darren</b>	 GBR.1971.22334	0:04:05.43	6	0:01:01.58	3		<b>0:05:07.01</b>	+0:00:30.49
7	274	<b>SALAMIN Raphael</b>	 SUI.1972.33723	0:04:08.70	7	0:01:05.05	9		<b>0:05:13.75</b>	+0:00:37.23
8	271	<b>MOESLE Niklaus</b>	 SUI.1985.22800	0:04:09.82	8	0:01:04.21	7		<b>0:05:14.03</b>	+0:00:37.51
9	264	<b>CALVEZ Mathieu</b> Urge Pyrenees Gravity	 FRA.1986.22152	0:04:13.24	9	0:01:09.79	12		<b>0:05:23.03</b>	+0:00:46.51
10	272	<b>BODEUX Xavier</b>	 BEL.1976.21936	0:04:23.05	11	0:01:04.70	8		<b>0:05:27.75</b>	+0:00:51.23
11	269	<b>PAJMA Martin</b>	 CZE.1977.22282	0:04:22.85	10	0:01:08.33	10		<b>0:05:31.18</b>	+0:00:54.66
12	273	<b>FELLGETT Theo</b>	 GBR.1986.38997	0:04:35.67	13	0:01:10.16	13		<b>0:05:45.83</b>	+0:01:09.31
13	263	<b>DAUMAS Eric</b>	 FRA.1968.22075	0:04:36.98	14	0:01:09.04	11		<b>0:05:46.02</b>	+0:01:09.50
14	270	<b>SURBALLE Emiliano</b>	 ARG.1978.24423	0:04:35.63	12	0:01:10.90	14		<b>0:05:46.53</b>	+0:01:10.01
15	275	<b>HUGHES David</b>	 IRL.1971.21814	0:04:56.17	15	0:01:13.95	15		<b>0:06:10.12</b>	+0:01:33.60














## Stage 1PRO Results












Pos	Plate	Name Team	Nat EWS number	Sector 1	Pos	Sector 2	Pos	Penalties	Time	Gap
<b>MEN   Master 35+</b>										
DNS	268	MICHALEK Viktor	 SVK.1980.35835							
<b>MEN   Under 21</b>										
1	239	HOFFMAN Noah Kona Factory Team	 AUT.2003.36750	0:03:23.55	1	0:00:54.13	1		0:04:17.68	
2	226	PIERCY Jack Commencal Enduro Team	 GBR.2004.36927	0:03:27.64	2	0:00:55.65	2		0:04:23.29	+0:00:05.61
3	204	CAMOIN Francesco Specialized Racing	 FRA.2001.23545	0:03:29.60	3	0:00:55.85	4		0:04:25.45	+0:00:07.77
4	209	STORR Alex Specialized Racing	 GBR.2001.31009	0:03:31.86	5	0:00:56.99	8		0:04:28.85	+0:00:11.17
5	224	HARRIS Bradley Specialized Racing	 NZL.2001.27637	0:03:31.67	4	0:00:58.01	17		0:04:29.68	+0:00:12.00
6	237	MORGAN Myles Specialized Racing	 USA.2001.24399	0:03:33.13	7	0:00:57.54	13		0:04:30.67	+0:00:12.99
7	229	PELISSERO Simone Specialized Racing	 ITA.2001.21940	0:03:33.46	8	0:00:57.70	14		0:04:31.16	+0:00:13.48
8	222	BERTINI Lisandru Lapierre Zipp Collective	 FRA.2004.36198	0:03:34.15	9	0:00:57.22	9		0:04:31.37	+0:00:13.69
9	223	RYYNANEN Tarmo Specialized Racing	 FIN.2002.31950	0:03:32.93	6	0:00:58.74	21		0:04:31.67	+0:00:13.99
10	228	LANI Martino Specialized Racing	 ITA.2001.22164	0:03:35.09	12	0:00:56.61	6		0:04:31.70	+0:00:14.02







## Stage 1PRO Results

Pos	Plate	Name Team	Nat EWS number	Sector 1	Pos	Sector 2	Pos	Penalties	Time	Gap
<b>MEN   Under 21</b>										
11	241	LANDBO Hans	 DEN.2002.38800	0:03:36.32	15	0:00:55.65	2		<b>0:04:31.97</b>	+0:00:14.29
12	255	SANCHEZ SALAZAR Camilo	 COL.2001.23288	0:03:34.50	10	0:00:57.88	16		<b>0:04:32.38</b>	+0:00:14.70
13	235	MENZIES Jack Forbidden Synthesis	 CAN.2001.22519	0:03:35.78	14	0:00:56.96	7		<b>0:04:32.74</b>	+0:00:15.06
14	206	STERCKX Nathan	 CAN.2001.22631	0:03:35.74	13	0:00:57.71	15		<b>0:04:33.45</b>	+0:00:15.77
15	225	EBDON Jake	 GBR.2001.32703	0:03:35.08	11	0:00:59.03	22		<b>0:04:34.11</b>	+0:00:16.43
16	207	WARNET Manu	 NED.2001.26267	0:03:36.37	16	0:00:58.05	18		<b>0:04:34.42</b>	+0:00:16.74
17	243	LANDBO Mads	 DEN.2004.38802	0:03:38.93	18	0:00:57.45	12		<b>0:04:36.38</b>	+0:00:18.70
18	230	HELLY Johnathan	 CAN.2003.27147	0:03:38.57	17	0:00:59.12	24		<b>0:04:37.69</b>	+0:00:20.01
19	236	HANCOCK Emmett	 CAN.2002.37051	0:03:40.81	20	0:00:59.18	25		<b>0:04:39.99</b>	+0:00:22.31
20	210	CHAPIN Aiden Trek Factory Racing	 USA.2002.25700	0:03:39.83	19	0:01:01.92	35		<b>0:04:41.75</b>	+0:00:24.07
21	231	RANDELL Jayden	 GBR.2003.27895	0:03:41.25	22	0:01:01.03	32		<b>0:04:42.28</b>	+0:00:24.60

## Stage 1PRO Results

Pos	Plate	Name Team	Nat EWS number	Sector 1	Pos	Sector 2	Pos	Penalties	Time	Gap
<b>MEN   Under 21</b>										
22	227	BYRNE Harry	 IRL.2001.23573	0:03:41.65	23	0:01:01.14	33		<b>0:04:42.79</b>	+0:00:25.11
23	253	FREDERICKSEN GARCIA Tomas	 CHI.2001.25553	0:03:46.23	27	0:00:57.24	10		<b>0:04:43.47</b>	+0:00:25.79
24	256	HAZEN William	 USA.2002.26823	0:03:44.15	24	0:00:59.78	28		<b>0:04:43.93</b>	+0:00:26.25
25	242	SCHEELE William	 NOR.2003.33415	0:03:44.57	25	0:01:00.11	29		<b>0:04:44.68</b>	+0:00:27.00
26	257	TAYLOR Jacob	 USA.2003.31102	0:03:41.20	21	0:01:04.49	38		<b>0:04:45.69</b>	+0:00:28.01
27	234	FOURCADE Luca Urge Pyrenees Gravity	 FRA.2003.35944	0:03:45.92	26	0:01:00.52	30		<b>0:04:46.44</b>	+0:00:28.76
28	249	FLEURY Mathis	 FRA.2003.33539	0:03:51.23	30	0:00:58.35	20		<b>0:04:49.58</b>	+0:00:31.90
29	250	SCHLEICHER Valentin	 GER.2002.26946	0:03:50.65	29	0:00:59.31	26		<b>0:04:49.96</b>	+0:00:32.28
30	238	COPE Daniel	 GBR.2003.36534	0:03:51.92	31	0:00:59.35	27		<b>0:04:51.27</b>	+0:00:33.59
31	240	GOWEIL Jonas Cube Action Team	 AUT.2002.36734	0:03:56.05	35	0:00:57.40	11		<b>0:04:53.45</b>	+0:00:35.77
32	208	ARNAUD Nans	 FRA.2004.35462	0:03:54.77	32	0:00:59.04	23		<b>0:04:53.81</b>	+0:00:36.13

## Stage 1PRO Results





Pos	Plate	Name Team	Nat EWS number	Sector 1	Pos	Sector 2	Pos	Penalties	Time	Gap
<b>MEN   Under 21</b>										
33	205	<b>ICARDO Alexis</b> Theory Global Enduro Team	 FRA.2003.31902	0:03:58.70	37	0:00:55.93	5		<b>0:04:54.63</b>	+0:00:36.95
34	233	<b>LAPRAYE Thomas</b>	 FRA.2002.27080	0:03:46.62	28	0:01:09.50	39		<b>0:04:56.12</b>	+0:00:38.44
35	254	<b>PAREDES MORENO Jose</b>	 CHI.2001.23001	0:03:55.80	34	0:01:00.59	31		<b>0:04:56.39</b>	+0:00:38.71
36	211	<b>MILLE Thimote</b>	 FRA.2001.31623	0:03:58.23	36	0:00:58.17	19		<b>0:04:56.40</b>	+0:00:38.72
37	252	<b>SMOLNIKAR Jakob</b>	 SLO.2001.22228	0:03:55.73	33	0:01:02.39	36		<b>0:04:58.12</b>	+0:00:40.44
38	244	<b>FILIPPI Mirko</b>	 ITA.2001.26043	0:04:01.31	38	0:01:01.35	34		<b>0:05:02.66</b>	+0:00:44.98
39	251	<b>VLASKOVAC Ben</b>	 GER.2003.35875	0:04:01.62	39	0:01:04.30	37		<b>0:05:05.92</b>	+0:00:48.24
40	246	<b>FANTINO Andrea</b> Mad Wheels - Enduro Team	 ITA.2001.25554						<b>0:24:10.82</b>	+0:19:53.14
<b>WOMEN</b>										
1	40	<b>PUGIN Melanie</b>	 FRA.1990.21693	<u>0:03:54.38</u>	1	0:01:01.88	5		<b>0:04:56.26</b>	
2	4	<b>CHARRE Morgane</b> Pivot Factory Racing	 FRA.1990.21958	0:04:00.15	4	<u>0:01:00.69</u>	1		<b>0:05:00.84</b>	+0:00:04.58
3	44	<b>CHARLES Estelle</b> Rossignol Factory Team	 FRA.1997.22205	0:03:59.97	3	0:01:02.10	6		<b>0:05:02.07</b>	+0:00:05.81

## Stage 1PRO Results

Pos	Plate	Name Team	Nat EWS number	Sector 1	Pos	Sector 2	Pos	Penalties	Time	Gap
<b>WOMEN</b>										
4	43	<b>WINTON Katy</b>	 GBR.1993.21730	0:03:58.25	2	0:01:04.37	10		<b>0:05:02.62</b>	+0:00:06.36
5	9	<b>MILLER Miranda</b> Kona Factory Team	 CAN.1990.21687	0:04:01.12	6	0:01:01.58	4		<b>0:05:02.70</b>	+0:00:06.44
6	7	<b>COOK Becky</b>	 GBR.1986.21664	0:04:00.43	5	0:01:04.38	11		<b>0:05:04.81</b>	+0:00:08.55
7	1	<b>COURDURIER Isabeau</b> Lapierre Zipp Collective	 FRA.1994.21731	0:04:01.22	7	0:01:04.64	13		<b>0:05:05.86</b>	+0:00:09.60
8	45	<b>RICHTER Raphaela</b> Juliana Free Agents	 GER.1997.25746	0:04:06.38	9	0:01:04.39	12		<b>0:05:10.77</b>	+0:00:14.51
9	8	<b>MORRISON Rae</b> Liv Racing	 NZL.1989.21630	0:04:07.24	10	0:01:03.91	9		<b>0:05:11.15</b>	+0:00:14.89
10	47	<b>CHARLES Laura</b> Orbea FOX Enduro Team	 FRA.1995.23500	0:04:05.83	8	0:01:05.62	16		<b>0:05:11.45</b>	+0:00:15.19
11	41	<b>HARDEN Harriet</b> Trek Factory Racing	 GBR.2001.22819	0:04:13.37	14	0:01:00.72	2		<b>0:05:14.09</b>	+0:00:17.83
12	10	<b>BARAONA Rebecca</b> Ibis Enduro Team	 GBR.1993.21715	0:04:09.61	11	0:01:06.00	17		<b>0:05:15.61</b>	+0:00:19.35
13	2	<b>KOREM Noga</b> GT Factory Racing	 ISR.1991.21660	0:04:14.77	15	0:01:01.43	3		<b>0:05:16.20</b>	+0:00:19.94
14	53	<b>NAUGHTON Isabella</b> Liv Racing	 USA.2000.24733	0:04:11.31	13	0:01:07.44	19		<b>0:05:18.75</b>	+0:00:22.49
15	6	<b>GEHRIG Anita</b> Norco Factory Team	 SUI.1987.21718	0:04:10.93	12	0:01:08.16	22		<b>0:05:19.09</b>	+0:00:22.83



## Stage 1PRO Results

Pos	Plate	Name Team	Nat EWS number	Sector 1	Pos	Sector 2	Pos	Penalties	Time	Gap
<b>WOMEN</b>										
16	51	<b>BRUCHLE Veronika</b> Cube Action Team	 GER.1995.22726	0:04:15.87	16	0:01:03.54	7		<b>0:05:19.41</b>	+0:00:23.15
17	52	<b>WIEDENROTH Sofia</b> Specialized Racing	 GER.1995.24544	0:04:17.47	18	0:01:04.72	14		<b>0:05:22.19</b>	+0:00:25.93
18	187	<b>ELLECOSTA Nadine</b> Fastlight-Abetone	 ITA.1999.25437	0:04:18.38	19	0:01:03.90	8		<b>0:05:22.28</b>	+0:00:26.02
19	188	<b>JOLIDON Sidonie</b>	 SUI.1987.31073	0:04:17.30	17	0:01:05.36	15		<b>0:05:22.66</b>	+0:00:26.40
20	49	<b>NABER Tanja</b> Juliana Free Agents	 GER.1987.22367	0:04:19.99	20	0:01:06.79	18		<b>0:05:26.78</b>	+0:00:30.52
21	48	<b>DUVERT Julie</b> Theory Global Enduro Team	 FRA.1996.21719	0:04:26.75	21	0:01:07.97	21		<b>0:05:34.72</b>	+0:00:38.46
22	189	<b>RUTZ Lea Salome</b>	 SUI.1995.33389	0:04:28.90	22	0:01:08.54	23		<b>0:05:37.44</b>	+0:00:41.18
23	50	<b>PAULIN Louise Margareta</b> Ibis Enduro Team	 SWE.1978.21619	0:04:30.55	23	0:01:07.86	20		<b>0:05:38.41</b>	+0:00:42.15
24	191	<b>HOVORKA Anja</b>	 SUI.1989.37532	0:04:35.28	24	0:01:12.50	26		<b>0:05:47.78</b>	+0:00:51.52
25	193	<b>LITTORIN SANDBU Anna</b>	 NOR.2000.31919	0:04:36.72	25	0:01:11.76	25		<b>0:05:48.48</b>	+0:00:52.22
26	186	<b>SAVELLI Irene</b>	 ITA.1992.22163	0:04:45.75	26	0:01:13.55	27		<b>0:05:59.30</b>	+0:01:03.04
27	192	<b>JOHNSEN Jonna</b>	 DEN.1992.27207	0:05:13.30	27	0:01:10.70	24		<b>0:06:24.00</b>	+0:01:27.74

## Stage 1PRO Results

Pos	Plate	Name Team	Nat EWS number	Sector 1	Pos	Sector 2	Pos	Penalties	Time	Gap
-----	-------	--------------	-------------------	----------	-----	----------	-----	-----------	------	-----

### WOMEN

DNS	42	CONOLLY Ella	 GBR.1998.21859							
DNS	185	GILL Martha	 GBR.1997.22469							
DNS	3	LANTHIER NADEAU Andreane Rocky Mountain Race Face	 CAN.1993.21609							
DNS	46	JONNIER Morgane Team Cycles Peugeot	 FRA.1990.22559							

### WOMEN | Master 35+




1	201	PICTON Leonie Liv Racing	 AUS.1986.22420	<u>0:04:41.22</u>	1	<u>0:01:17.65</u>	1		<b>0:05:58.87</b>	
2	202	MICHEL Daniela	 SUI.1981.21559	0:05:03.84	2	0:01:22.23	2		<b>0:06:26.07</b>	+0:00:27.20

### WOMEN | Under 21

1	195	GALLO FUENTES Paz	 CHI.2002.30413	<u>0:04:09.84</u>	1	<u>0:01:04.83</u>	1		<b>0:05:14.67</b>	
2	196	BAUMANN Lisa	 SUI.2001.37332	0:04:14.57	2	0:01:05.68	3		<b>0:05:20.25</b>	+0:00:05.58
3	200	LAN Emmy	 CAN.2004.33463	0:04:16.64	3	0:01:08.65	4		<b>0:05:25.29</b>	+0:00:10.62
4	194	RIVA Sophie	 ITA.2003.33949	0:04:21.94	5	0:01:05.43	2		<b>0:05:27.37</b>	+0:00:12.70



## Stage 1PRO Results

Pos	Plate	Name Team	Nat EWS number	Sector 1	Pos	Sector 2	Pos	Penalties	Time	Gap
<b>WOMEN   Under 21</b>										
5	197	<b>WEBER Helen</b>	 GER.2002.36775	0:04:20.62	4	0:01:14.81	6		<b>0:05:35.43</b>	+0:00:20.76
6	198	<b>HENRY Justine</b> Urge Pyrenees Gravity	 FRA.2003.32717	0:05:03.23	6	0:01:13.80	5		<b>0:06:17.03</b>	+0:01:02.36
7	199	<b>GARCES RESTREPO Valentina</b>	 COL.2002.39273	0:05:12.62	7	0:01:27.70	7		<b>0:06:40.32</b>	+0:01:25.65

### Statistics

Entries / Nations	Finished	DNF	DSQ	DNS	Weather	Temperature	Distance	Elevation
252 / 30	237	1	0	14	Mostly Cloudy	18 °C		

DNF: did not finish · DNS: did not start · DSQ: disqualified