























EWS100 Results

Pos	Plate	Name Team	Nat EWS number	Stage 1	Pos	Stage 2	Pos	Stage 3	Pos	Stage 4	Pos	Penalties	Time	Gap
EWS100 MEN														
1	1148	BICA Vasco		0:07:41.45	2	<u>0:04:25.08</u>	1	<u>0:05:56.34</u>	1	<u>0:07:24.39</u>	1		0:25:27.26	
2	1168	SNOW Harry	 GBR.1993.38162	<u>0:07:27.63</u>	1	0:04:48.45	4	0:06:26.33	6	0:07:38.02	3		0:26:20.43	+0:00:53.17
3	1037	HANOUX Simon	 FRA.1992.37311	0:07:45.82	3	0:04:46.82	2	0:06:14.78	2	0:07:33.74	2		0:26:21.16	+0:00:53.90
4	1004	CADUFF Ronny		0:07:55.91	5	0:04:49.87	5	0:06:21.72	4	0:07:42.82	4		0:26:50.32	+0:01:23.06
5	1006	WALKER Nicolas	 SUI.1991.34005	0:08:05.63	8	0:04:53.08	6	0:06:19.20	3	0:07:57.80	11		0:27:15.71	+0:01:48.45
6	1090	MCRITCHIE Ruairidh	 GBR.1995.22333	0:07:55.30	4	0:04:55.33	7	0:06:34.97	10	0:07:58.77	12		0:27:24.37	+0:01:57.11
7	1033	CASAL VALLS Guillem	 AND.1995.22127	0:08:18.97	24	0:05:04.97	12	0:06:23.20	5	0:07:50.61	7		0:27:37.75	+0:02:10.49
8	1001	BEELI Armin		0:08:26.25	32	0:04:59.35	8	0:06:27.05	7	0:07:48.83	6		0:27:41.48	+0:02:14.22
9	1049	RAMIREZ GOMEZ Ricardo	 CHI.1993.22670	0:08:04.48	6	0:05:03.30	9	0:06:38.55	12	0:07:57.42	10		0:27:43.75	+0:02:16.49
10	1018	BUFFAT Arnaud		0:08:13.38	15	0:04:47.67	3	0:06:51.37	18	0:07:56.78	9		0:27:49.20	+0:02:21.94
11	1161	BERRY Greg	 GBR.1993.34878	0:08:16.65	21	0:05:12.94	20	0:06:30.62	8	0:08:03.53	16		0:28:03.74	+0:02:36.48
12	1048	BOZZI GUEMES Luis		0:08:06.98	9	0:05:15.18	21	0:06:53.10	23	0:07:51.46	8		0:28:06.72	+0:02:39.46












EWS100 Results

Pos	Plate	Name Team	Nat EWS number	Stage 1	Pos	Stage 2	Pos	Stage 3	Pos	Stage 4	Pos	Penalties	Time	Gap
EWS100 MEN														
13	1096	ZANDERS Koen	 NED.1994.26359	0:08:17.70	22	0:05:05.23	13	0:06:48.55	16	0:08:02.59	14		0:28:14.07	+0:02:46.81
14	1009	VON WURSTENBERGER Alois	 SUI.1994.26359	0:08:14.95	17	0:05:03.97	10	0:06:54.69	27	0:08:01.34	13		0:28:14.95	+0:02:47.69
15	1092	REZINS Kriss	 LAT.1993.33556	0:08:09.70	12	0:05:04.70	11	0:06:59.20	30	0:08:06.19	19		0:28:19.79	+0:02:52.53
16	1029	REA Michael	 IRL.1992.37221	0:08:20.28	26	0:05:16.48	24	0:06:40.30	13	0:08:03.63	18		0:28:20.69	+0:02:53.43
17	1031	HAMMOND Ryan	 GBR.1996.37418	0:08:25.02	31	0:05:29.45	37	0:06:44.84	14	0:07:45.25	5		0:28:24.56	+0:02:57.30
18	1120	HAFNER Patrick	 SUI.1996.37418	0:08:15.45	18	0:05:06.13	14	0:06:52.61	20	0:08:12.28	26		0:28:26.47	+0:02:59.21
19	1034	BONARDI Nicolo	 ITA.1996.23600	0:08:29.12	33	0:05:08.50	15	0:06:48.27	15	0:08:02.81	15		0:28:28.70	+0:03:01.44
20	1050	GONZALEZ OLIVOS Vicente	 CHI.1996.23080	0:08:38.65	38	0:05:15.30	22	0:06:31.53	9	0:08:03.59	17		0:28:29.07	+0:03:01.81
21	1087	MONDRIK Petr	 CZE.1988.22818	0:08:09.57	11	0:05:21.20	31	0:06:53.89	26	0:08:09.93	22		0:28:34.59	+0:03:07.33
22	1079	ZENONE Luca	 SUI.1987.22664	0:08:08.39	10	0:05:12.80	19	0:06:54.92	28	0:08:30.60	35		0:28:46.71	+0:03:19.45
23	1152	REEDER Ben	 USA.1987.22664	0:08:18.45	23	0:05:16.33	23	0:06:53.72	25	0:08:19.65	29		0:28:48.15	+0:03:20.89


EWS100 Results

Pos	Plate	Name Team	Nat EWS number	Stage 1	Pos	Stage 2	Pos	Stage 3	Pos	Stage 4	Pos	Penalties	Time	Gap
EWS100 MEN														
24	1010	SCHUPPLI Dominic	 SUI.1987.23318	0:08:55.60	49	0:05:09.20	16	0:06:37.05	11	0:08:09.25	21		0:28:51.10	+0:03:23.84
25	1008	BANDI Oliver		0:08:22.73	28	0:05:18.21	26	0:06:52.93	22	0:08:18.81	28		0:28:52.68	+0:03:25.42
26	1081	WEISS Patrick		0:08:29.58	34	0:05:11.61	18	0:07:03.95	33	0:08:08.27	20		0:28:53.41	+0:03:26.15
27	1115	BECKERBAUER Armin		0:08:19.27	25	0:05:21.18	30	0:06:58.19	29	0:08:17.15	27		0:28:55.79	+0:03:28.53
28	1085	KIESER Alexander		0:08:14.68	16	0:05:21.17	29	0:06:52.90	21	0:08:37.19	37		0:29:05.94	+0:03:38.68
29	1051	PAREDES MORENO Gonzalo		0:08:15.48	19	0:05:10.35	17	0:07:33.90	44	0:08:10.12	23		0:29:09.85	+0:03:42.59
30	1073	STIX Felix	 GER.1991.27316	0:08:43.52	42	0:05:25.00	32	0:06:53.25	24	0:08:10.29	24		0:29:12.06	+0:03:44.80
31	1065	MUENTENER Alexander	 SUI.1995.36938	0:08:33.89	36	0:05:17.39	25	0:07:02.10	32	0:08:27.83	31		0:29:21.21	+0:03:53.95
32	1011	BALZ Dominic		0:08:44.91	44	0:05:19.13	28	0:06:52.25	19	0:08:30.98	36		0:29:27.27	+0:04:00.01
33	1098	STEYER Pierre	 FRA.1998.30344	0:08:24.03	29	0:05:18.47	27	0:07:21.00	39	0:08:27.63	30		0:29:31.13	+0:04:03.87
34	1002	KALIN Swen Toni	 SUI.1998.27091	0:08:33.29	35	0:05:25.40	34	0:07:08.90	34	0:08:28.43	33		0:29:36.02	+0:04:08.76

EWS100 Results

Pos	Plate	Name Team	Nat EWS number	Stage 1	Pos	Stage 2	Pos	Stage 3	Pos	Stage 4	Pos	Penalties	Time	Gap
EWS100 MEN														
35	1118	HARNISCHFEGER Maximilian		0:08:20.98	27	0:05:29.52	38	0:07:14.27	36	0:08:46.46	40		0:29:51.23	+0:04:23.97
36	1177	GOYFFON Leo	 FRA.2000.25920	0:08:39.45	39	0:05:25.27	33	0:07:09.68	35	0:08:43.99	38		0:29:58.39	+0:04:31.13
37	1142	SCHAUB Robin		0:08:16.43	20	0:06:54.02	72	0:06:48.78	17	0:08:11.87	25		0:30:11.10	+0:04:43.84
38	1026	TENNANT Laurie	 GBR.2000.36224	0:09:11.01	55	0:05:30.90	40	0:07:00.07	31	0:08:30.57	34		0:30:12.55	+0:04:45.29
39	1072	BRANDL Yannick		0:08:42.77	41	0:05:30.74	39	0:07:15.22	37	0:08:51.11	41		0:30:19.84	+0:04:52.58
40	1062	STROM Robert	 GER.1998.37567	0:08:47.50	45	0:05:32.10	43	0:07:23.42	40	0:08:45.33	39		0:30:28.35	+0:05:01.09
41	1146	PAGANELLI Julien		0:09:05.16	54	0:05:31.09	41	0:07:31.27	42	0:08:27.91	32		0:30:35.43	+0:05:08.17
42	1119	BLANC Xavier		0:08:52.92	48	0:05:40.50	48	0:07:27.02	41	0:09:03.86	47		0:31:04.30	+0:05:37.04
43	1100	MARCHAND Maxime		0:09:02.10	51	0:05:40.74	49	0:07:31.50	43	0:09:06.60	49		0:31:20.94	+0:05:53.68
44	1077	SANTORO Mattia		0:08:47.95	46	0:05:31.70	42	0:08:02.18	54	0:09:03.67	46		0:31:25.50	+0:05:58.24
45	1066	WAGNER Raphael	 AUT.1996.25536	0:08:59.97	50	0:05:47.10	52	0:07:50.90	49	0:09:02.55	45		0:31:40.52	+0:06:13.26












EWS100 Results

Pos	Plate	Name Team	Nat EWS number	Stage 1	Pos	Stage 2	Pos	Stage 3	Pos	Stage 4	Pos	Penalties	Time	Gap
EWS100 MEN														
46	1083	TAUTORAT Per	 GER.1990.33559	0:09:31.12	64	0:05:36.90	45	0:07:41.90	46	0:08:57.08	42		0:31:47.00	+0:06:19.74
47	1162	KELLY Ben	 GBR.1990.33479	0:08:50.60	47	0:05:39.07	47	0:07:48.20	48	0:09:39.69	59		0:31:57.56	+0:06:30.30
48	1089	MAYR Alessandro		0:09:16.56	58	0:05:38.83	46	0:08:05.75	55	0:09:02.09	44		0:32:03.23	+0:06:35.97
49	1097	DUFAUD Thomas	 FRA.1996.22335	0:09:20.96	60	0:05:48.53	53	0:07:56.28	52	0:09:08.23	50		0:32:14.00	+0:06:46.74
50	1015	GAMBA Riccardo	 SUI.1990.23312	0:09:03.88	53	0:05:28.58	36	0:08:31.09	63	0:09:11.27	52		0:32:14.82	+0:06:47.56
51	1070	HEISE Philipp	 GER.1989.34020	0:09:18.19	59	0:05:57.09	54	0:07:54.22	50	0:09:05.90	48		0:32:15.40	+0:06:48.14
52	1060	LEFFERS Jan		0:09:27.18	63	0:05:42.12	50	0:07:55.45	51	0:09:18.07	53		0:32:22.82	+0:06:55.56
53	1198	LANZ Pascal		0:08:42.57	40	0:05:36.84	44	0:09:15.19	68	0:09:01.32	43		0:32:35.92	+0:07:08.66
54	1084	SEEMUELLER Julian		0:09:22.52	61	0:06:04.13	56	0:07:59.78	53	0:09:26.51	56		0:32:52.94	+0:07:25.68
55	1147	MARTINEZ DE LEON Gerard		0:09:02.12	52	0:05:45.20	51	0:07:40.65	45	0:10:32.51	67		0:33:00.48	+0:07:33.22
56	1012	HISCHER Kilian		0:09:37.14	66	0:06:18.25	62	0:08:25.00	58	0:09:25.78	55		0:33:46.17	+0:08:18.91
57	817	COURTNEY Luke		0:09:34.04	65	0:06:27.08	65	0:08:27.77	59	0:09:22.32	54		0:33:51.21	+0:08:23.95












EWS100 Results

Pos	Plate	Name Team	Nat EWS number	Stage 1	Pos	Stage 2	Pos	Stage 3	Pos	Stage 4	Pos	Penalties	Time	Gap
EWS100 MEN														
58	1172	MENY Nicolas		0:09:52.57	69	0:06:05.27	58	0:08:12.27	56	0:09:43.85	60		0:33:53.96	+0:08:26.70
59	1141	BACH Raphael		0:09:24.23	62	0:06:05.47	59	0:08:53.37	67	0:10:02.82	61		0:34:25.89	+0:08:58.63
60	1174	CANIONCQ Julien		0:09:11.55	56	0:06:23.37	63	0:08:30.24	62	0:10:25.80	65		0:34:30.96	+0:09:03.70
61	1114	ROHRER Cyril	 SUI.1996.36266	0:09:50.27	67	0:06:12.52	60	0:08:28.87	60	0:10:09.15	62		0:34:40.81	+0:09:13.55
62	1032	LOWE Wade		0:10:26.99	71	0:06:14.50	61	0:08:36.13	65	0:09:27.28	58		0:34:44.90	+0:09:17.64
63	1144	SCHODDE Raphael		0:08:37.25	37	0:09:01.40	74	0:07:45.83	47	0:09:26.96	57		0:34:51.44	+0:09:24.18
64	1154	RUSSELL Jamie	 CAN.1983.24428	0:09:52.40	68	0:06:26.60	64	0:08:34.63	64	0:10:19.51	63		0:35:13.14	+0:09:45.88
65	1028	MORGAN Tom		0:11:37.01	78	0:06:02.68	55	0:08:29.35	61	0:09:10.76	51		0:35:19.80	+0:09:52.54
66	1053	CASTELA Pedro	 ESP.1991.39110	0:10:29.47	72	0:06:40.49	69	0:08:20.77	57	0:10:36.89	68		0:36:07.62	+0:10:40.36
67	1189	WILLEMIN Quentin		0:08:24.15	30	0:05:26.75	35	0:07:18.79	38	0:15:22.53	72		0:36:32.22	+0:11:04.96
68	1016	ZURBRUGG Rolf	 SUI.1989.38112	0:11:18.10	77	0:06:32.22	68	0:09:28.44	69	0:10:25.50	64		0:37:44.26	+0:12:17.00
69	1116	MARTI Dylan	 SUI.1992.37528	0:10:44.90	73	0:06:30.18	66	0:10:35.57	70	0:11:00.99	69		0:38:51.64	+0:13:24.38

EWS100 Results

Pos	Plate	Name Team	Nat EWS number	Stage 1	Pos	Stage 2	Pos	Stage 3	Pos	Stage 4	Pos	Penalties	Time	Gap
EWS100 MEN														
70	1151	POPE Jack		0:11:07.01	76	0:06:04.77	57	0:11:04.89	71	0:15:17.04	71		0:43:33.71	+0:18:06.45
71	1117	ROH Julien		0:09:12.57	57	0:06:48.05	71	0:08:43.22	66	0:28:04.80	74		0:52:48.64	+0:27:21.38
72	1149	SONDERGAARD Soren		0:14:33.92	80	0:09:20.37	75	0:14:02.07	73	0:15:29.67	73		0:53:26.03	+0:27:58.77
73	1150	FILTENBORG MOGENSEN Mathias		0:15:42.54	81	0:11:26.74	77	0:16:12.40	74	0:14:31.43	70		0:57:53.11	+0:32:25.85
74	1088	TRAVAGLIO Pietro		0:11:00.26	75	0:08:28.35	73	0:12:12.15	72	0:30:19.02	75		1:01:59.78	+0:36:32.52
DNF	1067	GEHRI Pascal		0:10:52.50	74	0:06:30.23	67			0:10:32.30	66			
DNF	1080	KARDINAR Petrik		0:08:05.28	7									
DNF	1017	SCHELLING Stephan		0:08:12.78	14									
DNF	1038	FAIVRE Thomas		0:08:44.70	43									
			FRA.1998.34524											
DNF	1183	GARCIA ARMAS Nauzet												
DNF	1145	GERECKE Felix		0:10:18.54	70									

EWS100 Results

Pos	Plate	Name Team	Nat EWS number	Stage 1	Pos	Stage 2	Pos	Stage 3	Pos	Stage 4	Pos	Penalties	Time	Gap
EWS100 MEN														
DNF	1063	SPAHL Calvin	 GER.1998.36146	0:13:39.05	79	0:06:47.60	70	0:20:52.97	75					
DNF	1105	WIDMER Dominik		0:08:11.98	13	0:09:43.00	76							
DNS	1167	TARR Alex												
DNS	1143	SCHODDE Christian												
DNS	1180	CHERUBINI Federico												
DNS	1030	GULLAND Morgan	 GBR.1995.37228											
DNS	1014	BLUMENTHAL Michael	 SUI.1995.33330											
DNS	1071	WALKER Peter	 GER.1994.21606											
DNS	1056	STOCKMANN Malte												
EWS100 MEN Master 35+														
1	1107	BAECHLER Alex	 SUI.1995.33330	0:08:04.05	2	<u>0:04:56.08</u>	1	<u>0:06:43.52</u>	1	<u>0:08:05.63</u>	1		0:27:49.28	
2	1106	KAGI Martin	 SUI.1995.33330	<u>0:07:40.06</u>	1	0:04:57.94	2	0:07:03.61	2	0:08:09.26	2		0:27:50.87	+0:00:01.59

EWS100 Results

Pos	Plate	Name Team	Nat EWS number	Stage 1	Pos	Stage 2	Pos	Stage 3	Pos	Stage 4	Pos	Penalties	Time	Gap	
EWS100 MEN Master 35+															
3	1157	BLACKMORE Chris	 GBR.1975.35374	0:08:32.95	4	0:05:27.75	8	0:07:11.80	4	0:08:38.65	4		0:29:51.15	+0:02:01.87	
4	1101	BERNIERE Jerome	 FRA.1975.37044	0:08:42.17	7	0:05:30.00	9	0:07:11.24	3	0:08:33.60	3		0:29:57.01	+0:02:07.73	
5	1104	MEILI Marek		0:08:33.49	5	0:05:23.44	5	0:07:18.90	6	0:08:46.65	12		0:30:02.48	+0:02:13.20	
6	1129	STEINBACH Tobias		0:08:43.93	11	0:05:18.74	3	0:07:12.05	5	0:08:52.51	15		0:30:07.23	+0:02:17.95	
7	1138	MATTER Marco		0:08:42.55	9	0:05:22.80	4	0:07:29.75	10	0:08:42.08	6		0:30:17.18	+0:02:27.90	
8	1102	BARBIER Vincent	 FRA.1984.26904	0:08:42.53	8	0:05:27.55	7	0:07:35.50	12	0:08:38.83	5		0:30:24.41	+0:02:35.13	
9	1133	CASTELLA Laurent	 SUI.1977.37099	0:08:49.57	14	0:05:25.77	6	0:07:28.68	9	0:08:44.35	10		0:30:28.37	+0:02:39.09	
10	1103	GASPARD Gregory	 FRA.1982.35762	0:08:35.93	6	0:05:41.38	17	0:07:34.22	11	0:08:42.77	8		0:30:34.30	+0:02:45.02	
11	1173	BEGUE Fabien		0:08:44.93	12	0:05:43.35	18	0:07:28.53	8	0:08:45.98	11		0:30:42.79	+0:02:53.51	
12	1086	GUHR Markus		0:08:46.58	13	0:05:32.78	10	0:08:02.55	18	0:08:50.21	13		0:31:12.12	+0:03:22.84	
13	1108	HESS Oliver		0:08:43.33	10	0:06:02.77	25	0:07:21.25	7	0:09:13.39	19		0:31:20.74	+0:03:31.46	
14	1155	THORPE Ryan	 CAN.1984.38679	0:09:01.25	16	0:05:38.45	16	0:07:58.77	15	0:08:44.07	9		0:31:22.54	+0:03:33.26	












EWS100 Results

Pos	Plate	Name Team	Nat EWS number	Stage 1	Pos	Stage 2	Pos	Stage 3	Pos	Stage 4	Pos	Penalties	Time	Gap	
EWS100 MEN Master 35+															
15	1052	PAREDES MORENO Juan		0:08:50.90	15	0:05:38.43	15	0:08:09.42	19	0:08:51.02	14		0:31:29.77	+0:03:40.49	
16	1126	ROCZEN Sebastian		0:09:02.82	17	0:05:35.28	12	0:07:42.82	14	0:09:33.13	21		0:31:54.05	+0:04:04.77	
17	1078	TIBERIO Alberto		0:10:18.55	36	0:05:34.18	11	0:07:38.25	13	0:08:42.45	7		0:32:13.43	+0:04:24.15	
18	1127	MURRI Nicolas		0:09:17.18	22	0:05:37.48	13	0:08:14.21	24	0:09:07.64	16		0:32:16.51	+0:04:27.23	
19	1082	REICHMANN Matthias		0:09:14.50	20	0:06:00.60	23	0:08:01.55	16	0:09:13.03	17		0:32:29.68	+0:04:40.40	
			GER.1980.37535												
20	1125	JAEB-WENGE Normen		0:09:12.57	19	0:05:50.95	19	0:08:15.47	25	0:09:13.33	18		0:32:32.32	+0:04:43.04	
21	828	WIELAND Simon		0:09:03.68	18	0:06:01.75	24	0:08:10.24	21	0:10:01.19	27		0:33:16.86	+0:05:27.58	
			SUI.1976.39915												
22	1139	MARTINS Alvaro		0:09:23.53	23	0:06:09.00	28	0:08:09.82	20	0:09:47.57	24		0:33:29.92	+0:05:40.64	
23	1190	AUBERSON Luc		0:09:16.57	21	0:06:08.10	27	0:08:01.86	17	0:10:08.13	30		0:33:34.66	+0:05:45.38	
24	1132	MAURON Patrick		0:09:42.87	26	0:06:00.10	22	0:08:12.33	23	0:09:43.48	23		0:33:38.78	+0:05:49.50	
25	1124	BAUMEISTER Jan		0:09:34.36	24	0:06:10.93	29	0:08:17.66	27	0:10:02.73	28		0:34:05.68	+0:06:16.40	
26	1192	MODRAK Patrick		0:10:22.30	37	0:06:07.75	26	0:08:15.62	26	0:09:30.66	20		0:34:16.33	+0:06:27.05	

EWS100 Results

Pos	Plate	Name Team	Nat EWS number	Stage 1	Pos	Stage 2	Pos	Stage 3	Pos	Stage 4	Pos	Penalties	Time	Gap	
EWS100 MEN Master 35+															
27	1158	SEXTON Kevin	 GBR.1974.35885	0:09:50.22	30	0:05:52.93	20	0:09:01.72	32	0:10:04.12	29		0:34:48.99	+0:06:59.71	
28	1163	WRIGHT Keith		0:09:44.20	28	0:06:25.77	30	0:08:25.45	30	0:10:43.00	36		0:35:18.42	+0:07:29.14	
29	1186	EVANS Charlie		0:09:38.53	25	0:06:41.00	33	0:08:19.95	28	0:10:39.84	34		0:35:19.32	+0:07:30.04	
30	1131	ROGLER Philipp	 GER.1978.38405	0:09:48.37	29	0:06:58.65	39	0:09:04.50	33	0:09:49.67	25		0:35:41.19	+0:07:51.91	
31	1095	RICHARDS Bromley	 AUS.1984.25265	0:11:48.15	41	0:05:37.48	13	0:08:21.43	29	0:09:57.89	26		0:35:44.95	+0:07:55.67	
32	1156	RIESTRA BELTRAN Manuel	 MEX.0.25342	0:09:51.32	32	0:06:48.77	38	0:08:38.17	31	0:10:28.98	33		0:35:47.24	+0:07:57.96	
33	1194	HALDEMANN Marcel		0:09:43.36	27	0:06:42.93	35	0:09:22.74	35	0:10:12.10	31		0:36:01.13	+0:08:11.85	
34	1185	FOJTIK Hynek		0:10:11.72	35	0:06:41.87	34	0:09:18.15	34	0:10:27.69	32		0:36:39.43	+0:08:50.15	
35	1128	HARTMANN Dominik		0:09:59.92	33	0:06:29.65	31	0:09:46.73	38	0:11:03.04	37		0:37:19.34	+0:09:30.06	
36	1182	GUTIERREZ Luis Alberto		0:10:03.35	34	0:06:35.78	32	0:10:28.47	40	0:11:07.19	38		0:38:14.79	+0:10:25.51	
37	1159	COLLIS Giles		0:11:32.20	39	0:06:45.85	36	0:09:29.82	36	0:10:41.42	35		0:38:29.29	+0:10:40.01	
38	1196	DOLDER Stefan		0:09:50.88	31	0:06:48.20	37	0:10:14.87	39	0:12:04.97	41		0:38:58.92	+0:11:09.64	

EWS100 Results












Pos	Plate	Name Team	Nat EWS number	Stage 1	Pos	Stage 2	Pos	Stage 3	Pos	Stage 4	Pos	Penalties	Time	Gap
EWS100 MEN Master 35+														
39	1160	ZAFFIRO Alex	 GBR.1982.33459	0:10:55.24	38	0:07:14.37	40	0:09:34.80	37	0:11:39.91	39		0:39:24.32	+0:11:35.04
40	1191	STAMPFLI Robert	 SUI.1984.36988	0:11:37.72	40	0:07:43.02	41	0:11:39.71	41	0:11:42.01	40		0:42:42.46	+0:14:53.18
41	1130	ROGLER Christoph	 GER.1983.38400	0:12:55.10	42	0:10:04.79	42	0:14:38.37	42	0:14:29.78	42		0:52:08.04	+0:24:18.76
DNF	1123	HOFFMANN Carsten				0:05:57.61	21	0:08:10.30	22	0:09:33.89	22			
DNF	1136	MAYR Anthony		0:08:09.28	3									
DNS	1179	HESKIA Tal												
DNS	1166	ROBSON Mark												
DNS	1121	LEHNER Thomy												
DNS	1013	KUENZI Alexander	 SUI.1986.23245											
DNS	1193	PITTET Laurent												
EWS100 MEN Under 21														
1	1035	CASTELLI Elia	 ITA.2004.39530	<u>0:07:52.00</u>	1	0:04:57.08	2	0:06:26.68	2	0:08:02.93	4		0:27:18.69	

EWS100 Results

Pos	Plate	Name Team	Nat EWS number	Stage 1	Pos	Stage 2	Pos	Stage 3	Pos	Stage 4	Pos	Penalties	Time	Gap	
EWS100 MEN Under 21															
2	1040	BACHELET Baptiste	FRA.2004.36979	0:08:06.33	7	0:05:09.85	6	<u>0:06:23.03</u>	1	<u>0:07:45.50</u>	1		0:27:24.71	+0:00:06.02	
3	1047	CORRAL GALLARDO Benjamin	CHI.2003.33574	0:07:54.05	2	<u>0:04:55.07</u>	1	0:06:43.42	8	0:07:59.06	3		0:27:31.60	+0:00:12.91	
4	1043	ROUKENS Alexis	BEL.2002.36129	0:08:34.78	19	0:05:02.93	3	0:06:33.28	4	0:07:58.78	2		0:28:09.77	+0:00:51.08	
5	1093	WHITE Ronan	GBR.2002.36972	0:08:03.85	5	0:05:16.17	11	0:06:38.35	7	0:08:11.85	12		0:28:10.22	+0:00:51.53	
6	1039	DREYER Jules	FRA.2004.36735	0:08:08.46	8	0:05:10.35	8	0:06:47.89	12	0:08:03.86	5		0:28:10.56	+0:00:51.87	
7	1057	SILBERHORN Frederik	GER.2001.25684	0:08:23.10	12	0:05:13.31	10	0:06:37.77	6	0:08:11.14	11		0:28:25.32	+0:01:06.63	
8	1069	HARTMANN Niklas	GER.2001.34305	0:08:24.53	14	0:05:18.23	16	0:06:35.09	5	0:08:08.27	8		0:28:26.12	+0:01:07.43	
9	1046	GUZMAN RETTIG Martin	CHI.2001.33361	0:08:04.05	6	0:05:09.26	5	0:07:06.15	18	0:08:10.82	10		0:28:30.28	+0:01:11.59	
10	1055	HERBERTH Armin	GER.2002.37068	0:08:23.76	13	0:05:16.65	12	0:06:45.20	9	0:08:12.01	13		0:28:37.62	+0:01:18.93	
11	1076	MAGHETTI Alessandro		0:08:20.48	11	0:05:11.52	9	0:07:04.30	17	0:08:05.22	7		0:28:41.52	+0:01:22.83	
12	1099	MARCHAND Quentin		0:08:02.05	3	0:05:25.73	17	0:06:54.25	14	0:08:23.39	15		0:28:45.42	+0:01:26.73	













EWS100 Results

Pos	Plate	Name Team	Nat EWS number	Stage 1	Pos	Stage 2	Pos	Stage 3	Pos	Stage 4	Pos	Penalties	Time	Gap
EWS100 MEN Under 21														
13	1094	HARROP Zack	 GBR.2003.30354	0:08:03.00	4	0:05:17.32	14	0:06:48.48	13	0:08:39.53	20		0:28:48.33	+0:01:29.64
14	1023	HARTMANN Markus	 DEN.2001.37184	0:08:27.53	16	0:05:16.90	13	0:06:47.12	11	0:08:38.45	19		0:29:10.00	+0:01:51.31
15	1036	BIANCHI Stefano	 ITA.2002.36862	0:08:14.05	9	0:06:21.77	25	0:06:33.21	3	0:08:04.27	6		0:29:13.30	+0:01:54.61
16	1003	ALBISSER Michael		0:08:33.05	17	0:05:18.03	15	0:07:28.55	20	0:08:10.10	9		0:29:29.73	+0:02:11.04
17	1054	GERVAIS-FLORES Etan		0:08:39.28	21	0:05:06.73	4	0:07:26.30	19	0:08:38.01	18		0:29:50.32	+0:02:31.63
18	1025	KAMELARCZYK Magnus Friis	 DEN.2002.39555	0:08:52.43	22	0:05:25.81	18	0:07:00.38	16	0:08:31.76	16		0:29:50.38	+0:02:31.69
19	1045	WENDLING Gautier		0:08:16.51	10	0:05:09.85	6	0:06:46.97	10	0:09:54.91	24		0:30:08.24	+0:02:49.55
20	1019	HLOBIL Patrik	 SUI.2002.26474	0:09:37.73	26	0:05:25.88	19	0:06:56.62	15	0:08:17.02	14		0:30:17.25	+0:02:58.56
21	1041	FAURE Jules		0:08:34.48	18	0:05:25.95	20	0:07:30.84	21	0:09:34.64	23		0:31:05.91	+0:03:47.22
22	1059	LEFFERS Carl		0:09:03.52	25	0:05:27.87	21	0:08:07.14	24	0:08:35.68	17		0:31:14.21	+0:03:55.52
23	1109	MOURA Mael		0:08:52.43	22	0:05:42.92	22	0:07:36.82	22	0:09:26.73	21		0:31:38.90	+0:04:20.21











EWS100 Results

Pos	Plate	Name Team	Nat EWS number	Stage 1	Pos	Stage 2	Pos	Stage 3	Pos	Stage 4	Pos	Penalties	Time	Gap	
EWS100 MEN Under 21															
24	1197	GUETTINGER Alexander		0:08:38.32	20	0:05:55.58	24	0:08:04.50	23	0:09:31.43	22		0:32:09.83	+0:04:51.14	
25	1110	HERMES Constantin		0:09:40.13	27	0:06:22.43	26	0:10:48.69	25	0:10:18.43	25		0:37:09.68	+0:09:50.99	
DNF	1042	FREYDIER Mahe		0:08:26.40	15										
DNF	1058	SILBERHORN Moritz		0:09:00.40	24	0:05:45.45	23								
DNS	1020	CHANTON Nicolas													
DNS	1112	FISCHER Ludwig													
DNS	1169	HALL William													
EWS100 MEN Vet 50+															
1	1165	COBB John		0:08:44.07	2	<u>0:05:15.90</u>	1	<u>0:06:57.72</u>	1	<u>0:08:20.06</u>	1		0:29:17.75		
2	1164	TARR Jonathan		<u>0:08:33.05</u>	1	0:05:23.62	2	0:07:20.80	2	0:08:42.08	2		0:29:59.55	+0:00:41.80	
3	1135	FRITZENSCHAFT Andre		0:08:54.38	3	0:05:47.45	3	0:07:35.27	3	0:09:00.97	3		0:31:18.07	+0:02:00.32	
4	1134	STOFER Markus		0:09:06.30	5	0:05:52.05	4	0:07:52.39	4	0:09:21.75	4		0:32:12.49	+0:02:54.74	

EWS100 Results

Pos	Plate	Name Team	Nat EWS number	Stage 1	Pos	Stage 2	Pos	Stage 3	Pos	Stage 4	Pos	Penalties	Time	Gap
EWS100 MEN Vet 50+														
5	1176	ABATE Emmanuel	 FRA.1969.21944	0:09:04.90	4	0:06:01.88	5	0:08:41.00	7	0:09:27.43	5		0:33:15.21	+0:03:57.46
6	1181	PARENZI Massimo	 ITA.1970.22062	0:09:10.47	7	0:06:17.72	6	0:07:54.40	5	0:10:04.28	6		0:33:26.87	+0:04:09.12
7	1296	CARRER Marco	 SUI.1967.27250	0:09:08.37	6	0:06:21.53	8	0:08:30.04	6	0:10:04.78	7		0:34:04.72	+0:04:46.97
8	1175	MARTINEZ Frederic	 FRA.1967.27250	0:09:50.80	8	0:06:18.47	7	0:09:06.92	8	0:10:32.91	9		0:35:49.10	+0:06:31.35
9	1140	SCHORDERET Alain	 SUI.1964.36955	0:10:14.87	10	0:06:29.27	10	0:09:22.04	10	0:10:10.03	8		0:36:16.21	+0:06:58.46
10	1195	RUFER Roland	 SUI.1964.36955	0:10:07.85	9	0:06:27.52	9	0:09:09.87	9	0:11:24.82	10		0:37:10.06	+0:07:52.31
EWS100 WOMEN														
1	1200	MURIGNEUX Axelle	 FRA.1967.27250	<u>0:08:37.32</u>	1	<u>0:05:42.07</u>	1	<u>0:07:26.46</u>	1	<u>0:09:17.34</u>	1		0:31:03.19	
2	1291	KUPFERSCHMIED Ramona Laura	 SUI.1998.36982	0:08:52.51	3	0:06:03.33	4	0:07:54.95	4	0:09:44.17	6		0:32:34.96	+0:01:31.77
3	1203	SCHAERER Laurane	 SUI.1991.39319	0:09:03.73	5	0:05:58.12	3	0:08:10.32	5	0:09:41.41	5		0:32:53.58	+0:01:50.39
4	1074	ARNDT Lena	 GER.1988.33220	0:09:56.27	8	0:05:50.68	2	0:07:47.10	3	0:09:23.67	2		0:32:57.72	+0:01:54.53

EWS100 Results

Pos	Plate	Name Team	Nat EWS number	Stage 1	Pos	Stage 2	Pos	Stage 3	Pos	Stage 4	Pos	Penalties	Time	Gap
EWS100 WOMEN														
5	1199	SCHAUB Nora	 +	0:08:59.92	4	0:06:06.83	5	0:08:28.97	6	0:09:24.15	3		0:32:59.87	+0:01:56.68
6	1201	WILLMANN Juliette	 + FRA.1996.39354	0:08:39.07	2	0:07:32.55	10	0:07:27.85	2	0:09:35.78	4		0:33:15.25	+0:02:12.06
7	1204	KISER Andrea	 + SUI.1988.24529	0:09:38.55	6	0:06:33.72	7	0:08:45.24	8	0:10:17.57	7		0:35:15.08	+0:04:11.89
8	1292	BINKERT Andrea	 +	0:09:41.95	7	0:06:14.12	6	0:08:33.27	7	0:11:04.65	10		0:35:33.99	+0:04:30.80
9	1289	MUOSER Joanne	 +	0:10:26.68	10	0:06:47.48	9	0:09:35.83	10	0:10:21.06	8		0:37:11.05	+0:06:07.86
10	1290	LO Angelina	 +	0:10:18.25	9	0:06:45.81	8	0:09:44.38	11	0:11:54.91	11		0:38:43.35	+0:07:40.16
11	1293	MEYRAT Geraldine	 + SUI.1988.38199	0:11:31.02	11	0:07:55.45	11	0:09:22.34	9	0:10:50.17	9		0:39:38.98	+0:08:35.79
DNF	1235	GWYNNE-EVANS Jessica May	 + RSA.1997.27851	0:13:53.48	12			0:15:38.30	12	0:14:50.68	12			
DNS	1288	VENTURA Sofia	 +											
DNS	1202	VAN KAMPEN Ysaline	 + SUI.1998.33222											

EWS100 Results

Pos	Plate	Name Team	Nat EWS number	Stage 1	Pos	Stage 2	Pos	Stage 3	Pos	Stage 4	Pos	Penalties	Time	Gap
EWS100 WOMEN Master 35+														
1	1295	KORBERG TURHAGEN Frida	SWE.1985.39627	0:10:17.44	2	<u>0:07:00.93</u>	1	<u>0:09:07.34</u>	1	0:11:08.02	2		0:37:33.73	
2	1297	CARRER-ENZ Eva		0:10:26.72	3	0:07:34.23	2	0:09:29.24	2	0:11:24.08	3		0:38:54.27	+0:01:20.54
3	1294	GEHRIG Damiana		<u>0:09:44.43</u>	1	0:08:11.70	3	0:09:56.77	3	<u>0:11:04.61</u>	1		0:38:57.51	+0:01:23.78
EWS100 WOMEN Under 21														
1	1075	RUDOLPH Franca	SUI.2001.36949	<u>0:10:05.82</u>	1	<u>0:06:35.45</u>	1	<u>0:09:54.52</u>	1	<u>0:10:05.92</u>	1		0:36:41.71	

Statistics

Entries / Nations	Finished	DNF	DSQ	DNS	Weather	Temperature	Distance	Elevation
195 / 25	165	13	0	17	Mostly Cloudy	18 °C		

DNF: did not finish · DNS: did not start · DSQ: disqualified