

























RESULTS OVERALL

Pos	Plate	Name Team	Nat EWS number	Stage 1PRO	Pos	Stage 2	Pos	Stage 3	Pos	Stage 4Q	Pos	Stage 5	Pos	Penalties	Time	Gap
MEN																
1	7	RUDE JR Richard Yeti / Fox Factory Team	 USA.1995.21739	<u>0:04:03.18</u>	1	<u>0:06:28.16</u>	1	0:04:11.16	6	<u>0:05:08.57</u>	1	0:06:44.93	3		0:26:36.00	
2	11	MELAMED Jesse Rocky Mountain Race Face	 CAN.1992.21596	0:04:07.12	2	0:06:28.85	2	0:04:09.39	3	0:05:10.35	3	0:06:46.93	5		0:26:42.64	+0:00:06.64
3	37	MAES Martin GT Factory Racing	 BEL.1997.21636	0:04:07.19	3	0:06:33.13	6	0:04:11.10	5	0:05:09.25	2	0:06:44.99	4		0:26:45.66	+0:00:09.66
4	23	LUKASIK Slawomir	 POL.1993.24876	0:04:09.61	7	0:06:32.20	4	0:04:22.00	39	0:05:13.36	6	0:06:44.60	2		0:27:01.77	+0:00:25.77
5	3	MIQUEL Kevin Specialized Racing	 FRA.1991.21704	0:04:10.90	9	0:06:29.18	3	0:04:09.03	2	0:05:24.70	21	0:06:48.57	9		0:27:02.38	+0:00:26.38
6	28	WOOLLEY Kasper Yeti / OneUp PRO Team	 CAN.1999.21348	0:04:09.20	4	0:06:32.51	5	0:04:16.22	15	0:05:15.68	10	0:06:52.87	13		0:27:06.48	+0:00:30.48
7	24	DENIAUD Youn Giant Factory Off-Road	 FRA.1996.22994	0:04:09.27	6	0:06:38.28	16	<u>0:04:08.95</u>	1	0:05:20.79	16	0:06:49.40	10		0:27:06.69	+0:00:30.69
8	8	WALKER Matthew Pivot Factory Racing	 NZL.1990.21846	0:04:09.24	5	0:06:34.74	7	0:04:17.45	17	0:05:17.91	13	0:06:47.62	8		0:27:06.96	+0:00:30.96
9	22	BORGES Jose Canyon Collective	 POR.1990.21669	0:04:10.94	10	0:06:46.48	33	0:04:11.25	7	0:05:12.42	5	0:06:47.14	6		0:27:08.23	+0:00:32.23
10	21	MOIR Jack Canyon Collective	 AUS.1994.33430	0:04:21.42	37	0:06:36.75	12	0:04:11.30	8	0:05:14.20	7	0:06:47.52	7		0:27:11.19	+0:00:35.19
11	10	JOHANSEN Zakarias Ibis Enduro Team	 SWE.1992.21863	0:04:14.68	17	0:06:35.84	10	0:04:13.70	11	0:05:14.37	8	0:06:53.51	14		0:27:12.10	+0:00:36.10
12	25	VIDAL Antoine Commencal Enduro Team	 FRA.2001.25035	0:04:12.43	12	0:06:37.39	14	0:04:13.38	10	0:05:25.69	22	<u>0:06:43.33</u>	1		0:27:12.22	+0:00:36.22












RESULTS OVERALL

Pos	Plate	Name Team	Nat EWS number	Stage 1PRO	Pos	Stage 2	Pos	Stage 3	Pos	Stage 4Q	Pos	Stage 5	Pos	Penalties	Time	Gap
MEN																
13	4	TORDO Dimitri Canyon Collective	 FRA.1993.21764	0:04:09.84	8	0:06:36.95	13	0:04:22.30	42	0:05:10.75	4	0:06:54.60	18		0:27:14.44	+0:00:38.44
14	58	FEARON Connor Kona Factory Team	 AUS.1994.24834	0:04:14.81	19	0:06:39.50	18	0:04:10.40	4	0:05:22.10	17	0:06:50.46	12		0:27:17.27	+0:00:41.27
15	31	MURRAY Charles Specialized Racing	 NZL.1996.22752	0:04:11.84	11	0:06:39.35	17	0:04:17.77	18	0:05:22.18	18	0:06:49.98	11		0:27:21.12	+0:00:45.12
16	57	VEZINA Mckay Giant Factory Off-Road	 CAN.1995.21632	0:04:13.88	15	0:06:44.50	31	0:04:11.50	9	0:05:19.17	14	0:06:54.02	15		0:27:23.07	+0:00:47.07
17	13	WALLNER Robin Ibis Enduro Team	 SWE.1988.21594	0:04:19.98	33	0:06:37.72	15	0:04:18.55	22	0:05:16.93	11	0:06:57.87	27		0:27:31.05	+0:00:55.05
18	26	HEAP Elliott Chain Reaction Cycles	 GBR.1998.21783	0:04:13.17	14	0:06:36.57	11	0:04:19.75	28	0:05:19.81	15	0:07:06.18	46		0:27:35.48	+0:00:59.48
19	54	MENJOU Irenee	 FRA.1995.22122	0:04:17.80	28	0:06:41.15	21	0:04:14.92	12	0:05:28.27	28	0:06:54.59	17		0:27:36.73	+0:01:00.73
20	62	PAULHAN Romain Santa Cruz	 FRA.1988.22706	0:04:14.60	16	0:06:45.54	32	0:04:20.85	32	0:05:22.54	19	0:06:54.79	21		0:27:38.32	+0:01:02.32
21	5	DAILLY Adrien Lapierre Zipp Collective	 FRA.1996.21677	0:04:24.77	47	0:06:47.39	34	0:04:16.80	16	0:05:15.67	9	0:06:55.29	22		0:27:39.92	+0:01:03.92
22	27	OTON Damien Orbea FOX Enduro Team	 FRA.1987.21728	0:04:18.29	30	0:06:35.12	8	0:04:21.20	36	0:05:30.85	33	0:06:54.60	18		0:27:40.06	+0:01:04.06
23	55	TEXTOR Christian Team BULLS	 GER.1990.22845	0:04:15.38	21	0:06:42.72	27	0:04:19.08	24	0:05:26.40	26	0:06:57.83	26		0:27:41.41	+0:01:05.41
24	14	LUCAS Cole Ibis Enduro Team	 NZL.1998.23013	0:04:15.35	20	0:06:41.66	23	0:04:21.05	35	0:05:25.96	24	0:06:59.70	28		0:27:43.72	+0:01:07.72

RESULTS OVERALL

Pos	Plate	Name Team	Nat EWS number	Stage 1PRO	Pos	Stage 2	Pos	Stage 3	Pos	Stage 4Q	Pos	Stage 5	Pos	Penalties	Time	Gap
MEN																
25	32	GALY Theo Sunn French Connexion By Alpe D'Huez	FRA.1990.21691	0:04:16.88	24	0:06:42.12	24	0:04:23.74	43	0:05:23.50	20	0:07:00.00	30		0:27:46.24	+0:01:10.24
26	15	NEER Shawn Yeti / Fox Factory Team	USA.1991.21712	0:04:18.48	32	0:06:35.52	9	0:04:18.78	23	0:05:31.43	34	0:07:03.55	39		0:27:47.76	+0:01:11.76
27	38	CALLAGHAN Gregory Devinci Global Racing	IRL.1991.21827	0:04:17.09	25	0:06:44.37	30	0:04:20.03	30	0:05:26.75	27	0:07:01.37	33		0:27:49.61	+0:01:13.61
28	2	NICOLAI Florian Trek Factory Racing	FRA.1993.21749	0:04:16.76	23	0:06:40.25	19	0:04:26.63	49	0:05:34.13	42	0:06:57.34	25		0:27:55.11	+0:01:19.11
29	59	LARBEYOU Guillaume Sunn French Connexion By Alpe D'Huez	FRA.1994.25575	0:04:25.00	48	0:06:42.35	25	0:04:27.65	53	0:05:25.92	23	0:06:55.92	24		0:27:56.84	+0:01:20.84
30	83	AGURTO GALLEGUILLOS Felipe Ignacio	CHI.2000.22474	0:04:20.38	35	0:06:48.28	35	0:04:15.55	13	0:05:33.22	39	0:07:00.56	31		0:27:57.99	+0:01:21.99
31	6	GAUVIN Remi Rocky Mountain Race Face	CAN.1992.21624	0:04:20.03	34	0:06:50.18	38	0:04:19.88	29	0:05:30.18	32	0:07:03.10	37		0:28:03.37	+0:01:27.37
32	1	HILL Samuel Chain Reaction Cycles	AUS.1985.21775	0:04:24.31	45	0:06:54.57	46	0:04:17.80	19	0:05:26.14	25	0:07:04.34	43		0:28:07.16	+0:01:31.16
33	79	WRIGHT Keegan Devinci Global Racing	NZL.1996.21734	0:04:22.60	41	0:06:52.52	42	0:04:19.53	27	0:05:29.07	31	0:07:04.17	41		0:28:07.89	+0:01:31.89
34	36	JEANDEL Louis Sunn French Connexion By Alpe D'Huez	FRA.1998.22140	0:04:21.80	38	0:06:43.48	28	0:04:31.73	66	0:05:28.36	29	0:07:02.78	36		0:28:08.15	+0:01:32.15

RESULTS OVERALL

Pos	Plate	Name Team	Nat EWS number	Stage 1PRO	Pos Stage 2	Pos Stage 3	Pos Stage 4Q	Pos Stage 5	Pos Penalties	Time	Gap				
MEN															
35	77	SERVANT Camille	 FRA.1994.22691	0:04:22.24	40	0:06:52.53	43	0:04:17.97	20	0:05:33.57	41	0:07:02.47	35	0:28:08.78	+0:01:32.78
36	29	VENDEMMIA Mirco Fastlight-Abetone	 ITA.1998.21871	0:04:48.64	113	0:06:41.19	22	0:04:28.82	58	0:05:17.45	12	0:06:54.35	16	0:28:10.45	+0:01:34.45
37	64	CARBALLO GONZALEZ Edgar Orbea FOX Enduro Team	 ESP.1988.30531	0:04:16.05	22	0:06:56.30	53	0:04:20.93	34	0:05:33.00	37	0:07:04.30	42	0:28:10.58	+0:01:34.58
38	75	FRANCK Gilles	 BEL.2000.22291	0:04:25.27	49	0:06:52.03	41	0:04:18.13	21	0:05:35.94	47	0:07:05.03	44	0:28:16.40	+0:01:40.40
39	56	SECONDI Nathan Fulgur Factory Team	 FRA.1999.22133	0:04:18.43	31	0:06:54.85	47	0:04:22.10	40	0:05:41.86	55	0:06:59.90	29	0:28:17.14	+0:01:41.14
40	34	CHARLES Clement Rossignol Factory Team	 FRA.1994.22206	0:04:17.73	27	0:07:11.75	80	0:04:19.09	25	0:05:28.50	30	0:07:00.79	32	0:28:17.86	+0:01:41.86
41	39	VERNER Rhys Forbidden Synthesis	 CAN.1997.22407	0:04:17.21	26	0:07:17.72	97	0:04:16.09	14	0:05:32.43	36	0:06:54.66	20	0:28:18.11	+0:01:42.11
42	84	KRASNY Carter	 CAN.1999.22027	0:04:26.40	55	0:06:51.53	40	0:04:24.30	45	0:05:35.43	44	0:07:03.50	38	0:28:21.16	+0:01:45.16
43	71	GARAY TAMAYO Iago Santa Cruz	 ESP.1991.21707	0:04:25.64	50	0:06:55.00	48	0:04:19.10	26	0:05:39.19	51	0:07:06.08	45	0:28:25.01	+0:01:49.01
44	155	RICARD Philippe	 CAN.1997.22407	0:04:20.65	36	0:07:01.21	60	0:04:22.20	41	0:05:33.03	38	0:07:18.08	69	0:28:35.17	+0:01:59.17
45	76	DRACH Torben	 GER.1998.22419	0:04:28.67	64	0:06:52.86	44	0:04:26.69	50	0:05:36.77	48	0:07:11.63	57	0:28:36.62	+0:02:00.62

RESULTS OVERALL












Pos	Plate	Name Team	Nat EWS number	Stage 1PRO	Pos	Stage 2	Pos	Stage 3	Pos	Stage 4Q	Pos	Stage 5	Pos	Penalties	Time	Gap
MEN																
46	99	WALL Evan Orbea FOX Enduro Team	CAN.1999.23531	0:04:25.88	53	0:07:02.10	63	0:04:24.10	44	0:05:39.55	52	0:07:07.39	48		0:28:39.02	+0:02:03.02
47	60	LUTHI Patrick	SUI.1992.22607	0:04:22.96	42	0:06:48.62	36	0:04:27.80	55	0:05:32.19	35	0:07:28.36	89		0:28:39.93	+0:02:03.93
48	177	WEBER Basil	SUI.1992.35964	0:04:25.78	52	0:07:10.00	76	0:04:21.68	38	0:05:48.70	68	0:06:55.48	23		0:28:41.64	+0:02:05.64
49	66	GAILLOT Baptiste	FRA.1991.21771	0:04:23.20	44	0:06:55.20	50	0:04:31.18	64	0:05:46.52	63	0:07:07.91	49		0:28:44.01	+0:02:08.01
50	90	HEBERT Ambroise	FRA.1993.21934	0:04:24.71	46	0:06:55.26	51	0:04:29.39	61	0:05:45.50	60	0:07:09.71	52		0:28:44.57	+0:02:08.57
51	85	SELF Daniel Theory Global Enduro Team	NZL.1998.21834	0:04:27.32	60	0:07:10.97	79	0:04:27.08	51	0:05:33.28	40	0:07:06.61	47		0:28:45.26	+0:02:09.26
52	70	BLAIR Lachlan Orange Factory Racing	GBR.1995.21426	0:04:22.99	43	0:06:58.07	55	0:04:32.30	68	0:05:42.17	56	0:07:11.17	55		0:28:46.70	+0:02:10.70
53	78	MACARTHUR Glenn	FRA.2000.22879	0:04:33.58	78	0:06:55.38	52	0:04:26.08	47	0:05:41.50	54	0:07:12.34	59		0:28:48.88	+0:02:12.88
54	112	GALLAGHER Christopher	GBR.1993.23014	0:04:26.06	54	0:07:06.35	70	0:04:27.33	52	0:05:41.40	53	0:07:10.89	54		0:28:52.03	+0:02:16.03
55	72	GRANT Kelan Chain Reaction Cycles	IRL.1993.21773	0:04:22.13	39	0:07:12.31	82	0:04:25.85	46	0:05:36.77	48	0:07:15.08	64		0:28:52.14	+0:02:16.14
56	93	BERNET Jonas	SUI.1994.33390	0:04:28.19	63	0:07:02.74	64	0:04:26.12	48	0:05:45.90	61	0:07:09.21	51		0:28:52.16	+0:02:16.16
57	81	RICHARDSON John	USA.1999.22929	0:04:33.53	77	0:06:59.35	56	0:04:34.05	73	0:05:34.78	43	0:07:11.54	56		0:28:53.25	+0:02:17.25














RESULTS OVERALL

Pos	Plate	Name Team	Nat EWS number	Stage 1PRO	Pos	Stage 2	Pos	Stage 3	Pos	Stage 4Q	Pos	Stage 5	Pos	Penalties	Time	Gap
MEN																
58	97	MOROTTI Hugo	 FRA.2000.24522	0:04:31.85	71	0:07:15.64	92	0:04:28.13	57	0:05:35.55	45	0:07:11.90	58		0:29:03.07	+0:02:27.07
59	86	CONNELL Joseph Orange Factory Racing	 GBR.1994.21745	0:04:27.29	59	0:07:03.85	67	0:04:32.45	69	0:05:44.55	59	0:07:14.96	63		0:29:03.10	+0:02:27.10
60	80	BENOIT Clement	 FRA.1991.21770	0:04:29.21	65	0:06:52.91	45	0:04:35.67	77	0:05:46.75	64	0:07:19.43	70		0:29:03.97	+0:02:27.97
61	87	PFEIL Max	 GER.1998.27442	0:04:31.33	69	0:07:02.85	65	0:04:31.85	67	0:05:48.02	66	0:07:14.23	62		0:29:08.28	+0:02:32.28
62	115	TEJCHMAN Premek	 CZE.1988.22389	0:04:30.98	68	0:07:05.54	69	0:04:29.38	60	0:05:53.50	74	0:07:09.87	53		0:29:09.27	+0:02:33.27
63	61	TORRALBA GARASA Juan Gabriel Orbea FOX Enduro Team	 ESP.1997.21633	0:04:49.17	118	0:07:00.10	59	0:04:29.18	59	0:05:37.20	50	0:07:15.52	65		0:29:11.17	+0:02:35.17
64	88	CIRIEGO Maxime	 FRA.1997.34167	0:04:27.11	57	0:07:01.52	61	0:04:27.67	54	0:06:04.25	99	0:07:12.91	61		0:29:13.46	+0:02:37.46
65	140	TRAINER Myles	 USA.1992.22401	0:04:31.35	70	0:07:19.85	100	0:04:32.88	71	0:05:43.52	58	0:07:08.31	50		0:29:15.91	+0:02:39.91
66	124	KNAPEC Martin	 SVK.1994.26017	0:04:39.80	91	0:06:59.75	57	0:04:34.12	74	0:05:42.96	57	0:07:26.04	83		0:29:22.67	+0:02:46.67
67	74	CASADEI Nicola	 ITA.1989.21878	0:04:27.44	61	0:07:03.23	66	0:04:36.97	81	0:05:57.73	80	0:07:17.87	68		0:29:23.24	+0:02:47.24
68	17	CHAPUIS Maxime	 SUI.1994.22784	0:04:27.59	62	0:07:01.61	62	0:04:30.82	63	0:05:57.94	82	0:07:34.92	104		0:29:32.88	+0:02:56.88

RESULTS OVERALL

Pos	Plate	Name Team	Nat EWS number	Stage 1PRO	Pos	Stage 2	Pos	Stage 3	Pos	Stage 4Q	Pos	Stage 5	Pos	Penalties	Time	Gap
MEN																
69	108	LORENZ Mehdi	 SUI.1993.27619	0:04:33.88	79	0:07:15.68	93	0:04:31.55	65	0:05:51.49	71	0:07:20.92	74		0:29:33.52	+0:02:57.52
70	163	OMDAL Oskar	 NOR.2000.32277	0:04:32.79	75	0:07:13.82	87	0:04:34.68	75	0:05:51.72	72	0:07:20.66	73		0:29:33.67	+0:02:57.67
71	100	TOOKE Jacob	 CAN.1999.22078	0:04:35.57	82	0:07:10.65	78	0:04:35.51	76	0:05:48.65	67	0:07:24.63	79		0:29:35.01	+0:02:59.01
72	154	HUTCHENS Chris	 GBR.1989.22999	0:04:36.26	84	0:07:04.75	68	0:04:36.95	80	0:05:56.73	77	0:07:22.07	76		0:29:36.76	+0:03:00.76
73	96	ESCUDIER Thomas	 FRA.1991.21945	0:04:34.44	81	0:07:14.55	88	0:04:37.75	86	0:05:54.28	75	0:07:19.99	71		0:29:41.01	+0:03:05.01
74	94	JONES Jono	 GBR.1994.37370	0:04:32.68	74	0:07:09.97	75	0:04:32.77	70	0:05:56.73	77	0:07:30.69	96		0:29:42.84	+0:03:06.84
75	67	KANGAS Oliwer	 SWE.1992.33903	0:04:27.16	58	0:06:48.76	37	0:05:47.84	139	0:05:35.89	46	0:07:03.94	40		0:29:43.59	+0:03:07.59
76	68	FRANCARDO Tommaso	 ITA.1997.22813	0:04:27.01	56	0:06:56.84	54	0:04:21.60	37	0:06:51.15	126	0:07:12.51	60		0:29:49.11	+0:03:13.11
77	111	BURNS CONTRERAS Jeronimo	 CHI.2000.33352	0:04:39.18	89	0:07:08.10	72	0:04:37.72	85	0:06:00.38	92	0:07:26.72	86		0:29:52.10	+0:03:16.10
78	63	NATION Joseph Pole Enduro Race Team	 NZL.1989.21670	0:04:17.98	29	0:06:42.58	26	0:04:20.30	31	0:07:32.23	130	0:07:02.26	34		0:29:55.35	+0:03:19.35
79	110	CARROLL Gavin	 IRL.1993.35848	0:04:49.06	117	0:07:09.02	73	0:04:42.38	97	0:05:57.83	81	0:07:17.62	67		0:29:55.91	+0:03:19.91

RESULTS OVERALL

Pos	Plate	Name Team	Nat EWS number	Stage 1PRO	Pos Stage 2	Pos Stage 3	Pos Stage 4Q	Pos Stage 5	Pos Penalties	Time	Gap				
MEN															
80	133	RENZ Daniel	 GER.1996.26028	0:04:45.75	105	0:07:13.03	85	0:04:37.98	87	0:05:58.60	85	0:07:22.64	77	0:29:58.00	+0:03:22.00
81	92	WILSON Thomas Orange Factory Racing	 GBR.2000.22553	0:04:30.81	67	0:07:12.27	81	0:04:47.84	109	0:06:01.10	95	0:07:26.29	84	0:29:58.31	+0:03:22.31
82	162	FAGERBERG Philip	 SWE.1996.25802	0:04:44.75	102	0:07:15.28	90	0:04:40.23	92	0:05:51.79	73	0:07:26.68	85	0:29:58.73	+0:03:22.73
83	167	BISSON Zian	 FRA.2000.26059	0:04:52.31	125	0:07:15.40	91	0:04:34.03	72	0:05:58.60	85	0:07:20.25	72	0:30:00.59	+0:03:24.59
84	119	GROTTI Nicola Fastlight-Abetone	 ITA.2000.21925	0:04:39.75	90	0:07:15.72	94	0:04:41.43	95	0:05:58.10	83	0:07:26.90	87	0:30:01.90	+0:03:25.90
85	179	BAHLER Jonas	 SUI.1987.21706	0:04:42.34	97	0:07:26.27	113	0:04:36.35	79	0:05:58.15	84	0:07:21.45	75	0:30:04.56	+0:03:28.56
86	118	MUELLER Igor WeRide Racing Team	 SUI.1996.22665	0:04:45.07	103	0:07:28.85	117	0:04:37.33	83	0:05:51.14	70	0:07:24.37	78	0:30:06.76	+0:03:30.76
87	120	MIHALKOVITS Peter	 AUT.1993.23608	0:04:46.93	107	0:07:23.95	104	0:04:40.32	93	0:05:50.48	69	0:07:30.65	94	0:30:12.33	+0:03:36.33
88	138	OPPLIGER Timothee	 SUI.1992.21701	0:04:47.09	109	0:07:17.67	96	0:04:40.87	94	0:05:59.05	87	0:07:30.40	93	0:30:15.08	+0:03:39.08
89	104	ARNAUD Quentin Sunn French Connexion By Alpe D'Huez	 FRA.1994.22628	0:04:41.13	94	0:07:25.58	110	0:04:44.57	101	0:06:00.35	91	0:07:24.82	81	0:30:16.45	+0:03:40.45
90	82	IENZER Emeric	 FRA.1999.31862	0:04:36.18	83	0:07:12.42	83	0:04:46.74	107	0:06:07.93	106	0:07:33.57	100	0:30:16.84	+0:03:40.84













RESULTS OVERALL

Pos	Plate	Name Team	Nat EWS number	Stage 1PRO	Pos	Stage 2	Pos	Stage 3	Pos	Stage 4Q	Pos	Stage 5	Pos	Penalties	Time	Gap
MEN																
91	105	JANSER Robin	SUI.2000.25837	0:04:45.49	104	0:07:12.95	84	0:04:38.28	88	0:06:10.32	110	0:07:30.01	92		0:30:17.05	+0:03:41.05
92	136	HOBON CARRASCO Pablo	CHI.1992.33496	0:04:48.22	110	0:07:16.92	95	0:04:39.53	90	0:05:59.50	89	0:07:34.46	103		0:30:18.63	+0:03:42.63
93	117	VOTH Janik	GER.1997.25435	0:05:00.97	139	0:07:06.78	71	0:04:37.02	82	0:05:46.15	62	0:07:51.86	120		0:30:22.78	+0:03:46.78
94	147	DALPIAN Davide	ITA.1997.21865	0:04:54.31	128	0:07:19.10	98	0:04:41.87	96	0:05:59.13	88	0:07:28.96	90		0:30:23.37	+0:03:47.37
95	126	DERKUM Christian	GER.1991.23043	0:04:48.70	114	0:07:13.15	86	0:04:48.68	111	0:06:03.80	97	0:07:34.18	102		0:30:28.51	+0:03:52.51
96	130	BEAN Nicolas Theory Global Enduro Team	USA.1999.22730	0:04:51.07	123	0:07:24.32	107	0:04:45.18	102	0:06:03.90	98	0:07:24.79	80		0:30:29.26	+0:03:53.26
97	174	WERRES Florian	GER.1999.36669	0:04:36.87	85	0:07:29.25	118	0:04:45.20	103	0:06:12.02	113	0:07:27.28	88		0:30:30.62	+0:03:54.62
98	172	HASSFELD Joel	GER.1998.33907	0:04:42.67	100	0:07:24.72	108	0:04:42.97	98	0:06:05.00	102	0:07:39.03	109		0:30:34.39	+0:03:58.39
99	123	MARFURT Silvan	SUI.1988.22319	0:04:46.30	106	0:07:19.35	99	0:04:45.32	104	0:06:11.70	112	0:07:33.67	101		0:30:36.34	+0:04:00.34
100	182	LEONHARDT Konstantin	GER.1996.35481	0:04:42.42	98	0:07:31.95	121	0:04:50.33	114	0:06:01.06	94	0:07:30.65	94		0:30:36.41	+0:04:00.41
101	102	RYAN Fergus	GBR.1993.22458	0:04:54.77	130	0:07:23.97	105	0:04:43.53	99	0:06:06.85	104	0:07:29.54	91		0:30:38.66	+0:04:02.66
102	107	DIEU Antonio	FRA.1989.26701	0:04:42.13	96	0:07:26.65	116	0:04:50.10	113	0:06:07.40	105	0:07:36.35	106		0:30:42.63	+0:04:06.63












RESULTS OVERALL

Pos	Plate	Name Team	Nat EWS number	Stage 1PRO	Pos	Stage 2	Pos	Stage 3	Pos	Stage 4Q	Pos	Stage 5	Pos	Penalties	Time	Gap
MEN																
103	116	SUKCHANYA Chinnapat		0:04:40.77	93	0:07:32.02	123	0:04:46.17	105	0:06:19.22	119	0:07:25.54	82		0:30:43.72	+0:04:07.72
104	137	LANDMARK Ola Javold	 NOR.1999.25289	0:04:43.68	101	0:07:40.78	129	0:04:48.85	112	0:06:00.46	93	0:07:30.73	97		0:30:44.50	+0:04:08.50
105	103	LUPATO Alex	 ITA.1989.22851	0:04:54.43	129	0:07:15.14	89	0:05:02.96	129	0:05:56.78	79	0:07:35.28	105		0:30:44.59	+0:04:08.59
106	178	WEBER Myles	 SUI.1996.35963	0:05:00.43	138	0:07:20.00	101	0:04:38.55	89	0:06:08.17	107	0:07:45.48	116		0:30:52.63	+0:04:16.63
107	148	DODINO Giacomo	 ITA.1994.22466	0:04:50.21	121	0:07:26.27	113	0:04:52.11	116	0:06:15.62	115	0:07:31.34	98		0:30:55.55	+0:04:19.55
108	164	ANGIOLINI Sebastien	 SUI.1993.21614	0:04:57.33	135	0:07:26.04	112	0:04:47.34	108	0:06:04.48	100	0:07:45.93	117		0:31:01.12	+0:04:25.12
109	169	TUCKER Richard	 GBR.1991.36353	0:04:47.00	108	0:07:25.75	111	0:04:48.23	110	0:06:13.38	114	0:07:47.21	119		0:31:01.57	+0:04:25.57
110	165	JENNI Luca	 SUI.1999.36806	0:04:48.47	111	0:07:23.00	103	0:04:55.36	123	0:06:09.65	108	0:07:45.27	115		0:31:01.75	+0:04:25.75
111	168	BAILLIF Florent	 SUI.1998.32580	0:04:53.43	127	0:07:31.03	120	0:04:46.32	106	0:06:10.53	111	0:07:42.05	112		0:31:03.36	+0:04:27.36
112	122	SCHWENK Robert	 GER.1994.23041	0:04:48.75	115	0:07:26.27	113	0:04:53.25	118	0:06:16.28	116	0:07:39.95	110		0:31:04.50	+0:04:28.50
113	132	DEMUYLDER Jonas	 BEL.1997.25196	0:04:56.00	131	0:07:38.11	125	0:04:53.57	120	0:06:09.65	108	0:07:44.59	113		0:31:21.92	+0:04:45.92
114	157	DOYLE Thomas		0:04:51.80	124	0:07:24.27	106	0:05:21.35	136	0:06:02.67	96	0:07:41.95	111		0:31:22.04	+0:04:46.04












RESULTS OVERALL

Pos	Plate	Name Team	Nat EWS number	Stage 1PRO	Pos	Stage 2	Pos	Stage 3	Pos	Stage 4Q	Pos	Stage 5	Pos	Penalties	Time	Gap
MEN																
115	129	MARCHESE Francesco Mad Wheels - Enduro Team	 ITA.2000.32885	0:04:48.75	115	0:07:29.45	119	0:05:07.77	132	0:06:04.90	101	0:07:57.16	122		0:31:28.03	+0:04:52.03
116	166	SEYDOUX Liam	 SUI.2000.23170	0:04:49.78	119	0:07:40.45	128	0:04:53.87	121	0:06:32.00	121	0:07:32.22	99		0:31:28.32	+0:04:52.32
117	149	BERTUSSI Florian	 FRA.1995.26303	0:04:56.61	132	0:07:31.95	121	0:05:01.93	128	0:06:22.50	120	0:07:47.15	118		0:31:40.14	+0:05:04.14
118	125	KOLAR Michael	 SVK.1992.30439	0:04:59.38	136	0:07:22.58	102	0:04:54.35	122	0:06:17.15	117	0:08:13.40	124		0:31:46.86	+0:05:10.86
119	146	LUPATO Denny	 ITA.1992.22852	0:04:52.44	126	0:07:48.22	131	0:04:52.30	117	0:05:59.67	90	0:08:20.96	128		0:31:53.59	+0:05:17.59
120	176	SCHELBERT Aron	 SUI.2000.24501	0:05:04.26	140	0:07:39.57	126	0:04:56.60	125	0:06:33.00	123	0:07:53.02	121		0:32:06.45	+0:05:30.45
121	151	KUECHLER Robin	 SUI.2000.23149	0:05:09.19	143	0:07:39.85	127	0:04:57.37	127	0:06:17.92	118	0:08:15.60	125		0:32:19.93	+0:05:43.93
122	183	BARICH Leopold	 GER.1998.22342	0:05:06.13	142	0:07:50.55	132	0:05:06.45	131	0:06:37.42	124	0:07:44.73	114		0:32:25.28	+0:05:49.28
123	109	ROSSI Saben	 USA.1985.23371	0:04:48.57	112	0:09:06.31	137	0:04:52.07	115	0:06:06.12	103	0:07:36.93	107		0:32:30.00	+0:05:54.00
124	156	POULSON Anthony	 CAN.1992.23190	0:04:38.16	87	0:10:18.12	138	0:04:36.24	78	0:05:46.90	65	0:07:16.55	66		0:32:35.97	+0:05:59.97
125	150	GUERIN Cedric	 FRA.1992.23190	0:05:11.57	144	0:07:46.60	130	0:05:11.82	134	0:06:41.10	125	0:08:16.18	126		0:33:07.27	+0:06:31.27
126	128	GIACOBINI Stefano Mad Wheels - Enduro Team	 ITA.2000.22864	0:05:12.55	146	0:07:59.20	134	0:05:12.10	135	0:06:53.10	127	0:08:03.48	123		0:33:20.43	+0:06:44.43

RESULTS OVERALL

Pos	Plate	Name Team	Nat EWS number	Stage 1PRO	Pos	Stage 2	Pos	Stage 3	Pos	Stage 4Q	Pos	Stage 5	Pos	Penalties	Time	Gap
MEN																
127	144	STEFANSSON Jonas	 ISL.1988.22287	0:05:11.95	145	0:07:59.12	133	0:05:30.60	138	0:07:07.37	128	0:08:20.52	127		0:34:09.56	+0:07:33.56
128	181	CHRIST Jan	 GER.1998.25376	0:04:57.20	134	0:10:46.38	139	0:04:56.97	126	0:06:32.20	122	0:07:39.02	108		0:34:51.77	+0:08:15.77
DNF	106	PETER Stefan	 SUI.1992.23004	0:04:40.65	92	0:06:55.05	49	0:04:44.45	100	0:05:55.50	76					
DNF	180	SCHROETTER Dennis	 GER.2000.21402	0:05:06.05	141	0:08:10.19	135	0:05:05.37	130	0:07:13.87	129					
DNF	73	PESENTI Marcello	 ITA.1994.21853	0:04:38.33	88	0:06:51.08	39	0:04:27.95	56	0:17:17.05	131					
DNF	30	PIGEON Hugo Scott SR Suntour Enduro Team	 FRA.1996.23507	0:04:12.87	13	0:06:41.07	20	0:04:20.87	33							
DNF	159	LARSSON Adam	 SWE.2000.30837	0:04:32.35	73	0:07:36.35	124	0:04:30.77	62							
DNF	33	STONE Brady Theory Global Enduro Team	 NZL.2000.23119	0:04:14.79	18	0:06:43.88	29	0:04:37.33	83							
DNF	65	CURE Alexandre	 FRA.1993.21675	0:04:29.30	66	0:07:00.04	58	0:04:40.08	91							
DNF	95	DAUMAS Theo	 FRA.1996.21873	0:04:32.21	72	0:07:09.89	74	0:04:53.32	119							
DNF	145	MARI MARI Mariano	 ESP.1997.22453	0:04:49.84	120	0:07:25.55	109	0:04:56.08	124							

RESULTS OVERALL

Pos	Plate	Name Team	Nat EWS number	Stage 1PRO	Pos	Stage 2	Pos	Stage 3	Pos	Stage 4Q	Pos	Stage 5	Pos	Penalties	Time	Gap
DNF	175	WUENSCHER Anton Lauritz	 GER.1993.33245	0:04:34.05	80	0:07:10.22	77	0:05:10.17	133							
DNF	171	SCHNETTLER Christoph Felix	 GER.1992.33926	0:04:41.27	95	0:24:53.03	140	0:05:25.60	137							
DNF	134	HANEL Matthias	 GER.1996.23046	0:04:59.50	137	0:08:11.47	136									
DNF	35	PERSAK Vid Orbea FOX Enduro Team	 SLO.1996.22810	0:04:25.75	51											
DNF	121	LOEFFLER Christian	 GER.1993.23169	0:04:32.80	76											
DNF	161	HAMMAR Tim	 SWE.1990.36752	0:04:38.11	86											
DNF	152	WIDMER Mirco	 SUI.1988.21848	0:04:42.46	99											
DNF	89	FRESQUET Axel Urge Pyrenees Gravity	 FRA.1998.23081	0:04:50.54	122											
DNF	16	WILDHABER Gustav Cube Action Team	 SUI.1988.21848	0:04:57.14	133											
DNF	135	VOTH Laurin	 GER.2000.25451													
DNS	153	SHIRLEY James	 GBR.1989.22351													

RESULTS OVERALL

Pos	Plate	Name Team	Nat EWS number	Stage 1PRO	Pos Stage 2	Pos Stage 3	Pos Stage 4Q	Pos Stage 5	Pos Penalties	Time	Gap				
MEN															
DNS	114	WOLFE Daniel	 IRL.1988.22250												
DNS	101	SWANBECK Daniel	 SWE.1990.32435												
DNS	98	FRIGOUT Lucas Sunn French Connexion By Alpe D'Huez	 FRA.1993.22829												
DNS	173	WILLNER Nick	 GER.1999.22551												
DNS	143	LOMBARDI Matthew	 RSA.1997.25034												
DNS	142	DOMMEN Nik	 USA.1993.24569												
DNS	131	WILLIAMS Robert	 GBR.1990.22515												
DNS	12	JOHNSON Leigh Pole Enduro Race Team	 GBR.1996.22603												
MEN Master 35+															
1	259	AMOUR Karim	 FRA.1975.21696	<u>0:04:36.52</u>	1	0:07:19.00	2	<u>0:04:40.15</u>	1	<u>0:05:51.50</u>	1	<u>0:07:21.43</u>	1	0:29:48.60	
2	266	NEGRO Claudio	 SUI.1985.22754	0:04:57.58	3	0:07:35.13	4	0:04:57.13	4	0:06:19.50	4	0:07:36.51	2	0:31:25.85	+0:01:37.25
3	261	CORRE Ludovic	 FRA.1983.21638	0:04:59.80	4	0:07:32.66	3	0:04:55.38	3	0:06:21.55	5	0:07:48.29	3	0:31:37.68	+0:01:49.08

RESULTS OVERALL

Pos	Plate	Name Team	Nat EWS number	Stage 1PRO	Pos Stage 2	Pos Stage 3	Pos Stage 4Q	Pos Stage 5	Pos Penalties	Time	Gap				
MEN Master 35+															
4	262	VESENBECKH Adrian	GER.1979.33219	0:04:46.30	2	<u>0:07:16.29</u>	1	0:04:47.72	2	0:05:57.90	2	0:08:51.11	9	0:31:39.32	+0:01:50.72
5	271	MOESLE Niklaus	SUI.1985.22800	0:05:14.03	8	0:07:40.87	5	0:05:08.33	7	0:06:16.04	3	0:07:54.58	5	0:32:13.85	+0:02:25.25
6	267	MAGNEA Clement	FRA.1985.21414	0:05:05.47	5	0:07:46.38	6	0:05:05.00	6	0:06:36.92	7	0:07:53.18	4	0:32:26.95	+0:02:38.35
7	274	SALAMIN Raphael	SUI.1972.33723	0:05:13.75	7	0:08:03.02	7	0:05:04.22	5	0:06:26.50	6	0:08:00.87	6	0:32:48.36	+0:02:59.76
8	272	BODEUX Xavier	BEL.1976.21936	0:05:27.75	10	0:08:10.62	8	0:05:14.28	8	0:06:41.88	8	0:08:32.90	8	0:34:07.43	+0:04:18.83
9	264	CALVEZ Mathieu Urge Pyrenees Gravity	FRA.1986.22152	0:05:23.03	9	0:08:14.32	9	0:05:34.83	11	0:06:49.75	9	0:08:20.43	7	0:34:22.36	+0:04:33.76
10	270	SURBALLE Emiliano	ARG.1978.24423	0:05:46.53	14	0:08:19.90	10	0:05:32.78	10	0:07:24.87	11	0:09:01.00	11	0:36:05.08	+0:06:16.48
11	263	DAUMAS Eric	FRA.1968.22075	0:05:46.02	13	0:08:39.87	13	0:05:35.67	12	0:07:16.30	10	0:08:53.64	10	0:36:11.50	+0:06:22.90
12	275	HUGHES David	IRL.1971.21814	0:06:10.12	15	0:08:37.25	12	0:05:48.03	13	0:07:36.05	12	0:09:09.76	12	0:37:21.21	+0:07:32.61
DNF	260	SCOTT Darren	GBR.1971.22334	0:05:07.01	6	0:08:25.47	11	0:05:16.53	9						
DNF	269	PAJMA Martin	CZE.1977.22282	0:05:31.18	11	0:09:01.61	14	0:05:54.41	14						
DNF	273	FELLGETT Theo	GBR.1986.38997	0:05:45.83	12										



RESULTS OVERALL

Pos	Plate	Name Team	Nat EWS number	Stage 1PRO	Pos Stage 2	Pos Stage 3	Pos Stage 4Q	Pos Stage 5	Pos Penalties	Time	Gap				
MEN Master 35+															
DNS	268	MICHALEK Viktor	 SVK.1980.35835												
MEN Under 21															
1	204	CAMOIN Francesco Specialized Racing	 FRA.2001.23545	0:04:25.45	3	<u>0:06:50.12</u>	1	0:04:25.66	3	0:05:31.38	2	0:07:07.33	8	0:28:19.94	
2	206	STERCKX Nathan	 CAN.2001.22631	0:04:33.45	14	0:07:04.98	7	0:04:28.22	8	0:05:33.47	4	<u>0:06:55.31</u>	1	0:28:35.43	+0:00:15.49
3	237	MORGAN Myles	 USA.2001.24399	0:04:30.67	6	0:07:06.20	10	0:04:26.63	4	0:05:32.15	3	0:07:05.78	5	0:28:41.43	+0:00:21.49
4	226	PIERCY Jack Commencal Enduro Team	 GBR.2004.36927	0:04:23.29	2	0:07:05.42	9	<u>0:04:23.30</u>	1	0:05:40.90	10	0:07:10.99	11	0:28:43.90	+0:00:23.96
5	235	MENZIES Jack Forbidden Synthesis	 CAN.2001.22519	0:04:32.74	13	0:06:58.70	3	0:04:27.42	7	0:05:41.50	11	0:07:05.11	4	0:28:45.47	+0:00:25.53
6	236	HANCOCK Emmett	 CAN.2002.37051	0:04:39.99	19	0:07:06.32	11	0:04:32.82	14	<u>0:05:30.28</u>	1	0:07:04.30	3	0:28:53.71	+0:00:33.77
7	207	WARNET Manu	 NED.2001.26267	0:04:34.42	16	0:07:07.00	14	0:04:33.35	16	0:05:35.47	6	0:07:10.38	10	0:29:00.62	+0:00:40.68
8	223	RYYNANEN Tarmo	 FIN.2002.31950	0:04:31.67	9	0:07:04.98	7	0:04:28.90	9	0:05:42.00	13	0:07:14.92	18	0:29:02.47	+0:00:42.53
9	228	LANI Martino	 ITA.2001.22164	0:04:31.70	10	0:07:14.53	19	0:04:30.23	11	0:05:41.55	12	0:07:07.25	7	0:29:05.26	+0:00:45.32
10	208	ARNAUD Nans	 FRA.2004.35462	0:04:53.81	32	0:07:04.13	6	0:04:26.85	5	0:05:36.68	7	0:07:06.32	6	0:29:07.79	+0:00:47.85

RESULTS OVERALL

Pos	Plate	Name Team	Nat EWS number	Stage 1PRO	Pos Stage 2	Pos Stage 3	Pos Stage 4Q	Pos Stage 5	Pos Penalties	Time	Gap				
MEN Under 21															
11	222	BERTINI Lisandru Lapierre Zipp Collective	FRA.2004.36198	0:04:31.37	8	0:07:10.90	16	0:04:32.94	15	0:05:42.20	14	0:07:13.65	15	0:29:11.06	+0:00:51.12
12	255	SANCHEZ SALAZAR Camilo	COL.2001.23288	0:04:32.38	12	0:07:11.77	17	0:04:27.37	6	0:05:50.60	19	0:07:11.31	12	0:29:13.43	+0:00:53.49
13	205	ICARDO Alexis Theory Global Enduro Team	FRA.2003.31902	0:04:54.63	33	0:07:01.18	4	0:04:35.02	19	0:05:38.94	9	0:07:07.96	9	0:29:17.73	+0:00:57.79
14	209	STORR Alex	GBR.2001.31009	0:04:28.85	4	0:07:06.47	12	0:04:30.67	12	0:06:05.07	27	0:07:11.43	13	0:29:22.49	+0:01:02.55
15	230	HELLY Johnathan	CAN.2003.27147	0:04:37.69	18	0:07:14.98	20	0:04:30.95	13	0:05:42.47	15	0:07:17.81	20	0:29:23.90	+0:01:03.96
16	224	HARRIS Bradley	NZL.2001.27637	0:04:29.68	5	0:07:02.57	5	0:04:24.68	2	0:06:19.00	34	0:07:11.83	14	0:29:27.76	+0:01:07.82
17	242	SCHEELE William	NOR.2003.33415	0:04:44.68	25	0:07:16.13	22	0:04:34.67	18	0:05:48.40	17	0:07:26.54	25	0:29:50.42	+0:01:30.48
18	243	LANDBO Mads	DEN.2004.38802	0:04:36.38	17	0:07:33.32	31	0:04:39.20	21	0:05:51.27	20	0:07:14.89	17	0:29:55.06	+0:01:35.12
19	225	EBDON Jake	GBR.2001.32703	0:04:34.11	15	0:07:26.00	28	0:04:43.50	26	0:05:52.57	21	0:07:21.79	23	0:29:57.97	+0:01:38.03
20	241	LANDBO Hans	DEN.2002.38800	0:04:31.97	11	0:07:08.75	15	0:04:42.70	24	0:06:20.92	36	0:07:14.15	16	0:29:58.49	+0:01:38.55
21	229	PELISSERO Simone	ITA.2001.21940	0:04:31.16	7	0:08:06.98	39	0:04:34.48	17	0:05:46.96	16	0:07:17.88	22	0:30:17.46	+0:01:57.52



RESULTS OVERALL

Pos	Plate	Name Team	Nat EWS number	Stage 1 PRO	Pos Stage 2	Pos Stage 3	Pos Stage 4 Q	Pos Stage 5	Pos Penalties	Time	Gap				
MEN Under 21															
22	227	BYRNE Harry	 IRL.2001.23573	0:04:42.79	22	0:07:17.70	23	0:04:44.83	27	0:05:56.23	22	0:07:36.41	31	0:30:17.96	+0:01:58.02
23	254	PAREDES MORENO Jose	 CHI.2001.23001	0:04:56.39	35	0:07:12.26	18	0:04:42.62	23	0:05:57.65	23	0:07:30.68	26	0:30:19.60	+0:01:59.66
24	238	COPE Daniel	 GBR.2003.36534	0:04:51.27	30	0:07:19.27	24	0:04:43.15	25	0:06:02.19	24	0:07:25.25	24	0:30:21.13	+0:02:01.19
25	240	GOWEIL Jonas Cube Action Team	 AUT.2002.36734	0:04:53.45	31	0:07:25.28	27	0:04:36.65	20	0:06:08.97	30	0:07:17.84	21	0:30:22.19	+0:02:02.25
26	253	FREDERICKSEN GARCIA Tomas	 CHI.2001.25553	0:04:43.46	23	0:07:15.67	21	0:04:47.13	29	0:06:04.69	26	0:07:32.75	27	0:30:23.70	+0:02:03.76
27	210	CHAPIN Aiden Trek Factory Racing	 USA.2002.25700	0:04:41.75	20	0:07:58.05	37	0:04:41.65	22	0:05:49.24	18	0:07:16.80	19	0:30:27.49	+0:02:07.55
28	256	HAZEN William	 USA.2002.26823	0:04:43.93	24	0:07:37.62	32	0:04:46.45	28	0:06:05.40	28	0:07:32.90	28	0:30:46.30	+0:02:26.36
29	250	SCHLEICHER Valentin	 GER.2002.26946	0:04:49.96	29	0:07:24.87	26	0:04:47.25	30	0:06:07.13	29	0:07:37.20	32	0:30:46.41	+0:02:26.47
30	239	HOFFMAN Noah Kona Factory Team	 AUT.2003.36750	<u>0:04:17.68</u>	<u>1</u>	0:06:58.21	2	0:06:55.28	39	0:05:33.50	5	0:07:03.55	2	0:30:48.22	+0:02:28.28
31	211	MILLE Thimote	 FRA.2001.31623	0:04:56.40	36	0:07:06.47	12	0:04:29.10	10	0:05:38.14	8	0:08:38.28	39	0:30:48.39	+0:02:28.45
32	231	RANDELL Jayden	 GBR.2003.27895	0:04:42.28	21	0:07:23.90	25	0:04:50.82	33	0:06:16.45	32	0:07:45.22	34	0:30:58.67	+0:02:38.73



RESULTS OVERALL













Pos	Plate	Name Team	Nat EWS number	Stage 1PRO	Pos	Stage 2	Pos	Stage 3	Pos	Stage 4Q	Pos	Stage 5	Pos	Penalties	Time	Gap
MEN Under 21																
33	249	FLEURY Mathis	 FRA.2003.33539	0:04:49.58	28	0:07:31.10	30	0:04:54.00	35	0:06:14.47	31	0:07:39.25	33		0:31:08.40	+0:02:48.46
34	244	FILIPPI Mirko	 ITA.2001.26043	0:05:02.66	38	0:07:27.43	29	0:04:48.28	31	0:06:19.95	35	0:07:36.31	30		0:31:14.63	+0:02:54.69
35	234	FOURCADE Luca Urge Pyrenees Gravity	 FRA.2003.35944	0:04:46.44	27	0:07:53.79	36	0:04:55.60	36	0:06:17.70	33	0:07:35.08	29		0:31:28.61	+0:03:08.67
36	252	SMOLNIKAR Jakob	 SLO.2001.22228	0:04:58.12	37	0:07:39.02	33	0:04:51.28	34	0:06:23.73	37	0:07:50.23	35		0:31:42.38	+0:03:22.44
37	257	TAYLOR Jacob	 USA.2003.31102	0:04:45.69	26	0:07:41.78	34	0:04:49.08	32	0:06:03.40	25	0:08:23.98	38		0:31:43.93	+0:03:23.99
38	251	VLASKOVAC Ben	 GER.2003.35875	0:05:05.92	39	0:08:03.32	38	0:05:10.78	38	0:06:29.16	39	0:08:04.05	37		0:32:53.23	+0:04:33.29
39	246	FANTINO Andrea Mad Wheels - Enduro Team	 ITA.2001.25554	0:24:10.82	40	0:07:46.65	35	0:05:05.65	37	0:06:26.72	38	0:07:58.35	36		0:51:28.19	+0:23:08.25
DNF	233	LAPRAYE Thomas	 FRA.2002.27080	0:04:56.12	34											
WOMEN																
1	40	PUGIN Melanie	 FRA.1990.21693	<u>0:04:56.26</u>	1	0:07:29.73	3	<u>0:04:51.75</u>	1	0:06:22.48	3	0:07:51.35	2		0:31:31.57	
2	4	CHARRE Morgane Pivot Factory Racing	 FRA.1990.21958	0:05:00.84	2	0:07:29.10	2	0:05:03.60	6	<u>0:06:19.54</u>	1	<u>0:07:48.25</u>	1		0:31:41.33	+0:00:09.76
3	2	KOREM Noga GT Factory Racing	 ISR.1991.21660	0:05:16.20	13	0:07:32.99	4	0:04:57.37	2	0:06:22.40	2	0:07:51.60	3		0:32:00.56	+0:00:28.99

RESULTS OVERALL

Pos	Plate	Name Team	Nat EWS number	Stage 1PRO	Pos Stage 2	Pos Stage 3	Pos Stage 4Q	Pos Stage 5	Pos Penalties	Time	Gap				
WOMEN															
4	41	HARDEN Harriet Trek Factory Racing	GBR.2001.22819	0:05:14.09	11	<u>0:07:27.60</u>	1	0:05:04.45	7	0:06:28.84	4	0:07:52.26	4	0:32:07.24	+0:00:35.67
5	44	CHARLES Estelle Rossignol Factory Team	FRA.1997.22205	0:05:02.07	3	0:07:36.22	7	0:05:04.80	8	0:06:29.55	5	0:07:56.54	6	0:32:09.18	+0:00:37.61
6	1	COURDURIER Isabeau Lapierre Zipp Collective	FRA.1994.21731	0:05:05.86	7	0:07:35.87	6	0:05:02.87	5	0:06:30.14	7	0:07:54.63	5	0:32:09.37	+0:00:37.80
7	43	WINTON Katy	GBR.1993.21730	0:05:02.62	4	0:07:39.35	8	0:05:01.15	3	0:06:29.77	6	0:08:07.87	11	0:32:20.76	+0:00:49.19
8	9	MILLER Miranda Kona Factory Team	CAN.1990.21687	0:05:02.70	5	0:07:35.52	5	0:05:01.97	4	0:06:36.28	9	0:08:05.33	8	0:32:21.80	+0:00:50.23
9	7	COOK Becky	GBR.1986.21664	0:05:04.81	6	0:07:49.95	13	0:05:08.82	11	0:06:37.03	10	0:08:05.51	9	0:32:46.12	+0:01:14.55
10	45	RICHTER Raphaela Juliana Free Agents	GER.1997.25746	0:05:10.77	8	0:07:43.50	10	0:05:10.09	13	0:06:41.30	11	0:08:09.91	12	0:32:55.57	+0:01:24.00
11	8	MORRISON Rae Liv Racing	NZL.1989.21630	0:05:11.15	9	0:07:43.32	9	0:05:08.88	12	0:06:51.75	17	0:08:05.10	7	0:33:00.20	+0:01:28.63
12	10	BARAONA Rebecca Ibis Enduro Team	GBR.1993.21715	0:05:15.61	12	0:07:43.90	11	0:05:11.82	14	0:06:36.02	8	0:08:22.37	15	0:33:09.72	+0:01:38.15
13	47	CHARLES Laura Orbea FOX Enduro Team	FRA.1995.23500	0:05:11.45	10	0:07:52.50	14	0:05:14.16	17	0:06:49.90	16	0:08:06.55	10	0:33:14.56	+0:01:42.99
14	51	BRUCHLE Veronika Cube Action Team	GER.1995.22726	0:05:19.41	16	0:07:46.77	12	0:05:12.70	15	0:06:42.37	12	0:08:14.51	14	0:33:15.76	+0:01:44.19
15	53	NAUGHTON Isabella Liv Racing	USA.2000.24733	0:05:18.75	14	0:07:55.17	17	0:05:07.11	10	0:07:11.53	21	0:08:10.09	13	0:33:42.65	+0:02:11.08



RESULTS OVERALL

Pos	Plate	Name Team	Nat EWS number	Stage 1PRO	Pos	Stage 2	Pos	Stage 3	Pos	Stage 4Q	Pos	Stage 5	Pos	Penalties	Time	Gap
WOMEN																
16	6	GEHRIG Anita Norco Factory Team	 SUI.1987.21718	0:05:19.09	15	0:07:52.60	15	0:05:17.20	18	0:06:58.55	20	0:08:26.76	17		0:33:54.20	+0:02:22.63
17	188	JOLIDON Sidonie	 SUI.1987.31073	0:05:22.66	19	0:08:01.45	20	0:05:07.03	9	0:06:58.20	18	0:08:29.01	18		0:33:58.35	+0:02:26.78
18	52	WIEDENROTH Sofia Specialized Racing	 GER.1995.24544	0:05:22.19	17	0:07:59.92	19	0:05:24.39	23	0:06:49.10	15	0:08:30.23	19		0:34:05.83	+0:02:34.26
19	187	ELLECOSTA Nadine Fastlight-Abetone	 ITA.1999.25437	0:05:22.28	18	0:08:06.68	21	0:05:20.81	20	0:06:47.36	13	0:08:32.02	20		0:34:09.15	+0:02:37.58
20	49	NABER Tanja Juliana Free Agents	 GER.1987.22367	0:05:26.78	20	0:07:54.79	16	0:05:24.35	22	0:06:58.48	19	0:08:33.51	21		0:34:17.91	+0:02:46.34
21	48	DUVERT Julie Theory Global Enduro Team	 FRA.1996.21719	0:05:34.72	21	0:07:55.33	18	0:05:12.70	15	0:06:48.67	14	0:08:50.08	23		0:34:21.50	+0:02:49.93
22	50	PAULIN Louise Margareta Ibis Enduro Team	 SWE.1978.21619	0:05:38.41	23	0:08:13.45	22	0:05:21.65	21	0:07:15.03	22	0:08:26.52	16		0:34:55.06	+0:03:23.49
23	189	RUTZ Lea Salome	 SUI.1995.33389	0:05:37.44	22	0:08:28.05	24	0:05:18.45	19	0:07:23.91	23	0:08:37.56	22		0:35:25.41	+0:03:53.84
24	191	HOVORKA Anja	 SUI.1989.37532	0:05:47.78	24	0:08:26.80	23	0:05:41.17	25	0:07:33.31	24	0:09:05.53	24		0:36:34.59	+0:05:03.02
25	186	SAVELLI Irene	 ITA.1992.22163	0:05:59.30	26	0:08:41.63	26	0:05:39.65	24	0:07:44.85	25	0:09:31.15	27		0:37:36.58	+0:06:05.01
26	193	LITTORIN SANDBU Anna	 NOR.2000.31919	0:05:48.48	25	0:08:28.88	25	0:05:48.53	26	0:09:51.51	27	0:09:13.04	25		0:39:10.44	+0:07:38.87
27	192	JOHNSEN Jonna	 DEN.1992.27207	0:06:24.00	27	0:09:44.96	27	0:06:19.22	27	0:08:12.73	26	0:09:29.34	26		0:40:10.25	+0:08:38.68

RESULTS OVERALL

Pos	Plate	Name Team	Nat EWS number	Stage 1PRO	Pos Stage 2	Pos Stage 3	Pos Stage 4Q	Pos Stage 5	Pos Penalties	Time	Gap
-----	-------	--------------	-------------------	------------	-------------	-------------	--------------	-------------	---------------	------	-----

WOMEN

DNS	185	GILL Martha	GBR.1997.22469								
DNS	3	LANTHIER NADEAU Andreane Rocky Mountain Race Face	CAN.1993.21609								
DNS	42	CONOLLY Ella	GBR.1998.21859								
DNS	46	JONNIER Morgane Team Cycles Peugeot	FRA.1990.22559								




WOMEN | Master 35+

1	201	PICTON Leonie Liv Racing	AUS.1986.22420	<u>0:05:58.87</u>	1	<u>0:08:45.82</u>	1	<u>0:05:49.38</u>	1	<u>0:07:54.15</u>	1	<u>0:08:50.60</u>	1	0:37:18.82	
2	202	MICHEL Daniela	SUI.1981.21559	0:06:26.07	2	0:09:22.18	2	0:06:14.88	2	0:08:13.56	2	0:09:51.52	2	0:40:08.21	+0:02:49.39

WOMEN | Under 21

1	196	BAUMANN Lisa	SUI.2001.37332	0:05:20.25	2	<u>0:07:52.07</u>	1	0:05:19.45	2	0:07:08.20	3	<u>0:08:19.81</u>	1	0:33:59.78	
2	194	RIVA Sophie	ITA.2003.33949	0:05:27.37	4	0:08:00.39	2	<u>0:05:16.38</u>	1	<u>0:06:53.03</u>	1	0:08:24.19	2	0:34:01.36	+0:00:01.58
3	200	LAN Emmy	CAN.2004.33463	0:05:25.29	3	0:08:05.48	3	0:05:23.71	4	0:07:01.23	2	0:08:25.31	3	0:34:21.02	+0:00:21.24
4	195	GALLO FUENTES Paz	CHI.2002.30413	<u>0:05:14.67</u>	1	0:08:08.48	4	0:05:21.68	3	0:07:16.23	4	0:08:39.42	4	0:34:40.48	+0:00:40.70

RESULTS OVERALL

Pos	Plate	Name Team	Nat EWS number	Stage 1PRO	Pos Stage 2	Pos Stage 3	Pos Stage 4Q	Pos Stage 5	Pos Penalties	Time	Gap
WOMEN Under 21											
5	198	HENRY Justine Urge Pyrenees Gravity	 FRA.2003.32717	0:06:17.03	6 0:09:03.25	5 0:06:09.60	5 0:08:26.60	6 0:09:13.46	5	0:39:09.94	+0:05:10.16
6	199	GARCES RESTREPO Valentina	 COL.2002.39273	0:06:40.32	7 0:09:17.39	6 0:06:20.72	6 0:08:18.02	5 0:10:01.15	6	0:40:37.60	+0:06:37.82
DNF	197	WEBER Helen	 GER.2002.36775	0:05:35.43	5						

Statistics

Entries / Nations	Finished	DNF	DSQ	DNS	Weather	Temperature	Distance	Elevation
252 / 30	214	24	0	14	Partly Cloudy	20 °C	38.2 km	+1270 m / -2723 m

DNF: did not finish · DNS: did not start · DSQ: disqualified