



































Stage 2 Results

| Pos | Plate | Name Team | Nat EWS number | Sector 1 | Pos | Sector 2 | Pos | Penalties | Time | Gap |
|------------|-------|---|--|-------------------|----------|-------------------|----------|-----------|-------------------|-------------|
| MEN | | | | | | | | | | |
| 1 | 7 | RUDE JR Richard Yeti / Fox Factory Team |  USA.1995.21739 | 0:03:14.25 | 2 | 0:03:13.91 | 4 | | 0:06:28.16 | |
| 2 | 11 | MELAMED Jesse Rocky Mountain Race Face |  CAN.1992.21596 | 0:03:15.02 | 3 | 0:03:13.83 | 3 | | 0:06:28.85 | +0:00:00.69 |
| 3 | 3 | MIQUEL Kevin Specialized Racing |  FRA.1991.21704 | <u>0:03:13.43</u> | <u>1</u> | 0:03:15.75 | 7 | | 0:06:29.18 | +0:00:01.02 |
| 4 | 23 | LUKASIK Slawomir |  POL.1993.24876 | 0:03:16.68 | 8 | 0:03:15.52 | 6 | | 0:06:32.20 | +0:00:04.04 |
| 5 | 28 | WOOLLEY Kasper Yeti / OneUp PRO Team |  CAN.1999.21348 | 0:03:19.91 | 15 | 0:03:12.60 | 2 | | 0:06:32.51 | +0:00:04.35 |
| 6 | 37 | MAES Martin GT Factory Racing |  BEL.1997.21636 | 0:03:15.30 | 4 | 0:03:17.83 | 17 | | 0:06:33.13 | +0:00:04.97 |
| 7 | 8 | WALKER Matthew Pivot Factory Racing |  NZL.1990.21846 | 0:03:17.54 | 10 | 0:03:17.20 | 14 | | 0:06:34.74 | +0:00:06.58 |
| 8 | 27 | OTON Damien Orbea FOX Enduro Team |  FRA.1987.21728 | 0:03:18.59 | 11 | 0:03:16.53 | 10 | | 0:06:35.12 | +0:00:06.96 |
| 9 | 15 | NEER Shawn Yeti / Fox Factory Team |  USA.1991.21712 | 0:03:16.40 | 7 | 0:03:19.12 | 22 | | 0:06:35.52 | +0:00:07.36 |
| 10 | 10 | JOHANSEN Zakarias Ibis Enduro Team |  SWE.1992.21863 | 0:03:17.49 | 9 | 0:03:18.35 | 19 | | 0:06:35.84 | +0:00:07.68 |
| 11 | 26 | HEAP Elliott Chain Reaction Cycles |  GBR.1998.21783 | 0:03:24.54 | 32 | <u>0:03:12.03</u> | <u>1</u> | | 0:06:36.57 | +0:00:08.41 |
| 12 | 21 | MOIR Jack Canyon Collective |  AUS.1994.33430 | 0:03:19.45 | 14 | 0:03:17.30 | 15 | | 0:06:36.75 | +0:00:08.59 |

Stage 2 Results

| Pos | Plate | Name Team | Nat EWS number | Sector 1 | Pos | Sector 2 | Pos | Penalties | Time | Gap |
|------------|-------|--|--|------------|-----|------------|-----|-----------|-------------------|-------------|
| MEN | | | | | | | | | | |
| 13 | 4 | TORDO Dimitri Canyon Collective |  FRA.1993.21764 | 0:03:19.93 | 16 | 0:03:17.02 | 13 | | 0:06:36.95 | +0:00:08.79 |
| 14 | 25 | VIDAL Antoine Commencal Enduro Team |  FRA.2001.25035 | 0:03:21.43 | 19 | 0:03:15.96 | 8 | | 0:06:37.39 | +0:00:09.23 |
| 15 | 13 | WALLNER Robin Ibis Enduro Team |  SWE.1988.21594 | 0:03:21.04 | 18 | 0:03:16.68 | 12 | | 0:06:37.72 | +0:00:09.56 |
| 16 | 24 | DENIAUD Youn Giant Factory Off-Road |  FRA.1996.22994 | 0:03:22.03 | 23 | 0:03:16.25 | 9 | | 0:06:38.28 | +0:00:10.12 |
| 17 | 31 | MURRAY Charles Specialized Racing |  NZL.1996.22752 | 0:03:16.38 | 6 | 0:03:22.97 | 35 | | 0:06:39.35 | +0:00:11.19 |
| 18 | 58 | FEARON Connor Kona Factory Team |  AUS.1994.24834 | 0:03:25.33 | 39 | 0:03:14.17 | 5 | | 0:06:39.50 | +0:00:11.34 |
| 19 | 2 | NICOLAI Florian Trek Factory Racing |  FRA.1993.21749 | 0:03:20.53 | 17 | 0:03:19.72 | 24 | | 0:06:40.25 | +0:00:12.09 |
| 20 | 30 | PIGEON Hugo Scott SR Suntour Enduro Team |  FRA.1996.23507 | 0:03:19.35 | 13 | 0:03:21.72 | 30 | | 0:06:41.07 | +0:00:12.91 |
| 21 | 54 | MENJOU Irene |  FRA.1995.22122 | 0:03:23.54 | 29 | 0:03:17.61 | 16 | | 0:06:41.15 | +0:00:12.99 |
| 22 | 29 | VENDEMMIA Mirco Fastlight-Abetone |  ITA.1998.21871 | 0:03:22.59 | 25 | 0:03:18.60 | 20 | | 0:06:41.19 | +0:00:13.03 |
| 23 | 14 | LUCAS Cole Ibis Enduro Team |  NZL.1998.23013 | 0:03:18.70 | 12 | 0:03:22.96 | 34 | | 0:06:41.66 | +0:00:13.50 |












Stage 2 Results

| Pos | Plate | Name Team | Nat EWS number | Sector 1 | Pos | Sector 2 | Pos | Penalties | Time | Gap |
|------------|-------|---|--|------------|-----|------------|-----|-----------|-------------------|-------------|
| MEN | | | | | | | | | | |
| 24 | 32 | GALY Theo Sunn French Connexion By Alpe D'Huez |  FRA.1990.21691 | 0:03:22.20 | 24 | 0:03:19.92 | 25 | | 0:06:42.12 | +0:00:13.96 |
| 25 | 59 | LARBEOU Guillaume Sunn French Connexion By Alpe D'Huez |  FRA.1994.25575 | 0:03:25.68 | 41 | 0:03:16.67 | 11 | | 0:06:42.35 | +0:00:14.19 |
| 26 | 63 | NATION Joseph Pole Enduro Race Team |  NZL.1989.21670 | 0:03:23.30 | 28 | 0:03:19.28 | 23 | | 0:06:42.58 | +0:00:14.42 |
| 27 | 55 | TEXTOR Christian Team BULLS |  GER.1990.22845 | 0:03:24.57 | 33 | 0:03:18.15 | 18 | | 0:06:42.72 | +0:00:14.56 |
| 28 | 36 | JEANDEL Louis Sunn French Connexion By Alpe D'Huez |  FRA.1998.22140 | 0:03:21.55 | 20 | 0:03:21.93 | 33 | | 0:06:43.48 | +0:00:15.32 |
| 29 | 33 | STONE Brady Theory Global Enduro Team |  NZL.2000.23119 | 0:03:23.25 | 27 | 0:03:20.63 | 27 | | 0:06:43.88 | +0:00:15.72 |
| 30 | 38 | CALLAGHAN Gregory Devinci Global Racing |  IRL.1991.21827 | 0:03:22.62 | 26 | 0:03:21.75 | 31 | | 0:06:44.37 | +0:00:16.21 |
| 31 | 57 | VEZINA Mckay Giant Factory Off-Road |  CAN.1995.21632 | 0:03:24.30 | 31 | 0:03:20.20 | 26 | | 0:06:44.50 | +0:00:16.34 |
| 32 | 62 | PAULHAN Romain Santa Cruz |  FRA.1988.22706 | 0:03:21.77 | 21 | 0:03:23.77 | 39 | | 0:06:45.54 | +0:00:17.38 |
| 33 | 22 | BORGES Jose Canyon Collective |  POR.1990.21669 | 0:03:16.13 | 5 | 0:03:30.35 | 64 | | 0:06:46.48 | +0:00:18.32 |
| 34 | 5 | DAILLY Adrien Lapierre Zipp Collective |  FRA.1996.21677 | 0:03:28.77 | 57 | 0:03:18.62 | 21 | | 0:06:47.39 | +0:00:19.23 |

Stage 2 Results

| Pos | Plate | Name Team | Nat EWS number | Sector 1 | Pos | Sector 2 | Pos | Penalties | Time | Gap |
|------------|-------|--|---|------------|-----|------------|-----|-----------|-------------------|-------------|
| MEN | | | | | | | | | | |
| 35 | 83 | AGURTO GALLEGUILLOS Felipe Ignacio |  CHI.2000.22474 | 0:03:26.83 | 46 | 0:03:21.45 | 29 | | 0:06:48.28 | +0:00:20.12 |
| 36 | 60 | LUTHI Patrick |  SUI.1992.22607 | 0:03:27.70 | 50 | 0:03:20.92 | 28 | | 0:06:48.62 | +0:00:20.46 |
| 37 | 67 | KANGAS Oliwer |  SWE.1992.33903 | 0:03:24.80 | 35 | 0:03:23.96 | 41 | | 0:06:48.76 | +0:00:20.60 |
| 38 | 6 | GAUVIN Remi Rocky Mountain Race Face |  CAN.1992.21624 | 0:03:26.81 | 45 | 0:03:23.37 | 38 | | 0:06:50.18 | +0:00:22.02 |
| 39 | 73 | PESENTI Marcello |  ITA.1994.21853 | 0:03:25.33 | 39 | 0:03:25.75 | 44 | | 0:06:51.08 | +0:00:22.92 |
| 40 | 84 | KRASNY Carter |  CAN.1999.22027 | 0:03:24.93 | 36 | 0:03:26.60 | 49 | | 0:06:51.53 | +0:00:23.37 |
| 41 | 75 | FRANCK Gilles |  BEL.2000.22291 | 0:03:28.13 | 54 | 0:03:23.90 | 40 | | 0:06:52.03 | +0:00:23.87 |
| 42 | 79 | WRIGHT Keegan Devinci Global Racing |  NZL.1996.21734 | 0:03:29.52 | 60 | 0:03:23.00 | 36 | | 0:06:52.52 | +0:00:24.36 |
| 43 | 77 | SERVANT Camille |  FRA.1994.22691 | 0:03:26.65 | 44 | 0:03:25.88 | 46 | | 0:06:52.53 | +0:00:24.37 |
| 44 | 76 | DRACH Torben |  GER.1998.22419 | 0:03:27.03 | 47 | 0:03:25.83 | 45 | | 0:06:52.86 | +0:00:24.70 |
| 45 | 80 | BENOIT Clement |  FRA.1991.21770 | 0:03:23.93 | 30 | 0:03:28.98 | 57 | | 0:06:52.91 | +0:00:24.75 |












Stage 2 Results

| Pos | Plate | Name Team | Nat EWS number | Sector 1 | Pos | Sector 2 | Pos | Penalties | Time | Gap |
|------------|-------|---|--|------------|-----|------------|-----|-----------|-------------------|-------------|
| MEN | | | | | | | | | | |
| 46 | 1 | HILL Samuel Chain Reaction Cycles |  AUS.1985.21775 | 0:03:32.74 | 68 | 0:03:21.83 | 32 | | 0:06:54.57 | +0:00:26.41 |
| 47 | 56 | SECONDI Nathan Fulgur Factory Team |  FRA.1999.22133 | 0:03:29.50 | 59 | 0:03:25.35 | 42 | | 0:06:54.85 | +0:00:26.69 |
| 48 | 71 | GARAY TAMAYO Iago Santa Cruz |  ESP.1991.21707 | 0:03:27.59 | 48 | 0:03:27.41 | 51 | | 0:06:55.00 | +0:00:26.84 |
| 49 | 106 | PETER Stefan |  SUI.1992.23004 | 0:03:25.68 | 41 | 0:03:29.37 | 60 | | 0:06:55.05 | +0:00:26.89 |
| 50 | 66 | GAILLOT Baptiste |  FRA.1991.21771 | 0:03:24.95 | 37 | 0:03:30.25 | 62 | | 0:06:55.20 | +0:00:27.04 |
| 51 | 90 | HEBERT Ambroise |  FRA.1993.21934 | 0:03:27.70 | 50 | 0:03:27.56 | 52 | | 0:06:55.26 | +0:00:27.10 |
| 52 | 78 | MACARTHUR Glenn |  FRA.2000.22879 | 0:03:24.75 | 34 | 0:03:30.63 | 65 | | 0:06:55.38 | +0:00:27.22 |
| 53 | 64 | CARBALLO GONZALEZ Edgar Orbea FOX Enduro Team |  ESP.1988.30531 | 0:03:29.78 | 61 | 0:03:26.52 | 48 | | 0:06:56.30 | +0:00:28.14 |
| 54 | 68 | FRANCARDO Tommaso |  ITA.1997.22813 | 0:03:33.72 | 73 | 0:03:23.12 | 37 | | 0:06:56.84 | +0:00:28.68 |
| 55 | 70 | BLAIR Lachlan Orange Factory Racing |  GBR.1995.21426 | 0:03:30.97 | 63 | 0:03:27.10 | 50 | | 0:06:58.07 | +0:00:29.91 |
| 56 | 81 | RICHARDSON John |  USA.1999.22929 | 0:03:32.90 | 69 | 0:03:26.45 | 47 | | 0:06:59.35 | +0:00:31.19 |

Stage 2 Results

| Pos | Plate | Name Team | Nat EWS number | Sector 1 | Pos | Sector 2 | Pos | Penalties | Time | Gap |
|------------|-------|--|---|------------|-----|------------|-----|-----------|-------------------|-------------|
| MEN | | | | | | | | | | |
| 57 | 124 | KNAPEC Martin |  SVK.1994.26017 | 0:03:28.45 | 56 | 0:03:31.30 | 67 | | 0:06:59.75 | +0:00:31.59 |
| 58 | 65 | CURE Alexandre |  FRA.1993.21675 | 0:03:29.12 | 58 | 0:03:30.92 | 66 | | 0:07:00.04 | +0:00:31.88 |
| 59 | 61 | TORRALBA GARASA Juan Gabriel Orbea FOX Enduro Team |  ESP.1997.21633 | 0:03:21.90 | 22 | 0:03:38.20 | 93 | | 0:07:00.10 | +0:00:31.94 |
| 60 | 155 | RICARD Philippe |  CAN.1999.23531 | 0:03:31.95 | 66 | 0:03:29.26 | 59 | | 0:07:01.21 | +0:00:33.05 |
| 61 | 88 | CIRIEGO Maxime |  FRA.1997.34167 | 0:03:33.94 | 74 | 0:03:27.58 | 53 | | 0:07:01.52 | +0:00:33.36 |
| 62 | 17 | CHAPUIS Maxime |  SUI.1994.22784 | 0:03:31.50 | 65 | 0:03:30.11 | 61 | | 0:07:01.61 | +0:00:33.45 |
| 63 | 99 | WALL Evan Orbea FOX Enduro Team |  CAN.1999.23531 | 0:03:27.78 | 52 | 0:03:34.32 | 77 | | 0:07:02.10 | +0:00:33.94 |
| 64 | 93 | BERNET Jonas |  SUI.1994.33390 | 0:03:33.52 | 72 | 0:03:29.22 | 58 | | 0:07:02.74 | +0:00:34.58 |
| 65 | 87 | PFEIL Max |  GER.1998.27442 | 0:03:31.38 | 64 | 0:03:31.47 | 68 | | 0:07:02.85 | +0:00:34.69 |
| 66 | 74 | CASADEI Nicola |  ITA.1989.21878 | 0:03:28.36 | 55 | 0:03:34.87 | 80 | | 0:07:03.23 | +0:00:35.07 |
| 67 | 86 | CONNELL Joseph Orange Factory Racing |  GBR.1994.21745 | 0:03:36.03 | 81 | 0:03:27.82 | 54 | | 0:07:03.85 | +0:00:35.69 |













Stage 2 Results

| Pos | Plate | Name Team | Nat EWS number | Sector 1 | Pos | Sector 2 | Pos | Penalties | Time | Gap |
|------------|-------|-----------------------------|---|------------|-----|------------|-----|-----------|-------------------|-------------|
| MEN | | | | | | | | | | |
| 68 | 154 | HUTCHENS Chris |  GBR.1989.22999 | 0:03:29.80 | 62 | 0:03:34.95 | 81 | | 0:07:04.75 | +0:00:36.59 |
| 69 | 115 | TEJCHMAN Premek |  CZE.1988.22389 | 0:03:36.64 | 83 | 0:03:28.90 | 56 | | 0:07:05.54 | +0:00:37.38 |
| 70 | 112 | GALLAGHER Christopher |  GBR.1993.23014 | 0:03:26.00 | 43 | 0:03:40.35 | 98 | | 0:07:06.35 | +0:00:38.19 |
| 71 | 117 | VOTH Janik |  GER.1997.25435 | 0:03:34.73 | 75 | 0:03:32.05 | 70 | | 0:07:06.78 | +0:00:38.62 |
| 72 | 111 | BURNS CONTRERAS Jeronimo |  CHI.2000.33352 | 0:03:32.42 | 67 | 0:03:35.68 | 83 | | 0:07:08.10 | +0:00:39.94 |
| 73 | 110 | CARROLL Gavin |  IRL.1993.35848 | 0:03:36.79 | 84 | 0:03:32.23 | 71 | | 0:07:09.02 | +0:00:40.86 |
| 74 | 95 | DAUMAS Theo |  FRA.1996.21873 | 0:03:37.02 | 86 | 0:03:32.87 | 73 | | 0:07:09.89 | +0:00:41.73 |
| 75 | 94 | JONES Jono |  GBR.1994.37370 | 0:03:35.25 | 77 | 0:03:34.72 | 78 | | 0:07:09.97 | +0:00:41.81 |
| 76 | 177 | WEBER Basil |  SUI.1992.35964 | 0:03:35.82 | 79 | 0:03:34.18 | 76 | | 0:07:10.00 | +0:00:41.84 |
| 77 | 175 | WUENSCHER Anton Lauritz |  GER.1993.33245 | 0:03:39.90 | 100 | 0:03:30.32 | 63 | | 0:07:10.22 | +0:00:42.06 |
| 78 | 100 | TOOKE Jacob |  CAN.1999.22078 | 0:03:37.71 | 92 | 0:03:32.94 | 74 | | 0:07:10.65 | +0:00:42.49 |












Stage 2 Results

| Pos | Plate | Name Team | Nat EWS number | Sector 1 | Pos | Sector 2 | Pos | Penalties | Time | Gap |
|------------|-------|--|-------------------|------------|-----|------------|-----|-----------|-------------------|-------------|
| MEN | | | | | | | | | | |
| 79 | 85 | SELF Daniel Theory Global Enduro Team | NZL.1998.21834 | 0:03:25.02 | 38 | 0:03:45.95 | 118 | | 0:07:10.97 | +0:00:42.81 |
| 80 | 34 | CHARLES Clement Rossignol Factory Team | FRA.1994.22206 | 0:03:27.61 | 49 | 0:03:44.14 | 110 | | 0:07:11.75 | +0:00:43.59 |
| 81 | 92 | WILSON Thomas Orange Factory Racing | GBR.2000.22553 | 0:03:36.54 | 82 | 0:03:35.73 | 84 | | 0:07:12.27 | +0:00:44.11 |
| 82 | 72 | GRANT Kelan Chain Reaction Cycles | IRL.1993.21773 | 0:03:35.93 | 80 | 0:03:36.38 | 88 | | 0:07:12.31 | +0:00:44.15 |
| 83 | 82 | IENZER Emeric | FRA.1999.31862 | 0:03:35.02 | 76 | 0:03:37.40 | 90 | | 0:07:12.42 | +0:00:44.26 |
| 84 | 105 | JANSER Robin | SUI.2000.25837 | 0:03:35.47 | 78 | 0:03:37.48 | 91 | | 0:07:12.95 | +0:00:44.79 |
| 85 | 133 | RENZ Daniel | GER.1996.26028 | 0:03:39.45 | 99 | 0:03:33.58 | 75 | | 0:07:13.03 | +0:00:44.87 |
| 86 | 126 | DERKUM Christian | GER.1991.23043 | 0:03:33.25 | 70 | 0:03:39.90 | 97 | | 0:07:13.15 | +0:00:44.99 |
| 87 | 163 | OMDAL Oskar | NOR.2000.32277 | 0:03:48.29 | 122 | 0:03:25.53 | 43 | | 0:07:13.82 | +0:00:45.66 |
| 88 | 96 | ESCUDIER Thomas | FRA.1991.21945 | 0:03:39.00 | 95 | 0:03:35.55 | 82 | | 0:07:14.55 | +0:00:46.39 |
| 89 | 103 | LUPATO Alex | ITA.1989.22851 | 0:03:33.49 | 71 | 0:03:41.65 | 103 | | 0:07:15.14 | +0:00:46.98 |
| 90 | 162 | FAGERBERG Philip | SWE.1996.25802 | 0:03:39.20 | 98 | 0:03:36.08 | 85 | | 0:07:15.28 | +0:00:47.12 |





Stage 2 Results

| Pos | Plate | Name Team | Nat EWS number | Sector 1 | Pos | Sector 2 | Pos | Penalties | Time | Gap |
|------------|-------|---|---|------------|-----|------------|-----|-----------|-------------------|-------------|
| MEN | | | | | | | | | | |
| 91 | 167 | BISSON Zian |  FRA.2000.26059 | 0:03:43.16 | 110 | 0:03:32.24 | 72 | | 0:07:15.40 | +0:00:47.24 |
| 92 | 97 | MOROTTI Hugo |  FRA.2000.24522 | 0:03:27.94 | 53 | 0:03:47.70 | 123 | | 0:07:15.64 | +0:00:47.48 |
| 93 | 108 | LORENZ Mehdi |  SUI.1993.27619 | 0:03:43.80 | 115 | 0:03:31.88 | 69 | | 0:07:15.68 | +0:00:47.52 |
| 94 | 119 | GROTTI Nicola Fastlight-Abetone |  ITA.2000.21925 | 0:03:36.97 | 85 | 0:03:38.75 | 95 | | 0:07:15.72 | +0:00:47.56 |
| 95 | 136 | HOBON CARRASCO Pablo |  CHI.1992.33496 | 0:03:37.77 | 93 | 0:03:39.15 | 96 | | 0:07:16.92 | +0:00:48.76 |
| 96 | 138 | OPPLIGER Timothee |  SUI.1992.21701 | 0:03:37.32 | 87 | 0:03:40.35 | 98 | | 0:07:17.67 | +0:00:49.51 |
| 97 | 39 | VERNER Rhys Forbidden Synthesis |  CAN.1997.22407 | 0:03:48.93 | 124 | 0:03:28.79 | 55 | | 0:07:17.72 | +0:00:49.56 |
| 98 | 147 | DALPIAN Davide |  ITA.1997.21865 | 0:03:42.88 | 109 | 0:03:36.22 | 87 | | 0:07:19.10 | +0:00:50.94 |
| 99 | 123 | MARFURT Silvan |  SUI.1988.22319 | 0:03:37.42 | 89 | 0:03:41.93 | 104 | | 0:07:19.35 | +0:00:51.19 |
| 100 | 140 | TRAINER Myles |  USA.1992.22401 | 0:03:43.22 | 111 | 0:03:36.63 | 89 | | 0:07:19.85 | +0:00:51.69 |
| 101 | 178 | WEBER Myles |  SUI.1996.35963 | 0:03:42.36 | 107 | 0:03:37.64 | 92 | | 0:07:20.00 | +0:00:51.84 |
| 102 | 125 | KOLAR Michael |  SVK.1992.30439 | 0:03:37.58 | 91 | 0:03:45.00 | 115 | | 0:07:22.58 | +0:00:54.42 |













Stage 2 Results

| Pos | Plate | Name Team | Nat EWS number | Sector 1 | Pos | Sector 2 | Pos | Penalties | Time | Gap |
|------------|-------|--|---|------------|-----|------------|-----|-----------|-------------------|-------------|
| MEN | | | | | | | | | | |
| 103 | 165 | JENNI Luca |  SUI.1999.36806 | 0:03:39.02 | 97 | 0:03:43.98 | 108 | | 0:07:23.00 | +0:00:54.84 |
| 104 | 120 | MIHALKOVITS Peter |  AUT.1993.23608 | 0:03:40.32 | 103 | 0:03:43.63 | 107 | | 0:07:23.95 | +0:00:55.79 |
| 105 | 102 | RYAN Fergus |  GBR.1993.22458 | 0:03:43.42 | 112 | 0:03:40.55 | 100 | | 0:07:23.97 | +0:00:55.81 |
| 106 | 157 | DOYLE Thomas |  | 0:03:37.42 | 89 | 0:03:46.85 | 121 | | 0:07:24.27 | +0:00:56.11 |
| 107 | 130 | BEAN Nicolas Theory Global Enduro Team |  USA.1999.22730 | 0:03:40.13 | 101 | 0:03:44.19 | 111 | | 0:07:24.32 | +0:00:56.16 |
| 108 | 172 | HASSFELD Joel |  GER.1998.33907 | 0:03:43.69 | 114 | 0:03:41.03 | 102 | | 0:07:24.72 | +0:00:56.56 |
| 109 | 145 | MARI MARI Mariano |  ESP.1997.22453 | 0:03:40.58 | 104 | 0:03:44.97 | 114 | | 0:07:25.55 | +0:00:57.39 |
| 110 | 104 | ARNAUD Quentin Sunn French Connexion By Alpe D'Huez |  FRA.1994.22628 | 0:03:44.70 | 117 | 0:03:40.88 | 101 | | 0:07:25.58 | +0:00:57.42 |
| 111 | 169 | TUCKER Richard |  GBR.1991.36353 | 0:03:41.21 | 106 | 0:03:44.54 | 112 | | 0:07:25.75 | +0:00:57.59 |
| 112 | 164 | ANGIOLINI Sebastien |  SUI.1993.21614 | 0:03:49.85 | 126 | 0:03:36.19 | 86 | | 0:07:26.04 | +0:00:57.88 |
| 113 | 148 | DODINO Giacomo |  ITA.1994.22466 | 0:03:37.32 | 87 | 0:03:48.95 | 126 | | 0:07:26.27 | +0:00:58.11 |











Stage 2 Results

| Pos | Plate | Name Team | Nat EWS number | Sector 1 | Pos | Sector 2 | Pos | Penalties | Time | Gap |
|------------|-------|---|---|------------|-----|------------|-----|-----------|-------------------|-------------|
| MEN | | | | | | | | | | |
| 113 | 179 | BAHLER Jonas |  SUI.1987.21706 | 0:03:41.12 | 105 | 0:03:45.15 | 116 | | 0:07:26.27 | +0:00:58.11 |
| 113 | 122 | SCHWENK Robert |  GER.1994.23041 | 0:03:38.09 | 94 | 0:03:48.18 | 124 | | 0:07:26.27 | +0:00:58.11 |
| 116 | 107 | DIEU Antonio |  FRA.1989.26701 | 0:03:40.30 | 102 | 0:03:46.35 | 120 | | 0:07:26.65 | +0:00:58.49 |
| 117 | 118 | MUELLER Igor WeRide Racing Team |  SUI.1996.22665 | 0:03:54.12 | 135 | 0:03:34.73 | 79 | | 0:07:28.85 | +0:01:00.69 |
| 118 | 174 | WERRES Florian |  GER.1999.36669 | 0:03:44.48 | 116 | 0:03:44.77 | 113 | | 0:07:29.25 | +0:01:01.09 |
| 119 | 129 | MARCHESE Francesco Mad Wheels - Enduro Team |  ITA.2000.32885 | 0:03:45.33 | 118 | 0:03:44.12 | 109 | | 0:07:29.45 | +0:01:01.29 |
| 120 | 168 | BAILLIF Florent |  SUI.1998.32580 | 0:03:52.52 | 131 | 0:03:38.51 | 94 | | 0:07:31.03 | +0:01:02.87 |
| 121 | 182 | LEONHARDT Konstantin |  GER.1996.35481 | 0:03:43.52 | 113 | 0:03:48.43 | 125 | | 0:07:31.95 | +0:01:03.79 |
| 121 | 149 | BERTUSSI Florian |  FRA.1995.26303 | 0:03:46.05 | 120 | 0:03:45.90 | 117 | | 0:07:31.95 | +0:01:03.79 |
| 123 | 116 | SUKCHANYA Chinnapat |  SUK.1997.25196 | 0:03:49.70 | 125 | 0:03:42.32 | 105 | | 0:07:32.02 | +0:01:03.86 |
| 124 | 159 | LARSSON Adam |  SWE.2000.30837 | 0:03:48.91 | 123 | 0:03:47.44 | 122 | | 0:07:36.35 | +0:01:08.19 |
| 125 | 132 | DEMUYLDER Jonas |  BEL.1997.25196 | 0:03:42.45 | 108 | 0:03:55.66 | 132 | | 0:07:38.11 | +0:01:09.95 |












Stage 2 Results

| Pos | Plate | Name Team | Nat EWS number | Sector 1 | Pos | Sector 2 | Pos | Penalties | Time | Gap |
|------------|-------|---|---|------------|-----|------------|-----|-----------|------------|-------------|
| MEN | | | | | | | | | | |
| 126 | 176 | SCHELBERT Aron |  SUI.2000.24501 | 0:03:49.89 | 128 | 0:03:49.68 | 128 | | 0:07:39.57 | +0:01:11.41 |
| 127 | 151 | KUECHLER Robin |  SUI.2000.23149 | 0:03:46.88 | 121 | 0:03:52.97 | 130 | | 0:07:39.85 | +0:01:11.69 |
| 128 | 166 | SEYDOUX Liam |  SUI.2000.23170 | 0:03:54.20 | 136 | 0:03:46.25 | 119 | | 0:07:40.45 | +0:01:12.29 |
| 129 | 137 | LANDMARK Ola Javold |  NOR.1999.25289 | 0:03:51.63 | 130 | 0:03:49.15 | 127 | | 0:07:40.78 | +0:01:12.62 |
| 130 | 150 | GUERIN Cedric |  FRA.1992.23190 | 0:03:53.55 | 134 | 0:03:53.05 | 131 | | 0:07:46.60 | +0:01:18.44 |
| 131 | 146 | LUPATO Denny |  ITA.1992.22852 | 0:04:04.72 | 138 | 0:03:43.50 | 106 | | 0:07:48.22 | +0:01:20.06 |
| 132 | 183 | BARICH Leopold |  GER.1998.22342 | 0:03:49.86 | 127 | 0:04:00.69 | 133 | | 0:07:50.55 | +0:01:22.39 |
| 133 | 144 | STEFANSSON Jonas |  ISL.1988.22287 | 0:03:53.37 | 132 | 0:04:05.75 | 135 | | 0:07:59.12 | +0:01:30.96 |
| 134 | 128 | GIACOBINI Stefano Mad Wheels - Enduro Team |  ITA.2000.22864 | 0:03:53.52 | 133 | 0:04:05.68 | 134 | | 0:07:59.20 | +0:01:31.04 |
| 135 | 180 | SCHROETTER Dennis |  GER.2000.21402 | 0:04:01.69 | 137 | 0:04:08.50 | 137 | | 0:08:10.19 | +0:01:42.03 |
| 136 | 134 | HANEL Matthias |  GER.1996.23046 | 0:03:45.97 | 119 | 0:04:25.50 | 138 | | 0:08:11.47 | +0:01:43.31 |
| 137 | 109 | ROSSI Saben |  USA.1985.23371 | 0:04:58.28 | 139 | 0:04:08.03 | 136 | | 0:09:06.31 | +0:02:38.15 |













Stage 2 Results

| Pos | Plate | Name Team | Nat EWS number | Sector 1 | Pos | Sector 2 | Pos | Penalties | Time | Gap |
|-------------------------|-------|-------------------------------|---|-------------------|-----|-------------------|-----|-----------|-------------------|-------------|
| MEN | | | | | | | | | | |
| 138 | 156 | POULSON Anthony |  | 0:06:27.69 | 140 | 0:03:50.43 | 129 | | 0:10:18.12 | +0:03:49.96 |
| 139 | 181 | CHRIST Jan |  GER.1998.25376 | 0:03:50.30 | 129 | 0:06:56.08 | 139 | | 0:10:46.38 | +0:04:18.22 |
| 140 | 171 | SCHNETTLER Christoph Felix |  GER.1992.33926 | 0:03:39.00 | 95 | 0:21:14.03 | 140 | | 0:24:53.03 | +0:18:24.87 |
| MEN Master 35+ | | | | | | | | | | |
| 1 | 262 | VESENBECKH Adrian |  GER.1979.33219 | <u>0:03:33.54</u> | 1 | 0:03:42.75 | 2 | | 0:07:16.29 | |
| 2 | 259 | AMOUR Karim |  FRA.1975.21696 | 0:03:42.92 | 3 | <u>0:03:36.08</u> | 1 | | 0:07:19.00 | +0:00:02.71 |
| 3 | 261 | CORRE Ludovic |  FRA.1983.21638 | 0:03:46.40 | 6 | 0:03:46.26 | 3 | | 0:07:32.66 | +0:00:16.37 |
| 4 | 266 | NEGRO Claudio |  SUI.1985.22754 | 0:03:42.23 | 2 | 0:03:52.90 | 4 | | 0:07:35.13 | +0:00:18.84 |
| 5 | 271 | MOESLE Niklaus |  SUI.1985.22800 | 0:03:44.39 | 5 | 0:03:56.48 | 5 | | 0:07:40.87 | +0:00:24.58 |
| 6 | 267 | MAGNEA Clement |  FRA.1985.21414 | 0:03:44.16 | 4 | 0:04:02.22 | 6 | | 0:07:46.38 | +0:00:30.09 |
| 7 | 274 | SALAMIN Raphael |  SUI.1972.33723 | 0:03:59.25 | 9 | 0:04:03.77 | 7 | | 0:08:03.02 | +0:00:46.73 |












Stage 2 Results

| Pos | Plate | Name Team | Nat EWS number | Sector 1 | Pos | Sector 2 | Pos | Penalties | Time | Gap |
|-------------------------|-------|---|---|-------------------|-----|-------------------|-----|-----------|-------------------|-------------|
| MEN Master 35+ | | | | | | | | | | |
| 8 | 272 | BODEUX Xavier |  BEL.1976.21936 | 0:04:01.14 | 10 | 0:04:09.48 | 8 | | 0:08:10.62 | +0:00:54.33 |
| 9 | 264 | CALVEZ Mathieu Urge Pyrenees Gravity |  FRA.1986.22152 | 0:03:55.85 | 7 | 0:04:18.47 | 10 | | 0:08:14.32 | +0:00:58.03 |
| 10 | 270 | SURBALLE Emiliano |  ARG.1978.24423 | 0:04:06.00 | 11 | 0:04:13.90 | 9 | | 0:08:19.90 | +0:01:03.61 |
| 11 | 260 | SCOTT Darren |  GBR.1971.22334 | 0:03:56.95 | 8 | 0:04:28.52 | 13 | | 0:08:25.47 | +0:01:09.18 |
| 12 | 275 | HUGHES David |  IRL.1971.21814 | 0:04:15.50 | 13 | 0:04:21.75 | 11 | | 0:08:37.25 | +0:01:20.96 |
| 13 | 263 | DAUMAS Eric |  FRA.1968.22075 | 0:04:10.90 | 12 | 0:04:28.97 | 14 | | 0:08:39.87 | +0:01:23.58 |
| 14 | 269 | PAJMA Martin |  CZE.1977.22282 | 0:04:33.83 | 14 | 0:04:27.78 | 12 | | 0:09:01.61 | +0:01:45.32 |
| MEN Under 21 | | | | | | | | | | |
| 1 | 204 | CAMOIN Francescu Specialized Racing |  FRA.2001.23545 | <u>0:03:23.02</u> | 1 | 0:03:27.10 | 5 | | 0:06:50.12 | |
| 2 | 239 | HOFFMAN Noah Kona Factory Team |  AUT.2003.36750 | 0:03:35.93 | 18 | <u>0:03:22.28</u> | 1 | | 0:06:58.21 | +0:00:08.09 |
| 3 | 235 | MENZIES Jack Forbidden Synthesis |  CAN.2001.22519 | 0:03:33.45 | 9 | 0:03:25.25 | 3 | | 0:06:58.70 | +0:00:08.58 |
| 4 | 205 | ICARDO Alexis Theory Global Enduro Team |  FRA.2003.31902 | 0:03:31.30 | 4 | 0:03:29.88 | 9 | | 0:07:01.18 | +0:00:11.06 |

Stage 2 Results

| Pos | Plate | Name Team | Nat EWS number | Sector 1 | Pos | Sector 2 | Pos | Penalties | Time | Gap |
|-----------------------|-------|--|---|------------|-----|------------|-----|-----------|-------------------|-------------|
| MEN Under 21 | | | | | | | | | | |
| 5 | 224 | HARRIS Bradley |  NZL.2001.27637 | 0:03:30.60 | 2 | 0:03:31.97 | 13 | | 0:07:02.57 | +0:00:12.45 |
| 6 | 208 | ARNAUD Nans |  FRA.2004.35462 | 0:03:39.93 | 25 | 0:03:24.20 | 2 | | 0:07:04.13 | +0:00:14.01 |
| 7 | 223 | RYYNANEN Tarmo |  FIN.2002.31950 | 0:03:31.60 | 5 | 0:03:33.38 | 15 | | 0:07:04.98 | +0:00:14.86 |
| 7 | 206 | STERCKX Nathan |  CAN.2001.22631 | 0:03:38.50 | 23 | 0:03:26.48 | 4 | | 0:07:04.98 | +0:00:14.86 |
| 9 | 226 | PIERCY Jack Commencal Enduro Team |  GBR.2004.36927 | 0:03:34.19 | 12 | 0:03:31.23 | 11 | | 0:07:05.42 | +0:00:15.30 |
| 10 | 237 | MORGAN Myles |  USA.2001.24399 | 0:03:35.80 | 16 | 0:03:30.40 | 10 | | 0:07:06.20 | +0:00:16.08 |
| 11 | 236 | HANCOCK Emmett |  CAN.2002.37051 | 0:03:35.02 | 14 | 0:03:31.30 | 12 | | 0:07:06.32 | +0:00:16.20 |
| 12 | 209 | STORR Alex |  GBR.2001.31009 | 0:03:37.02 | 20 | 0:03:29.45 | 8 | | 0:07:06.47 | +0:00:16.35 |
| 12 | 211 | MILLE Thimote |  FRA.2001.31623 | 0:03:33.07 | 8 | 0:03:33.40 | 16 | | 0:07:06.47 | +0:00:16.35 |
| 14 | 207 | WARNET Manu |  NED.2001.26267 | 0:03:33.55 | 10 | 0:03:33.45 | 17 | | 0:07:07.00 | +0:00:16.88 |
| 15 | 241 | LANDBO Hans |  DEN.2002.38800 | 0:03:32.78 | 7 | 0:03:35.97 | 19 | | 0:07:08.75 | +0:00:18.63 |
| 16 | 222 | BERTINI Lisandru Lapierre Zipp Collective |  FRA.2004.36198 | 0:03:36.35 | 19 | 0:03:34.55 | 18 | | 0:07:10.90 | +0:00:20.78 |













Stage 2 Results

| Pos | Plate | Name Team | Nat EWS number | Sector 1 | Pos | Sector 2 | Pos | Penalties | Time | Gap |
|-----------------------|-------|---|---|------------|-----|------------|-----|-----------|-------------------|-------------|
| MEN Under 21 | | | | | | | | | | |
| 17 | 255 | SANCHEZ SALAZAR Camilo |  COL.2001.23288 | 0:03:35.80 | 16 | 0:03:35.97 | 19 | | 0:07:11.77 | +0:00:21.65 |
| 18 | 254 | PAREDES MORENO Jose |  CHI.2001.23001 | 0:03:34.53 | 13 | 0:03:37.73 | 23 | | 0:07:12.26 | +0:00:22.14 |
| 19 | 228 | LANI Martino |  ITA.2001.22164 | 0:03:45.43 | 31 | 0:03:29.10 | 7 | | 0:07:14.53 | +0:00:24.41 |
| 20 | 230 | HELLY Johnathan |  CAN.2003.27147 | 0:03:46.90 | 34 | 0:03:28.08 | 6 | | 0:07:14.98 | +0:00:24.86 |
| 21 | 253 | FREDERICKSEN GARCIA Tomas |  CHI.2001.25553 | 0:03:39.52 | 24 | 0:03:36.15 | 21 | | 0:07:15.67 | +0:00:25.55 |
| 22 | 242 | SCHEELE William |  NOR.2003.33415 | 0:03:37.13 | 21 | 0:03:39.00 | 24 | | 0:07:16.13 | +0:00:26.01 |
| 23 | 227 | BYRNE Harry |  IRL.2001.23573 | 0:03:30.82 | 3 | 0:03:46.88 | 30 | | 0:07:17.70 | +0:00:27.58 |
| 24 | 238 | COPE Daniel |  GBR.2003.36534 | 0:03:33.94 | 11 | 0:03:45.33 | 28 | | 0:07:19.27 | +0:00:29.15 |
| 25 | 231 | RANDELL Jayden |  GBR.2003.27895 | 0:03:35.30 | 15 | 0:03:48.60 | 31 | | 0:07:23.90 | +0:00:33.78 |
| 26 | 250 | SCHLEICHER Valentin |  GER.2002.26946 | 0:03:44.70 | 29 | 0:03:40.17 | 26 | | 0:07:24.87 | +0:00:34.75 |
| 27 | 240 | GOWEIL Jonas Cube Action Team |  AUT.2002.36734 | 0:03:45.86 | 32 | 0:03:39.42 | 25 | | 0:07:25.28 | +0:00:35.16 |













Stage 2 Results

| Pos | Plate | Name Team | Nat EWS number | Sector 1 | Pos | Sector 2 | Pos | Penalties | Time | Gap |
|-----------------------|-------|---|---|------------|-----|------------|-----|-----------|-------------------|-------------|
| MEN Under 21 | | | | | | | | | | |
| 28 | 225 | EBDON Jake |  GBR.2001.32703 | 0:03:45.05 | 30 | 0:03:40.95 | 27 | | 0:07:26.00 | +0:00:35.88 |
| 29 | 244 | FILIPPI Mirko |  ITA.2001.26043 | 0:03:41.88 | 26 | 0:03:45.55 | 29 | | 0:07:27.43 | +0:00:37.31 |
| 30 | 249 | FLEURY Mathis |  FRA.2003.33539 | 0:03:53.74 | 38 | 0:03:37.36 | 22 | | 0:07:31.10 | +0:00:40.98 |
| 31 | 243 | LANDBO Mads |  DEN.2004.38802 | 0:03:37.55 | 22 | 0:03:55.77 | 36 | | 0:07:33.32 | +0:00:43.20 |
| 32 | 256 | HAZEN William |  USA.2002.26823 | 0:03:43.97 | 28 | 0:03:53.65 | 33 | | 0:07:37.62 | +0:00:47.50 |
| 33 | 252 | SMOLNIKAR Jakob |  SLO.2001.22228 | 0:03:47.27 | 35 | 0:03:51.75 | 32 | | 0:07:39.02 | +0:00:48.90 |
| 34 | 257 | TAYLOR Jacob |  USA.2003.31102 | 0:03:46.55 | 33 | 0:03:55.23 | 35 | | 0:07:41.78 | +0:00:51.66 |
| 35 | 246 | FANTINO Andrea Mad Wheels - Enduro Team |  ITA.2001.25554 | 0:03:52.47 | 37 | 0:03:54.18 | 34 | | 0:07:46.65 | +0:00:56.53 |
| 36 | 234 | FOURCADE Luca Urge Pyrenees Gravity |  FRA.2003.35944 | 0:03:42.69 | 27 | 0:04:11.10 | 37 | | 0:07:53.79 | +0:01:03.67 |
| 37 | 210 | CHAPIN Aiden Trek Factory Racing |  USA.2002.25700 | 0:03:32.65 | 6 | 0:04:25.40 | 39 | | 0:07:58.05 | +0:01:07.93 |
| 38 | 251 | VLASKOVAC Ben |  GER.2003.35875 | 0:03:48.55 | 36 | 0:04:14.77 | 38 | | 0:08:03.32 | +0:01:13.20 |
| 39 | 229 | PELISSERO Simone |  ITA.2001.21940 | 0:04:33.95 | 39 | 0:03:33.03 | 14 | | 0:08:06.98 | +0:01:16.86 |











Stage 2 Results

| Pos | Plate | Name Team | Nat EWS number | Sector 1 | Pos | Sector 2 | Pos | Penalties | Time | Gap |
|--------------|-------|---|---|-------------------|-----|-------------------|-----|-----------|-------------------|-------------|
| WOMEN | | | | | | | | | | |
| 1 | 41 | HARDEN Harriet Trek Factory Racing |  GBR.2001.22819 | <u>0:03:39.13</u> | 1 | 0:03:48.47 | 6 | | 0:07:27.60 | |
| 2 | 4 | CHARRE Morgane Pivot Factory Racing |  FRA.1990.21958 | 0:03:47.83 | 6 | 0:03:41.27 | 2 | | 0:07:29.10 | +0:00:01.50 |
| 3 | 40 | PUGIN Melanie FRA.1990.21693 |  FRA.1990.21693 | 0:03:49.38 | 9 | <u>0:03:40.35</u> | 1 | | 0:07:29.73 | +0:00:02.13 |
| 4 | 2 | KOREM Noga GT Factory Racing |  ISR.1991.21660 | 0:03:46.67 | 4 | 0:03:46.32 | 4 | | 0:07:32.99 | +0:00:05.39 |
| 5 | 9 | MILLER Miranda Kona Factory Team |  CAN.1990.21687 | 0:03:48.07 | 7 | 0:03:47.45 | 5 | | 0:07:35.52 | +0:00:07.92 |
| 6 | 1 | COURDURIER Isabeau Lapierre Zipp Collective |  FRA.1994.21731 | 0:03:42.52 | 2 | 0:03:53.35 | 10 | | 0:07:35.87 | +0:00:08.27 |
| 7 | 44 | CHARLES Estelle Rossignol Factory Team |  FRA.1997.22205 | 0:03:52.32 | 13 | 0:03:43.90 | 3 | | 0:07:36.22 | +0:00:08.62 |
| 8 | 43 | WINTON Katy GBR.1993.21730 |  GBR.1993.21730 | 0:03:46.95 | 5 | 0:03:52.40 | 8 | | 0:07:39.35 | +0:00:11.75 |
| 9 | 8 | MORRISON Rae Liv Racing |  NZL.1989.21630 | 0:03:54.47 | 17 | 0:03:48.85 | 7 | | 0:07:43.32 | +0:00:15.72 |
| 10 | 45 | RICHTER Raphaela Juliana Free Agents |  GER.1997.25746 | 0:03:50.68 | 10 | 0:03:52.82 | 9 | | 0:07:43.50 | +0:00:15.90 |
| 11 | 10 | BARAONA Rebecca Ibis Enduro Team |  GBR.1993.21715 | 0:03:46.18 | 3 | 0:03:57.72 | 14 | | 0:07:43.90 | +0:00:16.30 |
| 12 | 51 | BRUCHLE Veronika Cube Action Team |  GER.1995.22726 | 0:03:53.12 | 15 | 0:03:53.65 | 11 | | 0:07:46.77 | +0:00:19.17 |

Stage 2 Results

| Pos | Plate | Name Team | Nat EWS number | Sector 1 | Pos | Sector 2 | Pos | Penalties | Time | Gap |
|--------------|-------|--|---|------------|-----|------------|-----|-----------|-------------------|-------------|
| WOMEN | | | | | | | | | | |
| 13 | 7 | COOK Becky |  GBR.1986.21664 | 0:03:53.02 | 14 | 0:03:56.93 | 13 | | 0:07:49.95 | +0:00:22.35 |
| 14 | 47 | CHARLES Laura Orbea FOX Enduro Team |  FRA.1995.23500 | 0:03:50.71 | 11 | 0:04:01.79 | 19 | | 0:07:52.50 | +0:00:24.90 |
| 15 | 6 | GEHRIG Anita Norco Factory Team |  SUI.1987.21718 | 0:03:51.48 | 12 | 0:04:01.12 | 16 | | 0:07:52.60 | +0:00:25.00 |
| 16 | 49 | NABER Tanja Juliana Free Agents |  GER.1987.22367 | 0:03:49.22 | 8 | 0:04:05.57 | 20 | | 0:07:54.79 | +0:00:27.19 |
| 17 | 53 | NAUGHTON Isabella Liv Racing |  USA.2000.24733 | 0:03:56.77 | 19 | 0:03:58.40 | 15 | | 0:07:55.17 | +0:00:27.57 |
| 18 | 48 | DUVERT Julie Theory Global Enduro Team |  FRA.1996.21719 | 0:03:53.88 | 16 | 0:04:01.45 | 17 | | 0:07:55.33 | +0:00:27.73 |
| 19 | 52 | WIEDENROTH Sofia Specialized Racing |  GER.1995.24544 | 0:03:58.20 | 20 | 0:04:01.72 | 18 | | 0:07:59.92 | +0:00:32.32 |
| 20 | 188 | JOLIDON Sidonie |  SUI.1987.31073 | 0:04:05.19 | 24 | 0:03:56.26 | 12 | | 0:08:01.45 | +0:00:33.85 |
| 21 | 187 | ELLECOSTA Nadine Fastlight-Abetone |  ITA.1999.25437 | 0:03:55.89 | 18 | 0:04:10.79 | 22 | | 0:08:06.68 | +0:00:39.08 |
| 22 | 50 | PAULIN Louise Margareta Ibis Enduro Team |  SWE.1978.21619 | 0:04:04.33 | 23 | 0:04:09.12 | 21 | | 0:08:13.45 | +0:00:45.85 |
| 23 | 191 | HOVORKA Anja |  SUI.1989.37532 | 0:04:03.43 | 22 | 0:04:23.37 | 24 | | 0:08:26.80 | +0:00:59.20 |
| 24 | 189 | RUTZ Lea Salome |  SUI.1995.33389 | 0:04:10.70 | 25 | 0:04:17.35 | 23 | | 0:08:28.05 | +0:01:00.45 |


Stage 2 Results

| Pos | Plate | Name Team | Nat EWS number | Sector 1 | Pos | Sector 2 | Pos | Penalties | Time | Gap |
|---------------------------|-------|--|---|-------------------|-----|-------------------|-----|-----------|------------|-------------|
| WOMEN | | | | | | | | | | |
| 25 | 193 | LITTORIN SANDBU Anna |  NOR.2000.31919 | 0:04:02.71 | 21 | 0:04:26.17 | 25 | | 0:08:28.88 | +0:01:01.28 |
| 26 | 186 | SAVELLI Irene |  ITA.1992.22163 | 0:04:12.88 | 26 | 0:04:28.75 | 26 | | 0:08:41.63 | +0:01:14.03 |
| 27 | 192 | JOHNSEN Jonna |  DEN.1992.27207 | 0:04:25.60 | 27 | 0:05:19.36 | 27 | | 0:09:44.96 | +0:02:17.36 |
| WOMEN Master 35+ | | | | | | | | | | |
| 1 | 201 | PICTON Leonie Liv Racing |  AUS.1986.22420 | <u>0:04:18.69</u> | 1 | <u>0:04:27.13</u> | 1 | | 0:08:45.82 | |
| 2 | 202 | MICHEL Daniela |  SUI.1981.21559 | 0:04:27.50 | 2 | 0:04:54.68 | 2 | | 0:09:22.18 | +0:00:36.36 |
| WOMEN Under 21 | | | | | | | | | | |
| 1 | 196 | BAUMANN Lisa |  SUI.2001.37332 | <u>0:03:56.67</u> | 1 | <u>0:03:55.40</u> | 1 | | 0:07:52.07 | |
| 2 | 194 | RIVA Sophie |  ITA.2003.33949 | 0:03:57.54 | 2 | 0:04:02.85 | 2 | | 0:08:00.39 | +0:00:08.32 |
| 3 | 200 | LAN Emmy |  CAN.2004.33463 | 0:03:58.66 | 3 | 0:04:06.82 | 4 | | 0:08:05.48 | +0:00:13.41 |
| 4 | 195 | GALLO FUENTES Paz |  CHI.2002.30413 | 0:04:05.25 | 4 | 0:04:03.23 | 3 | | 0:08:08.48 | +0:00:16.41 |
| 5 | 198 | HENRY Justine Urge Pyrenees Gravity |  FRA.2003.32717 | 0:04:31.67 | 6 | 0:04:31.58 | 5 | | 0:09:03.25 | +0:01:11.18 |

Stage 2 Results

| Pos | Plate | Name Team | Nat EWS number | Sector 1 | Pos | Sector 2 | Pos | Penalties | Time | Gap |
|-----|-------|--------------|-------------------|----------|-----|----------|-----|-----------|------|-----|
|-----|-------|--------------|-------------------|----------|-----|----------|-----|-----------|------|-----|

WOMEN | Under 21

| | | | | | | | | | | |
|---|-----|-------------------------------------|---|------------|---|------------|---|--|-------------------|-------------|
| 6 | 199 | GARGES RESTREPO Valentina |  COL.2002.39273 | 0:04:20.14 | 5 | 0:04:57.25 | 6 | | 0:09:17.39 | +0:01:25.32 |
|---|-----|-------------------------------------|---|------------|---|------------|---|--|-------------------|-------------|

Statistics

| Entries / Nations | Finished | DNF | DSQ | DNS | Weather | Temperature | Distance | Elevation |
|-------------------|----------|-----|-----|-----|---------------|-------------|----------|-----------|
| 228 / 29 | 228 | 0 | 0 | 0 | Partly Cloudy | 20 °C | | |

DNF: did not finish · DNS: did not start · DSQ: disqualified