
























Stage 3 Results

Pos	Plate	Name Team	Nat EWS number	Sector 1	Pos	Sector 2	Pos	Penalties	Time	Gap
MEN										
1	24	DENIAUD Youn Giant Factory Off-Road	 FRA.1996.22994	0:02:58.62	2	0:01:10.33	3		0:04:08.95	
2	3	MIQUEL Kevin Specialized Racing	 FRA.1991.21704	<u>0:02:58.58</u>	1	0:01:10.45	4		0:04:09.03	+0:00:00.08
3	11	MELAMED Jesse Rocky Mountain Race Face	 CAN.1992.21596	0:02:59.32	5	<u>0:01:10.07</u>	1		0:04:09.39	+0:00:00.44
4	58	FEARON Connor Kona Factory Team	 AUS.1994.24834	0:02:58.75	3	0:01:11.65	15		0:04:10.40	+0:00:01.45
5	37	MAES Martin GT Factory Racing	 BEL.1997.21636	0:03:00.05	7	0:01:11.05	10		0:04:11.10	+0:00:02.15
6	7	RUDE JR Richard Yeti / Fox Factory Team	 USA.1995.21739	0:02:59.63	6	0:01:11.53	12		0:04:11.16	+0:00:02.21
7	22	BORGES Jose Canyon Collective	 POR.1990.21669	0:03:00.93	10	0:01:10.32	2		0:04:11.25	+0:00:02.30
8	21	MOIR Jack Canyon Collective	 AUS.1994.33430	0:03:00.78	9	0:01:10.52	6		0:04:11.30	+0:00:02.35
9	57	VEZINA Mckay Giant Factory Off-Road	 CAN.1995.21632	0:03:00.50	8	0:01:11.00	9		0:04:11.50	+0:00:02.55
10	25	VIDAL Antoine Commencal Enduro Team	 FRA.2001.25035	0:03:01.32	11	0:01:12.06	20		0:04:13.38	+0:00:04.43
11	10	JOHANSEN Zakarias Ibis Enduro Team	 SWE.1992.21863	0:03:02.87	13	0:01:10.83	8		0:04:13.70	+0:00:04.75
12	54	MENJOU Irene	 FRA.1995.22122	0:03:03.47	16	0:01:11.45	11		0:04:14.92	+0:00:05.97












Stage 3 Results

Pos	Plate	Name Team	Nat EWS number	Sector 1	Pos	Sector 2	Pos	Penalties	Time	Gap
MEN										
13	83	AGURTO GALLEGUILLOS Felipe Ignacio	 CHI.2000.22474	0:03:03.05	14	0:01:12.50	26		0:04:15.55	+0:00:06.60
14	39	VERNER Rhys Forbidden Synthesis	 CAN.1997.22407	0:03:03.24	15	0:01:12.85	28		0:04:16.09	+0:00:07.14
15	28	WOOLLEY Kasper Yeti / OneUp PRO Team	 CAN.1999.21348	0:03:04.48	17	0:01:11.74	17		0:04:16.22	+0:00:07.27
16	5	DAILLY Adrien Lapierre Zipp Collective	 FRA.1996.21677	0:03:05.26	20	0:01:11.54	13		0:04:16.80	+0:00:07.85
17	8	WALKER Matthew Pivot Factory Racing	 NZL.1990.21846	0:03:06.68	30	0:01:10.77	7		0:04:17.45	+0:00:08.50
18	31	MURRAY Charles Specialized Racing	 NZL.1996.22752	0:03:06.22	24	0:01:11.55	14		0:04:17.77	+0:00:08.82
19	1	HILL Samuel Chain Reaction Cycles	 AUS.1985.21775	0:03:04.75	18	0:01:13.05	31		0:04:17.80	+0:00:08.85
20	77	SERVANT Camille	 FRA.1994.22691	0:03:05.94	23	0:01:12.03	19		0:04:17.97	+0:00:09.02
21	75	FRANCK Gilles	 BEL.2000.22291	0:03:04.78	19	0:01:13.35	37		0:04:18.13	+0:00:09.18
22	13	WALLNER Robin Ibis Enduro Team	 SWE.1988.21594	0:03:06.27	25	0:01:12.28	24		0:04:18.55	+0:00:09.60
23	15	NEER Shawn Yeti / Fox Factory Team	 USA.1991.21712	0:03:06.63	29	0:01:12.15	21		0:04:18.78	+0:00:09.83












Stage 3 Results

Pos	Plate	Name Team	Nat EWS number	Sector 1	Pos	Sector 2	Pos	Penalties	Time	Gap
MEN										
24	55	TEXTOR Christian Team BULLS	 GER.1990.22845	0:03:06.41	26	0:01:12.67	27		0:04:19.08	+0:00:10.13
25	34	CHARLES Clement Rossignol Factory Team	 FRA.1994.22206	0:03:06.84	32	0:01:12.25	22		0:04:19.09	+0:00:10.14
26	71	GARAY TAMAYO Iago Santa Cruz	 ESP.1991.21707	0:03:05.79	22	0:01:13.31	36		0:04:19.10	+0:00:10.15
27	79	WRIGHT Keegan Devinci Global Racing	 NZL.1996.21734	0:03:07.14	36	0:01:12.39	25		0:04:19.53	+0:00:10.58
28	26	HEAP Elliott Chain Reaction Cycles	 GBR.1998.21783	0:03:05.52	21	0:01:14.23	48		0:04:19.75	+0:00:10.80
29	6	GAUVIN Remi Rocky Mountain Race Face	 CAN.1992.21624	0:03:06.90	33	0:01:12.98	29		0:04:19.88	+0:00:10.93
30	38	CALLAGHAN Gregory Devinci Global Racing	 IRL.1991.21827	0:03:06.92	34	0:01:13.11	32		0:04:20.03	+0:00:11.08
31	63	NATION Joseph Pole Enduro Race Team	 NZL.1989.21670	0:03:08.63	39	0:01:11.67	16		0:04:20.30	+0:00:11.35
32	62	PAULHAN Romain Santa Cruz	 FRA.1988.22706	0:03:06.57	28	0:01:14.28	49		0:04:20.85	+0:00:11.90
33	30	PIGEON Hugo Scott SR Suntour Enduro Team	 FRA.1996.23507	0:03:07.50	37	0:01:13.37	38		0:04:20.87	+0:00:11.92
34	64	CARBALLO GONZALEZ Edgar Orbea FOX Enduro Team	 ESP.1988.30531	0:03:06.50	27	0:01:14.43	50		0:04:20.93	+0:00:11.98












Stage 3 Results

Pos	Plate	Name Team	Nat EWS number	Sector 1	Pos	Sector 2	Pos	Penalties	Time	Gap
MEN										
35	14	LUCAS Cole Ibis Enduro Team	 NZL.1998.23013	0:03:09.18	42	0:01:11.87	18		0:04:21.05	+0:00:12.10
36	27	OTON Damien Orbea FOX Enduro Team	 FRA.1987.21728	0:03:08.02	38	0:01:13.18	33		0:04:21.20	+0:00:12.25
37	68	FRANCARDO Tommaso	 ITA.1997.22813	0:03:07.02	35	0:01:14.58	54		0:04:21.60	+0:00:12.65
38	177	WEBER Basil	 SUI.1992.35964	0:03:08.68	40	0:01:13.00	30		0:04:21.68	+0:00:12.73
39	23	LUKASIK Slawomir	 POL.1993.24876	0:03:11.55	50	0:01:10.45	4		0:04:22.00	+0:00:13.05
40	56	SECONDI Nathan Fulgur Factory Team	 FRA.1999.22133	0:03:08.80	41	0:01:13.30	35		0:04:22.10	+0:00:13.15
41	155	RICARD Philippe	 CAN.1999.23531	0:03:09.95	44	0:01:12.25	22		0:04:22.20	+0:00:13.25
42	4	TORDO Dimitri Canyon Collective	 FRA.1993.21764	0:02:59.25	4	0:01:23.05	126		0:04:22.30	+0:00:13.35
43	32	GALY Theo Sunn French Connexion By Alpe D'Huez	 FRA.1990.21691	0:03:10.04	45	0:01:13.70	41		0:04:23.74	+0:00:14.79
44	99	WALL Evan Orbea FOX Enduro Team	 CAN.1999.23531	0:03:10.90	47	0:01:13.20	34		0:04:24.10	+0:00:15.15
45	84	KRASNY Carter	 CAN.1999.22027	0:03:10.60	46	0:01:13.70	41		0:04:24.30	+0:00:15.35

Stage 3 Results

Pos	Plate	Name Team	Nat EWS number	Sector 1	Pos	Sector 2	Pos	Penalties	Time	Gap
MEN										
46	72	GRANT Kelan Chain Reaction Cycles	 IRL.1993.21773	0:03:11.91	52	0:01:13.94	45		0:04:25.85	+0:00:16.90
47	78	MACARTHUR Glenn	 FRA.2000.22879	0:03:12.48	53	0:01:13.60	40		0:04:26.08	+0:00:17.13
48	93	BERNET Jonas	 SUI.1994.33390	0:03:10.94	48	0:01:15.18	57		0:04:26.12	+0:00:17.17
49	2	NICOLAI Florian Trek Factory Racing	 FRA.1993.21749	0:03:11.26	49	0:01:15.37	60		0:04:26.63	+0:00:17.68
50	76	DRACH Torben	 GER.1998.22419	0:03:09.62	43	0:01:17.07	76		0:04:26.69	+0:00:17.74
51	85	SELF Daniel Theory Global Enduro Team	 NZL.1998.21834	0:03:11.75	51	0:01:15.33	59		0:04:27.08	+0:00:18.13
52	112	GALLAGHER Christopher	 GBR.1993.23014	0:03:13.55	59	0:01:13.78	43		0:04:27.33	+0:00:18.38
53	59	LARBEOU Guillaume Sunn French Connexion By Alpe D'Huez	 FRA.1994.25575	0:03:13.18	57	0:01:14.47	52		0:04:27.65	+0:00:18.70
54	88	CIRIEGO Maxime	 FRA.1997.34167	0:03:13.80	61	0:01:13.87	44		0:04:27.67	+0:00:18.72
55	60	LUTHI Patrick	 SUI.1992.22607	0:03:12.88	55	0:01:14.92	56		0:04:27.80	+0:00:18.85
56	73	PESENTI Marcello	 ITA.1994.21853	0:03:13.35	58	0:01:14.60	55		0:04:27.95	+0:00:19.00












Stage 3 Results

Pos	Plate	Name Team	Nat EWS number	Sector 1	Pos	Sector 2	Pos	Penalties	Time	Gap
MEN										
57	97	MOROTTI Hugo	 FRA.2000.24522	0:03:13.67	60	0:01:14.46	51		0:04:28.13	+0:00:19.18
58	29	VENDEMMIA Mirco Fastlight-Abetone	 ITA.1998.21871	0:03:02.78	12	0:01:26.04	135		0:04:28.82	+0:00:19.87
59	61	TORRALBA GARASA Juan Gabriel Orbea FOX Enduro Team	 ESP.1997.21633	0:03:12.65	54	0:01:16.53	73		0:04:29.18	+0:00:20.23
60	115	TEJCHMAN Premek	 CZE.1988.22389	0:03:15.23	65	0:01:14.15	47		0:04:29.38	+0:00:20.43
61	90	HEBERT Ambroise	 FRA.1993.21934	0:03:12.94	56	0:01:16.45	71		0:04:29.39	+0:00:20.44
62	159	LARSSON Adam	 SWE.2000.30837	0:03:16.64	70	0:01:14.13	46		0:04:30.77	+0:00:21.82
63	17	CHAPUIS Maxime	 SUI.1994.22784	0:03:14.67	64	0:01:16.15	66		0:04:30.82	+0:00:21.87
64	66	GAILLOT Baptiste	 FRA.1991.21771	0:03:17.78	77	0:01:13.40	39		0:04:31.18	+0:00:22.23
65	108	LORENZ Mehdi	 SUI.1993.27619	0:03:15.52	66	0:01:16.03	63		0:04:31.55	+0:00:22.60
66	36	JEANDEL Louis Sunn French Connexion By Alpe D'Huez	 FRA.1998.22140	0:03:14.13	63	0:01:17.60	83		0:04:31.73	+0:00:22.78
67	87	PFEIL Max	 GER.1998.27442	0:03:15.92	68	0:01:15.93	62		0:04:31.85	+0:00:22.90












Stage 3 Results

Pos	Plate	Name Team	Nat EWS number	Sector 1	Pos	Sector 2	Pos	Penalties	Time	Gap
MEN										
68	70	BLAIR Lachlan Orange Factory Racing	 GBR.1995.21426	0:03:15.81	67	0:01:16.49	72		0:04:32.30	+0:00:23.35
69	86	CONNELL Joseph Orange Factory Racing	 GBR.1994.21745	0:03:17.13	74	0:01:15.32	58		0:04:32.45	+0:00:23.50
70	94	JONES Jono	 GBR.1994.37370	0:03:14.08	62	0:01:18.69	102		0:04:32.77	+0:00:23.82
71	140	TRAINER Myles	 USA.1992.22401	0:03:16.70	72	0:01:16.18	68		0:04:32.88	+0:00:23.93
72	167	BISSON Zian	 FRA.2000.26059	0:03:16.11	69	0:01:17.92	91		0:04:34.03	+0:00:25.08
73	81	RICHARDSON John	 USA.1999.22929	0:03:17.75	76	0:01:16.30	70		0:04:34.05	+0:00:25.10
74	124	KNAPEC Martin	 SVK.1994.26017	0:03:16.68	71	0:01:17.44	80		0:04:34.12	+0:00:25.17
75	163	OMDAL Oskar	 NOR.2000.32277	0:03:18.77	78	0:01:15.91	61		0:04:34.68	+0:00:25.73
76	100	TOOKE Jacob	 CAN.1999.22078	0:03:19.43	80	0:01:16.08	64		0:04:35.51	+0:00:26.56
77	80	BENOIT Clement	 FRA.1991.21770	0:03:19.42	79	0:01:16.25	69		0:04:35.67	+0:00:26.72
78	156	POULSON Anthony	 CAN.1999.22078	0:03:17.40	75	0:01:18.84	104		0:04:36.24	+0:00:27.29
79	179	BAHLER Jonas	 SUI.1987.21706	0:03:19.49	82	0:01:16.86	75		0:04:36.35	+0:00:27.40


Stage 3 Results

Pos	Plate	Name Team	Nat EWS number	Sector 1	Pos	Sector 2	Pos	Penalties	Time	Gap
MEN										
80	154	HUTCHENS Chris	 GBR.1989.22999	0:03:19.43	80	0:01:17.52	82		0:04:36.95	+0:00:28.00
81	74	CASADEI Nicola	 ITA.1989.21878	0:03:20.84	89	0:01:16.13	65		0:04:36.97	+0:00:28.02
82	117	VOTH Janik	 GER.1997.25435	0:03:19.68	83	0:01:17.34	79		0:04:37.02	+0:00:28.07
83	33	STONE Brady Theory Global Enduro Team	 NZL.2000.23119	0:03:06.71	31	0:01:30.62	138		0:04:37.33	+0:00:28.38
83	118	MUELLER Igor WeRide Racing Team	 SUI.1996.22665	0:03:17.11	73	0:01:20.22	110		0:04:37.33	+0:00:28.38
85	111	BURNS CONTRERAS Jeronimo	 CHI.2000.33352	0:03:20.04	84	0:01:17.68	87		0:04:37.72	+0:00:28.77
86	96	ESCUDIER Thomas	 FRA.1991.21945	0:03:20.13	86	0:01:17.62	85		0:04:37.75	+0:00:28.80
87	133	RENZ Daniel	 GER.1996.26028	0:03:20.70	88	0:01:17.28	78		0:04:37.98	+0:00:29.03
88	105	JANSER Robin	 SUI.2000.25837	0:03:22.12	92	0:01:16.16	67		0:04:38.28	+0:00:29.33
89	178	WEBER Myles	 SUI.1996.35963	0:03:20.06	85	0:01:18.49	100		0:04:38.55	+0:00:29.60
90	136	HOBON CARRASCO Pablo	 CHI.1992.33496	0:03:21.43	90	0:01:18.10	92		0:04:39.53	+0:00:30.58

Stage 3 Results

Pos	Plate	Name Team	Nat EWS number	Sector 1	Pos	Sector 2	Pos	Penalties	Time	Gap
MEN										
91	65	CURE Alexandre	 FRA.1993.21675	0:03:20.40	87	0:01:19.68	107		0:04:40.08	+0:00:31.13
92	162	FAGERBERG Philip	 SWE.1996.25802	0:03:23.63	97	0:01:16.60	74		0:04:40.23	+0:00:31.28
93	120	MIHALKOVITS Peter	 AUT.1993.23608	0:03:22.85	93	0:01:17.47	81		0:04:40.32	+0:00:31.37
94	138	OPPLIGER Timothee	 SUI.1992.21701	0:03:23.12	94	0:01:17.75	88		0:04:40.87	+0:00:31.92
95	119	GROTTI Nicola Fastlight-Abetone	 ITA.2000.21925	0:03:23.58	95	0:01:17.85	90		0:04:41.43	+0:00:32.48
96	147	DALPIAN Davide	 ITA.1997.21865	0:03:21.97	91	0:01:19.90	108		0:04:41.87	+0:00:32.92
97	110	CARROLL Gavin	 IRL.1993.35848	0:03:23.60	96	0:01:18.78	103		0:04:42.38	+0:00:33.43
98	172	HASSFELD Joel	 GER.1998.33907	0:03:24.85	98	0:01:18.12	93		0:04:42.97	+0:00:34.02
99	102	RYAN Fergus	 GBR.1993.22458	0:03:25.41	99	0:01:18.12	93		0:04:43.53	+0:00:34.58
100	106	PETER Stefan	 SUI.1992.23004	0:03:26.13	101	0:01:18.32	97		0:04:44.45	+0:00:35.50
101	104	ARNAUD Quentin Sunn French Connexion By Alpe D'Huez	 FRA.1994.22628	0:03:26.90	104	0:01:17.67	86		0:04:44.57	+0:00:35.62












Stage 3 Results

Pos	Plate	Name Team	Nat EWS number	Sector 1	Pos	Sector 2	Pos	Penalties	Time	Gap
MEN										
102	130	BEAN Nicolas Theory Global Enduro Team	 USA.1999.22730	0:03:27.58	108	0:01:17.60	83		0:04:45.18	+0:00:36.23
103	174	WERRES Florian	 GER.1999.36669	0:03:26.26	102	0:01:18.94	106		0:04:45.20	+0:00:36.25
104	123	MARFURT Silvan	 SUI.1988.22319	0:03:27.02	105	0:01:18.30	95		0:04:45.32	+0:00:36.37
105	116	SUKCHANYA Chinnapat	 THA.1999.22319	0:03:27.87	109	0:01:18.30	95		0:04:46.17	+0:00:37.22
106	168	BAILLIF Florent	 SUI.1998.32580	0:03:27.94	110	0:01:18.38	99		0:04:46.32	+0:00:37.37
107	82	IENZER Emeric	 FRA.1999.31862	0:03:28.42	111	0:01:18.32	97		0:04:46.74	+0:00:37.79
108	164	ANGIOLINI Sebastien	 SUI.1993.21614	0:03:27.44	107	0:01:19.90	108		0:04:47.34	+0:00:38.39
109	92	WILSON Thomas Orange Factory Racing	 GBR.2000.22553	0:03:30.00	113	0:01:17.84	89		0:04:47.84	+0:00:38.89
110	169	TUCKER Richard	 GBR.1991.36353	0:03:27.08	106	0:01:21.15	120		0:04:48.23	+0:00:39.28
111	126	DERKUM Christian	 GER.1991.23043	0:03:30.16	114	0:01:18.52	101		0:04:48.68	+0:00:39.73
112	137	LANDMARK Ola Javold	 NOR.1999.25289	0:03:31.62	120	0:01:17.23	77		0:04:48.85	+0:00:39.90
113	107	DIEU Antonio	 FRA.1989.26701	0:03:26.03	100	0:01:24.07	130		0:04:50.10	+0:00:41.15











Stage 3 Results

Pos	Plate	Name Team	Nat EWS number	Sector 1	Pos	Sector 2	Pos	Penalties	Time	Gap
MEN										
114	182	LEONHARDT Konstantin	 GER.1996.35481	0:03:29.91	112	0:01:20.42	112		0:04:50.33	+0:00:41.38
115	109	ROSSI Saben	 USA.1985.23371	0:03:31.02	116	0:01:21.05	118		0:04:52.07	+0:00:43.12
116	148	DODINO Giacomo	 ITA.1994.22466	0:03:31.05	117	0:01:21.06	119		0:04:52.11	+0:00:43.16
117	146	LUPATO Denny	 ITA.1992.22852	0:03:31.56	118	0:01:20.74	115		0:04:52.30	+0:00:43.35
118	122	SCHWENK Robert	 GER.1994.23041	0:03:31.77	121	0:01:21.48	122		0:04:53.25	+0:00:44.30
119	95	DAUMAS Theo	 FRA.1996.21873	0:03:26.47	103	0:01:26.85	136		0:04:53.32	+0:00:44.37
120	132	DEMUYLDER Jonas	 BEL.1997.25196	0:03:31.58	119	0:01:21.99	124		0:04:53.57	+0:00:44.62
121	166	SEYDOUX Liam	 SUI.2000.23170	0:03:33.23	122	0:01:20.64	113		0:04:53.87	+0:00:44.92
122	125	KOLAR Michael	 SVK.1992.30439	0:03:33.49	124	0:01:20.86	116		0:04:54.35	+0:00:45.40
123	165	JENNI Luca	 SUI.1999.36806	0:03:34.03	125	0:01:21.33	121		0:04:55.36	+0:00:46.41
124	145	MARI MARI Mariano	 ESP.1997.22453	0:03:30.58	115	0:01:25.50	133		0:04:56.08	+0:00:47.13
125	176	SCHELBERT Aron	 SUI.2000.24501	0:03:35.95	126	0:01:20.65	114		0:04:56.60	+0:00:47.65


Stage 3 Results

Pos	Plate	Name Team	Nat EWS number	Sector 1	Pos	Sector 2	Pos	Penalties	Time	Gap
MEN										
126	181	CHRIST Jan	 GER.1998.25376	0:03:36.65	127	0:01:20.32	111		0:04:56.97	+0:00:48.02
127	151	KUECHLER Robin	 SUI.2000.23149	0:03:33.41	123	0:01:23.96	129		0:04:57.37	+0:00:48.42
128	149	BERTUSSI Florian	 FRA.1995.26303	0:03:39.71	128	0:01:22.22	125		0:05:01.93	+0:00:52.98
129	103	LUPATO Alex	 ITA.1989.22851	0:03:41.04	130	0:01:21.92	123		0:05:02.96	+0:00:54.01
130	180	SCHROETTER Dennis	 GER.2000.21402	0:03:40.20	129	0:01:25.17	132		0:05:05.37	+0:00:56.42
131	183	BARICH Leopold	 GER.1998.22342	0:03:42.68	131	0:01:23.77	128		0:05:06.45	+0:00:57.50
132	129	MARCHESE Francesco Mad Wheels - Enduro Team	 ITA.2000.32885	0:03:48.87	135	0:01:18.90	105		0:05:07.77	+0:00:58.82
133	175	WUENSCHER Anton Lauritz	 GER.1993.33245	0:03:46.72	133	0:01:23.45	127		0:05:10.17	+0:01:01.22
134	150	GUERIN Cedric	 FRA.1992.23190	0:03:46.27	132	0:01:25.55	134		0:05:11.82	+0:01:02.87
135	128	GIACOBINI Stefano Mad Wheels - Enduro Team	 ITA.2000.22864	0:03:47.25	134	0:01:24.85	131		0:05:12.10	+0:01:03.15
136	157	DOYLE Thomas	 CAN.1999.12345	0:04:06.88	138	0:01:14.47	52		0:05:21.35	+0:01:12.40

Stage 3 Results

Pos	Plate	Name Team	Nat EWS number	Sector 1	Pos	Sector 2	Pos	Penalties	Time	Gap
MEN										
137	171	SCHNETTLER Christoph Felix	 GER.1992.33926	0:03:50.35	136	0:01:35.25	139		0:05:25.60	+0:01:16.65
138	144	STEFANSSON Jonas	 ISL.1988.22287	0:04:01.95	137	0:01:28.65	137		0:05:30.60	+0:01:21.65
139	67	KANGAS Oliwer	 SWE.1992.33903	0:04:26.95	139	0:01:20.89	117		0:05:47.84	+0:01:38.89
MEN Master 35+										
1	259	AMOUR Karim	 FRA.1975.21696	<u>0:03:21.31</u>	1	<u>0:01:18.84</u>	1		0:04:40.15	
2	262	VESENBECKH Adrian	 GER.1979.33219	0:03:27.56	2	0:01:20.16	2		0:04:47.72	+0:00:07.57
3	261	CORRE Ludovic	 FRA.1983.21638	0:03:34.05	3	0:01:21.33	4		0:04:55.38	+0:00:15.23
4	266	NEGRO Claudio	 SUI.1985.22754	0:03:36.33	4	0:01:20.80	3		0:04:57.13	+0:00:16.98
5	274	SALAMIN Raphael	 SUI.1972.33723	0:03:42.15	5	0:01:22.07	6		0:05:04.22	+0:00:24.07
6	267	MAGNEA Clement	 FRA.1985.21414	0:03:43.27	6	0:01:21.73	5		0:05:05.00	+0:00:24.85
7	271	MOESLE Niklaus	 SUI.1985.22800	0:03:46.18	7	0:01:22.15	7		0:05:08.33	+0:00:28.18













Stage 3 Results

Pos	Plate	Name Team	Nat EWS number	Sector 1	Pos	Sector 2	Pos	Penalties	Time	Gap
MEN Master 35+										
8	272	BODEUX Xavier	 BEL.1976.21936	0:03:47.47	8	0:01:26.81	8		0:05:14.28	+0:00:34.13
9	260	SCOTT Darren	 GBR.1971.22334	0:03:48.41	9	0:01:28.12	10		0:05:16.53	+0:00:36.38
10	270	SURBALLE Emiliano	 ARG.1978.24423	0:04:00.31	10	0:01:32.47	13		0:05:32.78	+0:00:52.63
11	264	CALVEZ Mathieu Urge Pyrenees Gravity	 FRA.1986.22152	0:04:06.10	11	0:01:28.73	11		0:05:34.83	+0:00:54.68
12	263	DAUMAS Eric	 FRA.1968.22075	0:04:07.62	12	0:01:28.05	9		0:05:35.67	+0:00:55.52
13	275	HUGHES David	 IRL.1971.21814	0:04:15.53	13	0:01:32.50	14		0:05:48.03	+0:01:07.88
14	269	PAJMA Martin	 CZE.1977.22282	0:04:22.80	14	0:01:31.61	12		0:05:54.41	+0:01:14.26
MEN Under 21										
1	226	PIERCY Jack Commencal Enduro Team	 GBR.2004.36927	<u>0:03:09.18</u>	1	0:01:14.12	5		0:04:23.30	
2	224	HARRIS Bradley	 NZL.2001.27637	0:03:09.97	2	0:01:14.71	9		0:04:24.68	+0:00:01.38
3	204	CAMOIN Francescu Specialized Racing	 FRA.2001.23545	0:03:13.18	6	<u>0:01:12.48</u>	1		0:04:25.66	+0:00:02.36
4	237	MORGAN Myles	 USA.2001.24399	0:03:12.53	4	0:01:14.10	3		0:04:26.63	+0:00:03.33












Stage 3 Results

Pos	Plate	Name Team	Nat EWS number	Sector 1	Pos	Sector 2	Pos	Penalties	Time	Gap
MEN Under 21										
5	208	ARNAUD Nans	 FRA.2004.35462	0:03:12.62	5	0:01:14.23	7		0:04:26.85	+0:00:03.55
6	255	SANCHEZ SALAZAR Camilo	 COL.2001.23288	0:03:12.47	3	0:01:14.90	10		0:04:27.37	+0:00:04.07
7	235	MENZIES Jack Forbidden Synthesis	 CAN.2001.22519	0:03:13.72	8	0:01:13.70	2		0:04:27.42	+0:00:04.12
8	206	STERCKX Nathan	 CAN.2001.22631	0:03:14.09	10	0:01:14.13	6		0:04:28.22	+0:00:04.92
9	223	RYYNANEN Tarmo	 FIN.2002.31950	0:03:13.95	9	0:01:14.95	11		0:04:28.90	+0:00:05.60
10	211	MILLE Thimote	 FRA.2001.31623	0:03:15.00	12	0:01:14.10	3		0:04:29.10	+0:00:05.80
11	228	LANI Martino	 ITA.2001.22164	0:03:13.53	7	0:01:16.70	18		0:04:30.23	+0:00:06.93
12	209	STORR Alex	 GBR.2001.31009	0:03:15.10	13	0:01:15.57	13		0:04:30.67	+0:00:07.37
13	230	HELLY Johnathan	 CAN.2003.27147	0:03:14.38	11	0:01:16.57	16		0:04:30.95	+0:00:07.65
14	236	HANCOCK Emmett	 CAN.2002.37051	0:03:16.98	15	0:01:15.84	14		0:04:32.82	+0:00:09.52
15	222	BERTINI Lisandru Lapierre Zipp Collective	 FRA.2004.36198	0:03:16.32	14	0:01:16.62	17		0:04:32.94	+0:00:09.64

Stage 3 Results

Pos	Plate	Name Team	Nat EWS number	Sector 1	Pos	Sector 2	Pos	Penalties	Time	Gap
MEN Under 21										
16	207	WARNET Manu	 NED.2001.26267	0:03:18.85	18	0:01:14.50	8		0:04:33.35	+0:00:10.05
17	229	PELISSERO Simone	 ITA.2001.21940	0:03:17.40	17	0:01:17.08	22		0:04:34.48	+0:00:11.18
18	242	SCHEELE William	 NOR.2003.33415	0:03:17.32	16	0:01:17.35	23		0:04:34.67	+0:00:11.37
19	205	ICARDO Alexis Theory Global Enduro Team	 FRA.2003.31902	0:03:19.60	19	0:01:15.42	12		0:04:35.02	+0:00:11.72
20	240	GOWEIL Jonas Cube Action Team	 AUT.2002.36734	0:03:19.90	20	0:01:16.75	20		0:04:36.65	+0:00:13.35
21	243	LANDBO Mads	 DEN.2004.38802	0:03:20.66	21	0:01:18.54	30		0:04:39.20	+0:00:15.90
22	210	CHAPIN Aiden Trek Factory Racing	 USA.2002.25700	0:03:24.70	22	0:01:16.95	21		0:04:41.65	+0:00:18.35
23	254	PAREDES MORENO Jose	 CHI.2001.23001	0:03:24.72	23	0:01:17.90	27		0:04:42.62	+0:00:19.32
24	241	LANDBO Hans	 DEN.2002.38800	0:03:26.50	26	0:01:16.20	15		0:04:42.70	+0:00:19.40
25	238	COPE Daniel	 GBR.2003.36534	0:03:26.42	25	0:01:16.73	19		0:04:43.15	+0:00:19.85
26	225	EBDON Jake	 GBR.2001.32703	0:03:25.12	24	0:01:18.38	29		0:04:43.50	+0:00:20.20
27	227	BYRNE Harry	 IRL.2001.23573	0:03:27.08	27	0:01:17.75	25		0:04:44.83	+0:00:21.53

Stage 3 Results













Pos	Plate	Name Team	Nat EWS number	Sector 1	Pos	Sector 2	Pos	Penalties	Time	Gap
MEN Under 21										
28	256	HAZEN William	 USA.2002.26823	0:03:28.83	30	0:01:17.62	24		0:04:46.45	+0:00:23.15
29	253	FREDERICKSEN GARCIA Tomas	 CHI.2001.25553	0:03:29.26	32	0:01:17.87	26		0:04:47.13	+0:00:23.83
30	250	SCHLEICHER Valentin	 GER.2002.26946	0:03:28.90	31	0:01:18.35	28		0:04:47.25	+0:00:23.95
31	244	FILIPPI Mirko	 ITA.2001.26043	0:03:27.71	28	0:01:20.57	36		0:04:48.28	+0:00:24.98
32	257	TAYLOR Jacob	 USA.2003.31102	0:03:28.61	29	0:01:20.47	34		0:04:49.08	+0:00:25.78
33	231	RANDELL Jayden	 GBR.2003.27895	0:03:31.32	34	0:01:19.50	33		0:04:50.82	+0:00:27.52
34	252	SMOLNIKAR Jakob	 SLO.2001.22228	0:03:30.73	33	0:01:20.55	35		0:04:51.28	+0:00:27.98
35	249	FLEURY Mathis	 FRA.2003.33539	0:03:34.98	35	0:01:19.02	31		0:04:54.00	+0:00:30.70
36	234	FOURCADE Luca Urge Pyrenees Gravity	 FRA.2003.35944	0:03:36.48	36	0:01:19.12	32		0:04:55.60	+0:00:32.30
37	246	FANTINO Andrea Mad Wheels - Enduro Team	 ITA.2001.25554	0:03:41.23	38	0:01:24.42	38		0:05:05.65	+0:00:42.35
38	251	VLASKOVAC Ben	 GER.2003.35875	0:03:47.47	39	0:01:23.31	37		0:05:10.78	+0:00:47.48

Stage 3 Results

Pos	Plate	Name Team	Nat EWS number	Sector 1	Pos	Sector 2	Pos	Penalties	Time	Gap
MEN Under 21										
39	239	HOFFMAN Noah Kona Factory Team	 AUT.2003.36750	0:03:41.00	37	0:03:14.28	39		0:06:55.28	+0:02:31.98
WOMEN										
1	40	PUGIN Melanie	 FRA.1990.21693	<u>0:03:29.08</u>	1	0:01:22.67	4		0:04:51.75	
2	2	KOREM Noga GT Factory Racing	 ISR.1991.21660	0:03:36.21	2	<u>0:01:21.16</u>	1		0:04:57.37	+0:00:05.62
3	43	WINTON Katy	 GBR.1993.21730	0:03:38.60	4	0:01:22.55	3		0:05:01.15	+0:00:09.40
4	9	MILLER Miranda Kona Factory Team	 CAN.1990.21687	0:03:38.55	3	0:01:23.42	5		0:05:01.97	+0:00:10.22
5	1	COURDURIER Isabeau Lapierre Zipp Collective	 FRA.1994.21731	0:03:38.99	5	0:01:23.88	9		0:05:02.87	+0:00:11.12
6	4	CHARRE Morgane Pivot Factory Racing	 FRA.1990.21958	0:03:40.07	6	0:01:23.53	6		0:05:03.60	+0:00:11.85
7	41	HARNDEN Harriet Trek Factory Racing	 GBR.2001.22819	0:03:40.83	8	0:01:23.62	7		0:05:04.45	+0:00:12.70
8	44	CHARLES Estelle Rossignol Factory Team	 FRA.1997.22205	0:03:40.82	7	0:01:23.98	10		0:05:04.80	+0:00:13.05
9	188	JOLIDON Sidonie	 SUI.1987.31073	0:03:42.70	9	0:01:24.33	11		0:05:07.03	+0:00:15.28
10	53	NAUGHTON Isabella Liv Racing	 USA.2000.24733	0:03:43.41	10	0:01:23.70	8		0:05:07.11	+0:00:15.36






Stage 3 Results

Pos	Plate	Name Team	Nat EWS number	Sector 1	Pos	Sector 2	Pos	Penalties	Time	Gap
WOMEN										
11	7	COOK Becky	 GBR.1986.21664	0:03:44.07	11	0:01:24.75	14		0:05:08.82	+0:00:17.07
12	8	MORRISON Rae Liv Racing	 NZL.1989.21630	0:03:44.22	12	0:01:24.66	13		0:05:08.88	+0:00:17.13
13	45	RICHTER Raphaela Juliana Free Agents	 GER.1997.25746	0:03:47.82	15	0:01:22.27	2		0:05:10.09	+0:00:18.34
14	10	BARAONA Rebecca Ibis Enduro Team	 GBR.1993.21715	0:03:45.96	14	0:01:25.86	16		0:05:11.82	+0:00:20.07
15	51	BRUCHLE Veronika Cube Action Team	 GER.1995.22726	0:03:48.30	16	0:01:24.40	12		0:05:12.70	+0:00:20.95
15	48	DUVERT Julie Theory Global Enduro Team	 FRA.1996.21719	0:03:44.88	13	0:01:27.82	22		0:05:12.70	+0:00:20.95
17	47	CHARLES Laura Orbea FOX Enduro Team	 FRA.1995.23500	0:03:48.33	17	0:01:25.83	15		0:05:14.16	+0:00:22.41
18	6	GEHRIG Anita Norco Factory Team	 SUI.1987.21718	0:03:49.56	18	0:01:27.64	21		0:05:17.20	+0:00:25.45
19	189	RUTZ Lea Salome	 SUI.1995.33389	0:03:51.38	19	0:01:27.07	19		0:05:18.45	+0:00:26.70
20	187	ELLECOSTA Nadine Fastlight-Abetone	 ITA.1999.25437	0:03:53.91	20	0:01:26.90	17		0:05:20.81	+0:00:29.06
21	50	PAULIN Louise Margareta Ibis Enduro Team	 SWE.1978.21619	0:03:54.12	21	0:01:27.53	20		0:05:21.65	+0:00:29.90
22	49	NABER Tanja Juliana Free Agents	 GER.1987.22367	0:03:56.05	22	0:01:28.30	23		0:05:24.35	+0:00:32.60

Stage 3 Results

Pos	Plate	Name Team	Nat EWS number	Sector 1	Pos	Sector 2	Pos	Penalties	Time	Gap
WOMEN										
23	52	WIEDENROTH Sofia Specialized Racing	 GER.1995.24544	0:03:57.34	23	0:01:27.05	18		0:05:24.39	+0:00:32.64
24	186	SAVELLI Irene	 ITA.1992.22163	0:04:06.88	24	0:01:32.77	25		0:05:39.65	+0:00:47.90
25	191	HOVORKA Anja	 SUI.1989.37532	0:04:07.53	25	0:01:33.64	26		0:05:41.17	+0:00:49.42
26	193	LITTORIN SANDBU Anna	 NOR.2000.31919	0:04:17.30	26	0:01:31.23	24		0:05:48.53	+0:00:56.78
27	192	JOHNSEN Jonna	 DEN.1992.27207	0:04:40.87	27	0:01:38.35	27		0:06:19.22	+0:01:27.47
WOMEN Master 35+										
1	201	PICTON Leonie Liv Racing	 AUS.1986.22420	<u>0:04:19.00</u>	1	<u>0:01:30.38</u>	1		0:05:49.38	
2	202	MICHEL Daniela	 SUI.1981.21559	0:04:36.35	2	0:01:38.53	2		0:06:14.88	+0:00:25.50
WOMEN Under 21										
1	194	RIVA Sophie	 ITA.2003.33949	<u>0:03:51.71</u>	1	<u>0:01:24.67</u>	1		0:05:16.38	
2	196	BAUMANN Lisa	 SUI.2001.37332	0:03:52.62	2	0:01:26.83	3		0:05:19.45	+0:00:03.07
3	195	GALLO FUENTES Paz	 CHI.2002.30413	0:03:53.26	3	0:01:28.42	4		0:05:21.68	+0:00:05.30

Stage 3 Results

Pos	Plate	Name Team	Nat EWS number	Sector 1	Pos	Sector 2	Pos	Penalties	Time	Gap
WOMEN Under 21										
4	200	LAN Emmy	 CAN.2004.33463	0:03:56.91	4	0:01:26.80	2		0:05:23.71	+0:00:07.33
5	198	HENRY Justine Urge Pyrenees Gravity	 FRA.2003.32717	0:04:34.88	5	0:01:34.72	5		0:06:09.60	+0:00:53.22
6	199	GARCES RESTREPO Valentina	 COL.2002.39273	0:04:37.77	6	0:01:42.95	6		0:06:20.72	+0:01:04.34

Statistics

Entries / Nations	Finished	DNF	DSQ	DNS	Weather	Temperature	Distance	Elevation
227 / 29	227	0	0	0	Partly Cloudy	20 °C		

DNF: did not finish · DNS: did not start · DSQ: disqualified