
























Stage 5 Results

Pos	Plate	Name Team	Nat EWS number	Sector 1	Pos	Sector 2	Pos	Sector 3	Pos	Penalties	Time	Gap
MEN												
1	25	VIDAL Antoine Commencal Enduro Team	 FRA.2001.25035	0:02:42.91	5	<u>0:03:08.72</u>	1	0:00:51.70	3		0:06:43.33	
2	23	LUKASIK Slawomir	 POL.1993.24876	<u>0:02:40.11</u>	1	0:03:12.44	9	0:00:52.05	5		0:06:44.60	+0:00:01.27
3	7	RUDE JR Richard Yeti / Fox Factory Team	 USA.1995.21739	0:02:42.51	4	0:03:09.50	2	0:00:52.92	15		0:06:44.93	+0:00:01.60
4	37	MAES Martin GT Factory Racing	 BEL.1997.21636	0:02:42.32	3	0:03:11.58	6	<u>0:00:51.09</u>	1		0:06:44.99	+0:00:01.66
5	11	MELAMED Jesse Rocky Mountain Race Face	 CAN.1992.21596	0:02:43.28	7	0:03:10.40	4	0:00:53.25	22		0:06:46.93	+0:00:03.60
6	22	BORGES Jose Canyon Collective	 POR.1990.21669	0:02:41.45	2	0:03:12.65	11	0:00:53.04	17		0:06:47.14	+0:00:03.81
7	21	MOIR Jack Canyon Collective	 AUS.1994.33430	0:02:43.10	6	0:03:11.34	5	0:00:53.08	18		0:06:47.52	+0:00:04.19
8	8	WALKER Matthew Pivot Factory Racing	 NZL.1990.21846	0:02:45.17	13	0:03:09.83	3	0:00:52.62	13		0:06:47.62	+0:00:04.29
9	3	MIQUEL Kevin Specialized Racing	 FRA.1991.21704	0:02:43.89	9	0:03:12.60	10	0:00:52.08	7		0:06:48.57	+0:00:05.24
10	24	DENIAUD Youn Giant Factory Off-Road	 FRA.1996.22994	0:02:44.08	10	0:03:11.97	7	0:00:53.35	25		0:06:49.40	+0:00:06.07
11	31	MURRAY Charles Specialized Racing	 NZL.1996.22752	0:02:45.90	17	0:03:12.43	8	0:00:51.65	2		0:06:49.98	+0:00:06.65
12	58	FEARON Connor Kona Factory Team	 AUS.1994.24834	0:02:43.71	8	0:03:12.85	12	0:00:53.90	34		0:06:50.46	+0:00:07.13

Stage 5 Results

Pos	Plate	Name Team	Nat EWS number	Sector 1	Pos	Sector 2	Pos	Sector 3	Pos	Penalties	Time	Gap
MEN												
13	28	WOOLLEY Kasper Yeti / OneUp PRO Team	CAN.1999.21348	0:02:45.88	16	0:03:15.12	18	0:00:51.87	4		0:06:52.87	+0:00:09.54
14	10	JOHANSEN Zakarias Ibis Enduro Team	SWE.1992.21863	0:02:46.92	21	0:03:14.40	15	0:00:52.19	8		0:06:53.51	+0:00:10.18
15	57	VEZINA Mckay Giant Factory Off-Road	CAN.1995.21632	0:02:44.15	11	0:03:17.22	30	0:00:52.65	14		0:06:54.02	+0:00:10.69
16	29	VENDEMMIA Mirco Fastlight-Abetone	ITA.1998.21871	0:02:44.29	12	0:03:17.58	31	0:00:52.48	11		0:06:54.35	+0:00:11.02
17	54	MENJOU Irene FRA.1995.22122	FRA.1995.22122	0:02:46.85	20	0:03:15.13	19	0:00:52.61	12		0:06:54.59	+0:00:11.26
18	27	OTON Damien Orbea FOX Enduro Team	FRA.1987.21728	0:02:46.50	19	0:03:15.07	17	0:00:53.03	16		0:06:54.60	+0:00:11.27
18	4	TORDO Dimitri Canyon Collective	FRA.1993.21764	0:02:45.54	14	0:03:15.23	21	0:00:53.83	31		0:06:54.60	+0:00:11.27
20	39	VERNER Rhys Forbidden Synthesis	CAN.1997.22407	0:02:47.50	23	0:03:13.80	13	0:00:53.36	26		0:06:54.66	+0:00:11.33
21	62	PAULHAN Romain Santa Cruz	FRA.1988.22706	0:02:47.25	22	0:03:15.15	20	0:00:52.39	9		0:06:54.79	+0:00:11.46
22	5	DAILLY Adrien Lapierre Zipp Collective	FRA.1996.21677	0:02:47.50	23	0:03:14.06	14	0:00:53.73	30		0:06:55.29	+0:00:11.96
23	177	WEBER Basil SUI.1992.35964	SUI.1992.35964	0:02:46.32	18	0:03:15.48	22	0:00:53.68	29		0:06:55.48	+0:00:12.15

Stage 5 Results













Pos	Plate	Name Team	Nat EWS number	Sector 1	Pos	Sector 2	Pos	Sector 3	Pos	Penalties	Time	Gap
MEN												
24	59	LARBEOU Guillaume Sunn French Connexion By Alpe D'Huez	 FRA.1994.25575	0:02:45.55	15	0:03:17.08	28	0:00:53.29	24		0:06:55.92	+0:00:12.59
25	2	NICOLAI Florian Trek Factory Racing	 FRA.1993.21749	0:02:47.50	23	0:03:17.78	32	0:00:52.06	6		0:06:57.34	+0:00:14.01
26	55	TEXTOR Christian Team BULLS	 GER.1990.22845	0:02:47.60	26	0:03:16.95	27	0:00:53.28	23		0:06:57.83	+0:00:14.50
27	13	WALLNER Robin Ibis Enduro Team	 SWE.1988.21594	0:02:48.72	35	0:03:16.03	25	0:00:53.12	19		0:06:57.87	+0:00:14.54
28	14	LUCAS Cole Ibis Enduro Team	 NZL.1998.23013	0:02:50.52	45	0:03:16.01	24	0:00:53.17	20		0:06:59.70	+0:00:16.37
29	56	SECONDI Nathan Fulgur Factory Team	 FRA.1999.22133	0:02:48.90	36	0:03:16.92	26	0:00:54.08	37		0:06:59.90	+0:00:16.57
30	32	GALY Theo Sunn French Connexion By Alpe D'Huez	 FRA.1990.21691	0:02:51.70	51	0:03:15.85	23	0:00:52.45	10		0:07:00.00	+0:00:16.67
31	83	AGURTO GALLEGUILLOS Felipe Ignacio	 CHI.2000.22474	0:02:47.81	27	0:03:19.57	40	0:00:53.18	21		0:07:00.56	+0:00:17.23
32	34	CHARLES Clement Rossignol Factory Team	 FRA.1994.22206	0:02:48.00	28	0:03:18.65	36	0:00:54.14	38		0:07:00.79	+0:00:17.46
33	38	CALLAGHAN Gregory Devinci Global Racing	 IRL.1991.21827	0:02:49.09	37	0:03:18.80	37	0:00:53.48	27		0:07:01.37	+0:00:18.04
34	63	NATION Joseph Pole Enduro Race Team	 NZL.1989.21670	0:02:50.35	43	0:03:18.08	34	0:00:53.83	31		0:07:02.26	+0:00:18.93


Stage 5 Results

Pos	Plate	Name Team	Nat EWS number	Sector 1	Pos	Sector 2	Pos	Sector 3	Pos	Penalties	Time	Gap
MEN												
35	77	SERVANT Camille	 FRA.1994.22691	0:02:48.40	32	0:03:20.15	43	0:00:53.92	35		0:07:02.47	+0:00:19.14
36	36	JEANDEL Louis Sunn French Connexion By Alpe D'Huez	 FRA.1998.22140	0:02:51.12	48	0:03:17.20	29	0:00:54.46	44		0:07:02.78	+0:00:19.45
37	6	GAUVIN Remi Rocky Mountain Race Face	 CAN.1992.21624	0:02:48.25	31	0:03:20.45	45	0:00:54.40	41		0:07:03.10	+0:00:19.77
38	84	KRASNY Carter	 CAN.1999.22027	0:02:50.17	41	0:03:19.39	39	0:00:53.94	36		0:07:03.50	+0:00:20.17
39	15	NEER Shawn Yeti / Fox Factory Team	 USA.1991.21712	0:02:51.08	47	0:03:18.05	33	0:00:54.42	42		0:07:03.55	+0:00:20.22
40	67	KANGAS Oliwer	 SWE.1992.33903	0:02:49.78	39	0:03:20.00	42	0:00:54.16	39		0:07:03.94	+0:00:20.61
41	79	WRIGHT Keegan Devinci Global Racing	 NZL.1996.21734	0:02:48.15	29	0:03:21.26	46	0:00:54.76	47		0:07:04.17	+0:00:20.84
42	64	CARBALLO GONZALEZ Edgar Orbea FOX Enduro Team	 ESP.1988.30531	0:02:49.40	38	0:03:19.93	41	0:00:54.97	50		0:07:04.30	+0:00:20.97
43	1	HILL Samuel Chain Reaction Cycles	 AUS.1985.21775	0:02:48.41	33	0:03:22.10	51	0:00:53.83	31		0:07:04.34	+0:00:21.01
44	75	FRANCK Gilles	 BEL.2000.22291	0:02:50.18	42	0:03:20.29	44	0:00:54.56	45		0:07:05.03	+0:00:21.70
45	71	GARAY TAMAYO Iago Santa Cruz	 ESP.1991.21707	0:02:48.18	30	0:03:21.97	49	0:00:55.93	67		0:07:06.08	+0:00:22.75



Stage 5 Results

Pos	Plate	Name Team	Nat EWS number	Sector 1	Pos	Sector 2	Pos	Sector 3	Pos	Penalties	Time	Gap
MEN												
46	26	HEAP Elliott Chain Reaction Cycles	 GBR.1998.21783	0:02:48.62	34	0:03:14.45	16	0:01:03.11	127		0:07:06.18	+0:00:22.85
47	85	SELF Daniel Theory Global Enduro Team	 NZL.1998.21834	0:02:52.71	58	0:03:19.14	38	0:00:54.76	47		0:07:06.61	+0:00:23.28
48	99	WALL Evan Orbea FOX Enduro Team	 CAN.1999.23531	0:02:53.15	61	0:03:18.60	35	0:00:55.64	62		0:07:07.39	+0:00:24.06
49	66	GAILLOT Baptiste	 FRA.1991.21771	0:02:50.07	40	0:03:23.67	59	0:00:54.17	40		0:07:07.91	+0:00:24.58
50	140	TRAINER Myles	 USA.1992.22401	0:02:52.00	53	0:03:21.30	47	0:00:55.01	52		0:07:08.31	+0:00:24.98
51	93	BERNET Jonas	 SUI.1994.33390	0:02:50.87	46	0:03:23.36	56	0:00:54.98	51		0:07:09.21	+0:00:25.88
52	90	HEBERT Ambroise	 FRA.1993.21934	0:02:52.45	55	0:03:22.08	50	0:00:55.18	55		0:07:09.71	+0:00:26.38
53	115	TEJCHMAN Premek	 CZE.1988.22389	0:02:51.37	49	0:03:24.06	60	0:00:54.44	43		0:07:09.87	+0:00:26.54
54	112	GALLAGHER Christopher	 GBR.1993.23014	0:02:52.55	56	0:03:23.07	55	0:00:55.27	56		0:07:10.89	+0:00:27.56
55	70	BLAIR Lachlan Orange Factory Racing	 GBR.1995.21426	0:02:52.67	57	0:03:23.05	54	0:00:55.45	59		0:07:11.17	+0:00:27.84
56	81	RICHARDSON John	 USA.1999.22929	0:02:51.56	50	0:03:23.52	58	0:00:56.46	75		0:07:11.54	+0:00:28.21
57	76	DRACH Torben	 GER.1998.22419	0:02:50.46	44	0:03:25.62	65	0:00:55.55	61		0:07:11.63	+0:00:28.30












Timing and results by 

created on 12.09.2021 16:42:52













5/19














Stage 5 Results

Pos	Plate	Name Team	Nat EWS number	Sector 1	Pos	Sector 2	Pos	Sector 3	Pos	Penalties	Time	Gap
MEN												
58	97	MOROTTI Hugo	 FRA.2000.24522	0:02:55.48	74	0:03:21.37	48	0:00:55.05	53		0:07:11.90	+0:00:28.57
59	78	MACARTHUR Glenn	 FRA.2000.22879	0:02:54.73	70	0:03:23.04	53	0:00:54.57	46		0:07:12.34	+0:00:29.01
60	68	FRANCARDO Tommaso	 ITA.1997.22813	0:02:53.59	64	0:03:23.45	57	0:00:55.47	60		0:07:12.51	+0:00:29.18
61	88	CIRIEGO Maxime	 FRA.1997.34167	0:02:54.55	69	0:03:24.80	63	0:00:53.56	28		0:07:12.91	+0:00:29.58
62	87	PFEIL Max	 GER.1998.27442	0:02:55.50	75	0:03:22.87	52	0:00:55.86	65		0:07:14.23	+0:00:30.90
63	86	CONNELL Joseph Orange Factory Racing	 GBR.1994.21745	0:02:51.96	52	0:03:26.82	68	0:00:56.18	71		0:07:14.96	+0:00:31.63
64	72	GRANT Kelan Chain Reaction Cycles	 IRL.1993.21773	0:02:53.10	60	0:03:24.48	61	0:00:57.50	101		0:07:15.08	+0:00:31.75
65	61	TORRALBA GARASA Juan Gabriel Orbea FOX Enduro Team	 ESP.1997.21633	0:02:54.39	68	0:03:24.48	61	0:00:56.65	81		0:07:15.52	+0:00:32.19
66	156	POULSON Anthony	 	0:02:53.26	62	0:03:26.77	66	0:00:56.52	78		0:07:16.55	+0:00:33.22
67	110	CARROLL Gavin	 IRL.1993.35848	0:02:53.95	66	0:03:27.20	71	0:00:56.47	76		0:07:17.62	+0:00:34.29
68	74	CASADEI Nicola	 ITA.1989.21878	0:02:54.00	67	0:03:27.18	70	0:00:56.69	83		0:07:17.87	+0:00:34.54

Stage 5 Results

Pos	Plate	Name Team	Nat EWS number	Sector 1	Pos	Sector 2	Pos	Sector 3	Pos	Penalties	Time	Gap
MEN												
69	155	RICARD Philippe	 CAN.	0:02:53.40	63	0:03:29.89	77	0:00:54.79	49		0:07:18.08	+0:00:34.75
70	80	BENOIT Clement	 FRA.1991.21770	0:02:53.68	65	0:03:29.64	76	0:00:56.11	69		0:07:19.43	+0:00:36.10
71	96	ESCUDIER Thomas	 FRA.1991.21945	0:02:59.04	97	0:03:25.53	64	0:00:55.42	58		0:07:19.99	+0:00:36.66
72	167	BISSON Zian	 FRA.2000.26059	0:02:57.79	86	0:03:26.79	67	0:00:55.67	63		0:07:20.25	+0:00:36.92
73	163	OMDAL Oskar	 NOR.2000.32277	0:02:57.92	91	0:03:26.87	69	0:00:55.87	66		0:07:20.66	+0:00:37.33
74	108	LORENZ Mehdi	 SUI.1993.27619	0:02:56.94	80	0:03:28.90	73	0:00:55.08	54		0:07:20.92	+0:00:37.59
75	179	BAHLER Jonas	 SUI.1987.21706	0:02:53.05	59	0:03:32.33	86	0:00:56.07	68		0:07:21.45	+0:00:38.12
76	154	HUTCHENS Chris	 GBR.1989.22999	0:02:56.42	77	0:03:28.43	72	0:00:57.22	92		0:07:22.07	+0:00:38.74
77	133	RENZ Daniel	 GER.1996.26028	0:02:56.77	78	0:03:29.37	74	0:00:56.50	77		0:07:22.64	+0:00:39.31
78	118	MUELLER Igor WeRide Racing Team	 SUI.1996.22665	0:02:55.30	71	0:03:31.72	84	0:00:57.35	98		0:07:24.37	+0:00:41.04
79	100	TOOKE Jacob	 CAN.1999.22078	0:02:56.78	79	0:03:30.57	79	0:00:57.28	97		0:07:24.63	+0:00:41.30
80	130	BEAN Nicolas Theory Global Enduro Team	 USA.1999.22730	0:02:57.50	84	0:03:30.27	78	0:00:57.02	88		0:07:24.79	+0:00:41.46

Stage 5 Results













Pos	Plate	Name Team	Nat EWS number	Sector 1	Pos	Sector 2	Pos	Sector 3	Pos	Penalties	Time	Gap
MEN												
81	104	ARNAUD Quentin Sunn French Connexion By Alpe D'Huez	 FRA.1994.22628	0:02:56.23	76	0:03:31.79	85	0:00:56.80	84		0:07:24.82	+0:00:41.49
82	116	SUKCHANYA Chinnapat	 THA.1994.22628	0:02:58.62	96	0:03:29.45	75	0:00:57.47	100		0:07:25.54	+0:00:42.21
83	124	KNAPEC Martin	 SVK.1994.26017	0:02:55.45	72	0:03:33.35	93	0:00:57.24	94		0:07:26.04	+0:00:42.71
84	92	WILSON Thomas Orange Factory Racing	 GBR.2000.22553	0:02:59.30	100	0:03:30.65	81	0:00:56.34	74		0:07:26.29	+0:00:42.96
85	162	FAGERBERG Philip	 SWE.1996.25802	0:02:57.07	82	0:03:32.98	90	0:00:56.63	80		0:07:26.68	+0:00:43.35
86	111	BURNS CONTRERAS Jeronimo	 CHI.2000.33352	0:02:58.37	94	0:03:33.05	91	0:00:55.30	57		0:07:26.72	+0:00:43.39
87	119	GROTTI Nicola Fastlight-Abetone	 ITA.2000.21925	0:02:58.22	92	0:03:32.55	88	0:00:56.13	70		0:07:26.90	+0:00:43.57
88	174	WERRES Florian	 GER.1999.36669	0:02:57.86	89	0:03:32.45	87	0:00:56.97	87		0:07:27.28	+0:00:43.95
89	60	LUTHI Patrick	 SUI.1992.22607	0:02:57.80	87	0:03:33.47	95	0:00:57.09	91		0:07:28.36	+0:00:45.03
90	147	DALPIAN Davide	 ITA.1997.21865	0:02:57.05	81	0:03:34.50	97	0:00:57.41	99		0:07:28.96	+0:00:45.63
91	102	RYAN Fergus	 GBR.1993.22458	0:02:58.42	95	0:03:35.27	99	0:00:55.85	64		0:07:29.54	+0:00:46.21

Stage 5 Results













Pos	Plate	Name Team	Nat EWS number	Sector 1	Pos	Sector 2	Pos	Sector 3	Pos	Penalties	Time	Gap
MEN												
92	105	JANSER Robin	SUI.2000.25837	0:02:59.58	101	0:03:33.18	92	0:00:57.25	95		0:07:30.01	+0:00:46.68
93	138	OPPLIGER Timothee	SUI.1992.21701	0:03:00.75	103	0:03:30.58	80	0:00:59.07	115		0:07:30.40	+0:00:47.07
94	120	MIHALKOVITS Peter	AUT.1993.23608	0:02:57.82	88	0:03:36.28	104	0:00:56.55	79		0:07:30.65	+0:00:47.32
94	182	LEONHARDT Konstantin	GER.1996.35481	0:02:57.89	90	0:03:35.70	101	0:00:57.06	90		0:07:30.65	+0:00:47.32
96	94	JONES Jono	GBR.1994.37370	0:02:57.48	83	0:03:35.00	98	0:00:58.21	108		0:07:30.69	+0:00:47.36
97	137	LANDMARK Ola Javold	NOR.1999.25289	0:03:02.86	110	0:03:31.67	83	0:00:56.20	72		0:07:30.73	+0:00:47.40
98	148	DODINO Giacomo	ITA.1994.22466	0:02:57.74	85	0:03:35.80	102	0:00:57.80	106		0:07:31.34	+0:00:48.01
99	166	SEYDOUX Liam	SUI.2000.23170	0:02:58.32	93	0:03:36.68	106	0:00:57.22	92		0:07:32.22	+0:00:48.89
100	82	IENZER Emeric	FRA.1999.31862	0:03:06.61	120	0:03:30.75	82	0:00:56.21	73		0:07:33.57	+0:00:50.24
101	123	MARFURT Silvan	SUI.1988.22319	0:02:59.12	99	0:03:37.88	108	0:00:56.67	82		0:07:33.67	+0:00:50.34
102	126	DERKUM Christian	GER.1991.23043	0:03:02.81	109	0:03:33.39	94	0:00:57.98	107		0:07:34.18	+0:00:50.85
103	136	HOBON CARRASCO Pablo	CHI.1992.33496	0:03:01.57	106	0:03:35.35	100	0:00:57.54	102		0:07:34.46	+0:00:51.13



Stage 5 Results

Pos	Plate	Name Team	Nat EWS number	Sector 1	Pos	Sector 2	Pos	Sector 3	Pos	Penalties	Time	Gap
MEN												
104	17	CHAPUIS Maxime	 SUI.1994.22784	0:02:55.47	73	0:03:41.90	116	0:00:57.55	103		0:07:34.92	+0:00:51.59
105	103	LUPATO Alex	 ITA.1989.22851	0:03:03.00	111	0:03:34.00	96	0:00:58.28	109		0:07:35.28	+0:00:51.95
106	107	DIEU Antonio	 FRA.1989.26701	0:03:01.97	107	0:03:36.60	105	0:00:57.78	105		0:07:36.35	+0:00:53.02
107	109	ROSSI Saben	 USA.1985.23371	0:03:01.56	105	0:03:36.09	103	0:00:59.28	119		0:07:36.93	+0:00:53.60
108	181	CHRIST Jan	 GER.1998.25376	0:03:03.37	112	0:03:38.75	111	0:00:56.90	86		0:07:39.02	+0:00:55.69
109	172	HASSFELD Joel	 GER.1998.33907	0:03:01.22	104	0:03:40.98	114	0:00:56.83	85		0:07:39.03	+0:00:55.70
110	122	SCHWENK Robert	 GER.1994.23041	0:03:02.46	108	0:03:38.32	109	0:00:59.17	116		0:07:39.95	+0:00:56.62
111	157	DOYLE Thomas	 CAN.1994.23041	0:02:59.06	98	0:03:42.37	117	0:01:00.52	121		0:07:41.95	+0:00:58.62
112	168	BAILLIF Florent	 SUI.1998.32580	0:03:03.82	114	0:03:41.18	115	0:00:57.05	89		0:07:42.05	+0:00:58.72
113	132	DEMUYLDER Jonas	 BEL.1997.25196	0:03:07.46	123	0:03:38.72	110	0:00:58.41	112		0:07:44.59	+0:01:01.26
114	183	BARICH Leopold	 GER.1998.22342	0:03:06.30	118	0:03:40.02	112	0:00:58.41	112		0:07:44.73	+0:01:01.40
115	165	JENNI Luca	 SUI.1999.36806	0:03:00.65	102	0:03:45.40	120	0:00:59.22	118		0:07:45.27	+0:01:01.94

Stage 5 Results

Pos	Plate	Name Team	Nat EWS number	Sector 1	Pos	Sector 2	Pos	Sector 3	Pos	Penalties	Time	Gap
MEN												
116	178	WEBER Myles	 SUI.1996.35963	0:02:52.38	54	0:03:51.32	122	0:01:01.78	125		0:07:45.48	+0:01:02.15
117	164	ANGIOLINI Sebastien	 SUI.1993.21614	0:03:07.12	122	0:03:40.50	113	0:00:58.31	110		0:07:45.93	+0:01:02.60
118	149	BERTUSSI Florian	 FRA.1995.26303	0:03:06.43	119	0:03:43.47	119	0:00:57.25	95		0:07:47.15	+0:01:03.82
119	169	TUCKER Richard	 GBR.1991.36353	0:03:04.97	117	0:03:43.05	118	0:00:59.19	117		0:07:47.21	+0:01:03.88
120	117	VOTH Janik	 GER.1997.25435	0:03:21.23	126	0:03:32.89	89	0:00:57.74	104		0:07:51.86	+0:01:08.53
121	176	SCHELBERT Aron	 SUI.2000.24501	0:03:06.91	121	0:03:45.57	121	0:01:00.54	122		0:07:53.02	+0:01:09.69
122	129	MARCHESE Francesco Mad Wheels - Enduro Team	 ITA.2000.32885	0:03:04.05	116	0:03:53.70	123	0:00:59.41	120		0:07:57.16	+0:01:13.83
123	128	GIACOBINI Stefano Mad Wheels - Enduro Team	 ITA.2000.22864	0:03:08.55	124	0:03:54.30	124	0:01:00.63	123		0:08:03.48	+0:01:20.15
124	125	KOLAR Michael	 SVK.1992.30439	0:03:32.55	128	0:03:36.72	107	0:01:04.13	128		0:08:13.40	+0:01:30.07
125	151	KUECHLER Robin	 SUI.2000.23149	0:03:03.87	115	0:04:10.03	127	0:01:01.70	124		0:08:15.60	+0:01:32.27
126	150	GUERIN Cedric	 FRA.1992.23190	0:03:15.77	125	0:03:57.45	125	0:01:02.96	126		0:08:16.18	+0:01:32.85
127	144	STEFANSSON Jonas	 ISL.1988.22287	0:03:22.98	127	0:03:59.00	126	0:00:58.54	114		0:08:20.52	+0:01:37.19












Stage 5 Results

Pos	Plate	Name Team	Nat EWS number	Sector 1	Pos	Sector 2	Pos	Sector 3	Pos	Penalties	Time	Gap
MEN												
128	146	LUPATO Denny	 ITA.1992.22852	0:03:03.41	113	0:04:19.18	128	0:00:58.37	111		0:08:20.96	+0:01:37.63
MEN Master 35+												
1	259	AMOUR Karim	 FRA.1975.21696	<u>0:02:52.32</u>	1	<u>0:03:32.78</u>	1	<u>0:00:56.33</u>	1		0:07:21.43	
2	266	NEGRO Claudio	 SUI.1985.22754	0:03:00.45	2	0:03:38.30	2	0:00:57.76	2		0:07:36.51	+0:00:15.08
3	261	CORRE Ludovic	 FRA.1983.21638	0:03:05.75	5	0:03:43.94	3	0:00:58.60	3		0:07:48.29	+0:00:26.86
4	267	MAGNEA Clement	 FRA.1985.21414	0:03:05.55	4	0:03:48.06	5	0:00:59.57	4		0:07:53.18	+0:00:31.75
5	271	MOESLE Niklaus	 SUI.1985.22800	0:03:07.86	7	0:03:45.92	4	0:01:00.80	6		0:07:54.58	+0:00:33.15
6	274	SALAMIN Raphael	 SUI.1972.33723	0:03:06.55	6	0:03:52.85	6	0:01:01.47	7		0:08:00.87	+0:00:39.44
7	264	CALVEZ Mathieu Urge Pyrenees Gravity	 FRA.1986.22152	0:03:17.62	8	0:03:58.58	8	0:01:04.23	8		0:08:20.43	+0:00:59.00
8	272	BODEUX Xavier	 BEL.1976.21936	0:03:19.90	9	0:04:12.57	9	0:01:00.43	5		0:08:32.90	+0:01:11.47
9	262	VESENBCKH Adrian	 GER.1979.33219	0:03:04.55	3	0:03:57.79	7	0:01:48.77	12		0:08:51.11	+0:01:29.68
10	263	DAUMAS Eric	 FRA.1968.22075	0:03:28.95	11	0:04:17.70	10	0:01:06.99	10		0:08:53.64	+0:01:32.21












Stage 5 Results

Pos	Plate	Name Team	Nat EWS number	Sector 1	Pos	Sector 2	Pos	Sector 3	Pos	Penalties	Time	Gap
MEN Master 35+												
11	270	SURBALLE Emiliano	 ARG.1978.24423	0:03:37.57	12	0:04:18.62	11	0:01:04.81	9		0:09:01.00	+0:01:39.57
12	275	HUGHES David	 IRL.1971.21814	0:03:28.90	10	0:04:32.67	12	0:01:08.19	11		0:09:09.76	+0:01:48.33
MEN Under 21												
1	206	STERCKX Nathan	 CAN.2001.22631	<u>0:02:47.17</u>	<u>1</u>	<u>0:03:15.00</u>	<u>1</u>	0:00:53.14	2		0:06:55.31	
2	239	HOFFMAN Noah Kona Factory Team	 AUT.2003.36750	0:02:48.97	2	0:03:21.88	9	<u>0:00:52.70</u>	1		0:07:03.55	+0:00:08.24
3	236	HANCOCK Emmett	 CAN.2002.37051	0:02:54.38	18	0:03:16.07	2	0:00:53.85	7		0:07:04.30	+0:00:08.99
4	235	MENZIES Jack Forbidden Synthesis	 CAN.2001.22519	0:02:51.30	7	0:03:20.08	4	0:00:53.73	5		0:07:05.11	+0:00:09.80
5	237	MORGAN Myles	 USA.2001.24399	0:02:52.60	10	0:03:19.68	3	0:00:53.50	3		0:07:05.78	+0:00:10.47
6	208	ARNAUD Nans	 FRA.2004.35462	0:02:50.67	4	0:03:20.08	4	0:00:55.57	18		0:07:06.32	+0:00:11.01
7	228	LANI Martino	 ITA.2001.22164	0:02:52.30	9	0:03:21.13	7	0:00:53.82	6		0:07:07.25	+0:00:11.94
8	204	CAMOIN Francesco Specialized Racing	 FRA.2001.23545	0:02:51.15	5	0:03:21.58	8	0:00:54.60	12		0:07:07.33	+0:00:12.02
9	205	ICARDO Alexis Theory Global Enduro Team	 FRA.2003.31902	0:02:51.20	6	0:03:23.25	12	0:00:53.51	4		0:07:07.96	+0:00:12.65

Stage 5 Results

Pos	Plate	Name Team	Nat EWS number	Sector 1	Pos	Sector 2	Pos	Sector 3	Pos	Penalties	Time	Gap
MEN Under 21												
10	207	WARNET Manu	 NED.2001.26267	0:02:51.83	8	0:03:23.32	13	0:00:55.23	16		0:07:10.38	+0:00:15.07
11	226	PIERCY Jack Commencal Enduro Team	 GBR.2004.36927	0:02:55.82	23	0:03:21.03	6	0:00:54.14	9		0:07:10.99	+0:00:15.68
12	255	SANCHEZ SALAZAR Camilo	 COL.2001.23288	0:02:53.25	15	0:03:23.60	14	0:00:54.46	10		0:07:11.31	+0:00:16.00
13	209	STORR Alex	 GBR.2001.31009	0:02:53.04	14	0:03:22.81	10	0:00:55.58	19		0:07:11.43	+0:00:16.12
14	224	HARRIS Bradley	 NZL.2001.27637	0:02:52.64	11	0:03:24.66	15	0:00:54.53	11		0:07:11.83	+0:00:16.52
15	222	BERTINI Lisandru Lapierre Zipp Collective	 FRA.2004.36198	0:02:55.56	22	0:03:22.95	11	0:00:55.14	15		0:07:13.65	+0:00:18.34
16	241	LANDBO Hans	 DEN.2002.38800	0:02:54.52	19	0:03:24.85	16	0:00:54.78	13		0:07:14.15	+0:00:18.84
17	243	LANDBO Mads	 DEN.2004.38802	0:02:52.68	12	0:03:26.93	19	0:00:55.28	17		0:07:14.89	+0:00:19.58
18	223	RYYNANEN Tarmo	 FIN.2002.31950	0:02:50.50	3	0:03:28.19	21	0:00:56.23	22		0:07:14.92	+0:00:19.61
19	210	CHAPIN Aiden Trek Factory Racing	 USA.2002.25700	0:02:57.07	24	0:03:25.60	17	0:00:54.13	8		0:07:16.80	+0:00:21.49
20	230	HELLY Johnathan	 CAN.2003.27147	0:02:55.31	21	0:03:25.82	18	0:00:56.68	24		0:07:17.81	+0:00:22.50













Stage 5 Results

Pos	Plate	Name Team	Nat EWS number	Sector 1	Pos	Sector 2	Pos	Sector 3	Pos	Penalties	Time	Gap
MEN Under 21												
21	240	GOWEIL Jonas Cube Action Team	 AUT.2002.36734	0:02:52.88	13	0:03:30.12	24	0:00:54.84	14		0:07:17.84	+0:00:22.53
22	229	PELISSERO Simone	 ITA.2001.21940	0:02:53.33	16	0:03:28.37	22	0:00:56.18	21		0:07:17.88	+0:00:22.57
23	225	EBDON Jake	 GBR.2001.32703	0:02:57.36	25	0:03:27.74	20	0:00:56.69	25		0:07:21.79	+0:00:26.48
24	238	COPE Daniel	 GBR.2003.36534	0:02:54.12	17	0:03:33.98	25	0:00:57.15	27		0:07:25.25	+0:00:29.94
25	242	SCHEELE William	 NOR.2003.33415	0:03:01.79	32	0:03:28.50	23	0:00:56.25	23		0:07:26.54	+0:00:31.23
26	254	PAREDES MORENO Jose	 CHI.2001.23001	0:02:59.08	27	0:03:34.47	26	0:00:57.13	26		0:07:30.68	+0:00:35.37
27	253	FREDERICKSEN GARCIA Tomas	 CHI.2001.25553	0:03:00.68	30	0:03:36.14	30	0:00:55.93	20		0:07:32.75	+0:00:37.44
28	256	HAZEN William	 USA.2002.26823	0:02:59.65	28	0:03:35.05	28	0:00:58.20	31		0:07:32.90	+0:00:37.59
29	234	FOURCADE Luca Urge Pyrenees Gravity	 FRA.2003.35944	0:03:01.49	31	0:03:36.03	29	0:00:57.56	29		0:07:35.08	+0:00:39.77
30	244	FILIPPI Mirko	 ITA.2001.26043	0:02:58.40	26	0:03:39.58	33	0:00:58.33	32		0:07:36.31	+0:00:41.00
31	227	BYRNE Harry	 IRL.2001.23573	0:03:03.00	34	0:03:34.93	27	0:00:58.48	33		0:07:36.41	+0:00:41.10













Stage 5 Results

Pos	Plate	Name Team	Nat EWS number	Sector 1	Pos	Sector 2	Pos	Sector 3	Pos	Penalties	Time	Gap
MEN Under 21												
32	250	SCHLEICHER Valentin	 GER.2002.26946	0:03:00.25	29	0:03:39.13	32	0:00:57.82	30		0:07:37.20	+0:00:41.89
33	249	FLEURY Mathis	 FRA.2003.33539	0:03:03.54	35	0:03:38.53	31	0:00:57.18	28		0:07:39.25	+0:00:43.94
34	231	RANDELL Jayden	 GBR.2003.27895	0:03:02.12	33	0:03:43.40	34	0:00:59.70	35		0:07:45.22	+0:00:49.91
35	252	SMOLNIKAR Jakob	 SLO.2001.22228	0:03:06.52	36	0:03:44.60	35	0:00:59.11	34		0:07:50.23	+0:00:54.92
36	246	FANTINO Andrea Mad Wheels - Enduro Team	 ITA.2001.25554	0:03:07.48	37	0:03:48.17	36	0:01:02.70	37		0:07:58.35	+0:01:03.04
37	251	VLASKOVAC Ben	 GER.2003.35875	0:03:10.86	38	0:03:51.42	37	0:01:01.77	36		0:08:04.05	+0:01:08.74
38	257	TAYLOR Jacob	 USA.2003.31102	0:03:16.80	39	0:04:03.68	38	0:01:03.50	38		0:08:23.98	+0:01:28.67
39	211	MILLE Thimote	 FRA.2001.31623	0:02:54.61	20	0:04:07.12	39	0:01:36.55	39		0:08:38.28	+0:01:42.97
WOMEN												
1	4	CHARRE Morgane Pivot Factory Racing	 FRA.1990.21958	0:03:04.33	2	<u>0:03:45.22</u>	1	0:00:58.70	3		0:07:48.25	
2	40	PUGIN Melanie	 FRA.1990.21693	0:03:05.82	4	0:03:46.13	2	0:00:59.40	4		0:07:51.35	+0:00:03.10
3	2	KOREM Noga GT Factory Racing	 ISR.1991.21660	0:03:05.70	3	0:03:47.35	3	0:00:58.55	2		0:07:51.60	+0:00:03.35

Stage 5 Results

Pos	Plate	Name Team	Nat EWS number	Sector 1	Pos	Sector 2	Pos	Sector 3	Pos	Penalties	Time	Gap
WOMEN												
4	41	HARDEN Harriet Trek Factory Racing	 GBR.2001.22819	0:03:05.90	5	0:03:48.05	5	<u>0:00:58.31</u>	1		0:07:52.26	+0:00:04.01
5	1	COURDURIER Isabeau Lapierre Zipp Collective	 FRA.1994.21731	<u>0:03:03.65</u>	1	0:03:48.85	6	0:01:02.13	12		0:07:54.63	+0:00:06.38
6	44	CHARLES Estelle Rossignol Factory Team	 FRA.1997.22205	0:03:08.97	9	0:03:47.90	4	0:00:59.67	5		0:07:56.54	+0:00:08.29
7	8	MORRISON Rae Liv Racing	 NZL.1989.21630	0:03:09.36	11	0:03:53.92	8	0:01:01.82	11		0:08:05.10	+0:00:16.85
8	9	MILLER Miranda Kona Factory Team	 CAN.1990.21687	0:03:08.42	7	0:03:55.97	11	0:01:00.94	9		0:08:05.33	+0:00:17.08
9	7	COOK Becky GBR.1986.21664	 GBR.1986.21664	0:03:07.40	6	0:03:55.79	10	0:01:02.32	13		0:08:05.51	+0:00:17.26
10	47	CHARLES Laura Orbea FOX Enduro Team	 FRA.1995.23500	0:03:09.23	10	0:03:56.57	12	0:01:00.75	8		0:08:06.55	+0:00:18.30
11	43	WINTON Katy GBR.1993.21730	 GBR.1993.21730	0:03:12.13	13	0:03:53.39	7	0:01:02.35	14		0:08:07.87	+0:00:19.62
12	45	RICHTER Raphaela Juliana Free Agents	 GER.1997.25746	0:03:15.04	17	0:03:54.84	9	0:01:00.03	6		0:08:09.91	+0:00:21.66
13	53	NAUGHTON Isabella Liv Racing	 USA.2000.24733	0:03:08.83	8	0:03:59.60	13	0:01:01.66	10		0:08:10.09	+0:00:21.84
14	51	BRUCHLE Veronika Cube Action Team	 GER.1995.22726	0:03:13.87	15	0:04:00.28	14	0:01:00.36	7		0:08:14.51	+0:00:26.26
15	10	BARAONA Rebecca Ibis Enduro Team	 GBR.1993.21715	0:03:17.38	22	0:04:01.78	16	0:01:03.21	15		0:08:22.37	+0:00:34.12

Stage 5 Results

Pos	Plate	Name Team	Nat EWS number	Sector 1	Pos	Sector 2	Pos	Sector 3	Pos	Penalties	Time	Gap
WOMEN												
16	50	PAULIN Louise Margareta Ibis Enduro Team	 SWE.1978.21619	0:03:15.75	19	0:04:07.27	19	0:01:03.50	17		0:08:26.52	+0:00:38.27
17	6	GEHRIG Anita Norco Factory Team	 SUI.1987.21718	0:03:14.69	16	0:04:04.07	17	0:01:08.00	22		0:08:26.76	+0:00:38.51
18	188	JOLIDON Sidonie	 SUI.1987.31073	0:03:10.68	12	0:04:13.34	20	0:01:04.99	19		0:08:29.01	+0:00:40.76
19	52	WIEDENROTH Sofia Specialized Racing	 GER.1995.24544	0:03:19.75	23	0:04:06.96	18	0:01:03.52	18		0:08:30.23	+0:00:41.98
20	187	ELLECOSTA Nadine Fastlight-Abetone	 ITA.1999.25437	0:03:12.85	14	0:04:15.80	22	0:01:03.37	16		0:08:32.02	+0:00:43.77
21	49	NABER Tanja Juliana Free Agents	 GER.1987.22367	0:03:17.04	21	0:04:01.70	15	0:01:14.77	27		0:08:33.51	+0:00:45.26
22	189	RUTZ Lea Salome	 SUI.1995.33389	0:03:16.32	20	0:04:14.38	21	0:01:06.86	20		0:08:37.56	+0:00:49.31
23	48	DUVERT Julie Theory Global Enduro Team	 FRA.1996.21719	0:03:15.65	18	0:04:26.20	24	0:01:08.23	23		0:08:50.08	+0:01:01.83
24	191	HOVORKA Anja	 SUI.1989.37532	0:03:40.24	27	0:04:18.41	23	0:01:06.88	21		0:09:05.53	+0:01:17.28
25	193	LITTORIN SANDBU Anna	 NOR.2000.31919	0:03:33.42	25	0:04:28.88	25	0:01:10.74	25		0:09:13.04	+0:01:24.79
26	192	JOHNSEN Jonna	 DEN.1992.27207	0:03:39.93	26	0:04:41.12	26	0:01:08.29	24		0:09:29.34	+0:01:41.09
27	186	SAVELLI Irene	 ITA.1992.22163	0:03:26.78	24	0:04:53.57	27	0:01:10.80	26		0:09:31.15	+0:01:42.90

Stage 5 Results

Pos	Plate	Name Team	Nat EWS number	Sector 1	Pos	Sector 2	Pos	Sector 3	Pos	Penalties	Time	Gap
WOMEN Master 35+												
1	201	PICTON Leonie Liv Racing	AUS.1986.22420	0:03:23.07	1	0:04:21.32	1	0:01:06.21	1		0:08:50.60	
2	202	MICHEL Daniela	SUI.1981.21559	0:03:43.68	2	0:04:52.76	2	0:01:15.08	2		0:09:51.52	+0:01:00.92
WOMEN Under 21												
1	196	BAUMANN Lisa	SUI.2001.37332	0:03:15.97	2	0:04:01.00	1	0:01:02.84	1		0:08:19.81	
2	194	RIVA Sophie	ITA.2003.33949	0:03:14.53	1	0:04:05.54	3	0:01:04.12	3		0:08:24.19	+0:00:04.38
3	200	LAN Emmy	CAN.2004.33463	0:03:17.96	3	0:04:03.54	2	0:01:03.81	2		0:08:25.31	+0:00:05.50
4	195	GALLO FUENTES Paz	CHI.2002.30413	0:03:25.45	4	0:04:09.22	4	0:01:04.75	4		0:08:39.42	+0:00:19.61
5	198	HENRY Justine Urge Pyrenees Gravity	FRA.2003.32717	0:03:32.70	5	0:04:31.90	5	0:01:08.86	5		0:09:13.46	+0:00:53.65
6	199	GARCES RESTREPO Valentina	COL.2002.39273	0:03:44.57	6	0:05:02.51	6	0:01:14.07	6		0:10:01.15	+0:01:41.34

Statistics

Entries / Nations	Finished	DNF	DSQ	DNS	Weather	Temperature	Distance	Elevation
214 / 29	214	0	0	0	Partly Cloudy	20 °C		

DNF: did not finish · DNS: did not start · DSQ: disqualified