


































Stage 4Q Results

Pos	Plate	Name Team	Nat EWS number	Sector 1	Pos	Sector 2	Pos	Penalties	Time	Gap
MEN										
1	7	RUDE JR Richard Yeti / Fox Factory Team	 USA.1995.21739	<u>0:02:42.77</u>	1	0:02:25.80	4		0:05:08.57	
2	37	MAES Martin GT Factory Racing	 BEL.1997.21636	0:02:43.70	2	0:02:25.55	3		0:05:09.25	+0:00:00.68
3	11	MELAMED Jesse Rocky Mountain Race Face	 CAN.1992.21596	0:02:44.91	4	0:02:25.44	2		0:05:10.35	+0:00:01.78
4	4	TORDO Dimitri Canyon Collective	 FRA.1993.21764	0:02:44.22	3	0:02:26.53	6		0:05:10.75	+0:00:02.18
5	22	BORGES Jose Canyon Collective	 POR.1990.21669	0:02:45.60	6	0:02:26.82	7		0:05:12.42	+0:00:03.85
6	23	LUKASIK Slawomir	 POL.1993.24876	0:02:45.83	8	0:02:27.53	8		0:05:13.36	+0:00:04.79
7	21	MOIR Jack Canyon Collective	 AUS.1994.33430	0:02:49.80	16	<u>0:02:24.40</u>	1		0:05:14.20	+0:00:05.63
8	10	JOHANSEN Zakarias Ibis Enduro Team	 SWE.1992.21863	0:02:45.75	7	0:02:28.62	9		0:05:14.37	+0:00:05.80
9	5	DAILLY Adrien Lapierre Zipp Collective	 FRA.1996.21677	0:02:46.55	12	0:02:29.12	11		0:05:15.67	+0:00:07.10
10	28	WOOLLEY Kasper Yeti / OneUp PRO Team	 CAN.1999.21348	0:02:49.40	14	0:02:26.28	5		0:05:15.68	+0:00:07.11
11	13	WALLNER Robin Ibis Enduro Team	 SWE.1988.21594	0:02:46.21	9	0:02:30.72	15		0:05:16.93	+0:00:08.36
12	29	VENDEMMIA Mirco Fastlight-Abetone	 ITA.1998.21871	0:02:46.45	11	0:02:31.00	17		0:05:17.45	+0:00:08.88












Stage 4Q Results

Pos	Plate	Name Team	Nat EWS number	Sector 1	Pos	Sector 2	Pos	Penalties	Time	Gap
MEN										
13	8	WALKER Matthew Pivot Factory Racing	 NZL.1990.21846	0:02:45.35	5	0:02:32.56	21		0:05:17.91	+0:00:09.34
14	57	VEZINA Mckay Giant Factory Off-Road	 CAN.1995.21632	0:02:46.35	10	0:02:32.82	23		0:05:19.17	+0:00:10.60
15	26	HEAP Elliott Chain Reaction Cycles	 GBR.1998.21783	0:02:49.78	15	0:02:30.03	13		0:05:19.81	+0:00:11.24
16	24	DENIAUD Youn Giant Factory Off-Road	 FRA.1996.22994	0:02:51.27	20	0:02:29.52	12		0:05:20.79	+0:00:12.22
17	58	FEARON Connor Kona Factory Team	 AUS.1994.24834	0:02:47.70	13	0:02:34.40	30		0:05:22.10	+0:00:13.53
18	31	MURRAY Charles Specialized Racing	 NZL.1996.22752	0:02:51.43	21	0:02:30.75	16		0:05:22.18	+0:00:13.61
19	62	PAULHAN Romain Santa Cruz	 FRA.1988.22706	0:02:49.89	17	0:02:32.65	22		0:05:22.54	+0:00:13.97
20	32	GALY Theo Sunn French Connexion By Alpe D'Huez	 FRA.1990.21691	0:02:51.98	24	0:02:31.52	19		0:05:23.50	+0:00:14.93
21	3	MIQUEL Kevin Specialized Racing	 FRA.1991.21704	0:02:51.63	22	0:02:33.07	26		0:05:24.70	+0:00:16.13
22	25	VIDAL Antoine Commencal Enduro Team	 FRA.2001.25035	0:02:54.22	29	0:02:31.47	18		0:05:25.69	+0:00:17.12
23	59	LARBEYOU Guillaume Sunn French Connexion By Alpe D'Huez	 FRA.1994.25575	0:02:52.25	25	0:02:33.67	28		0:05:25.92	+0:00:17.35












Stage 4Q Results

Pos	Plate	Name Team	Nat EWS number	Sector 1	Pos	Sector 2	Pos	Penalties	Time	Gap
MEN										
24	14	LUCAS Cole Ibis Enduro Team	 NZL.1998.23013	0:02:55.56	34	0:02:30.40	14		0:05:25.96	+0:00:17.39
25	1	HILL Samuel Chain Reaction Cycles	 AUS.1985.21775	0:02:50.37	18	0:02:35.77	40		0:05:26.14	+0:00:17.57
26	55	TEXTOR Christian Team BULLS	 GER.1990.22845	0:02:50.70	19	0:02:35.70	38		0:05:26.40	+0:00:17.83
27	38	CALLAGHAN Gregory Devinci Global Racing	 IRL.1991.21827	0:02:51.94	23	0:02:34.81	33		0:05:26.75	+0:00:18.18
28	54	MENJOU Irene	 FRA.1995.22122	0:02:55.78	36	0:02:32.49	20		0:05:28.27	+0:00:19.70
29	36	JEANDEL Louis Sunn French Connexion By Alpe D'Huez	 FRA.1998.22140	0:02:55.48	33	0:02:32.88	24		0:05:28.36	+0:00:19.79
30	34	CHARLES Clement Rossignol Factory Team	 FRA.1994.22206	0:02:53.98	28	0:02:34.52	31		0:05:28.50	+0:00:19.93
31	79	WRIGHT Keegan Devinci Global Racing	 NZL.1996.21734	0:02:53.33	26	0:02:35.74	39		0:05:29.07	+0:00:20.50
32	6	GAUVIN Remi Rocky Mountain Race Face	 CAN.1992.21624	0:02:54.25	30	0:02:35.93	41		0:05:30.18	+0:00:21.61
33	27	OTON Damien Orbea FOX Enduro Team	 FRA.1987.21728	0:03:02.00	56	0:02:28.85	10		0:05:30.85	+0:00:22.28
34	15	NEER Shawn Yeti / Fox Factory Team	 USA.1991.21712	0:02:53.70	27	0:02:37.73	48		0:05:31.43	+0:00:22.86













Stage 4Q Results

Pos	Plate	Name Team	Nat EWS number	Sector 1	Pos	Sector 2	Pos	Penalties	Time	Gap
MEN										
35	60	LUTHI Patrick	 SUI.1992.22607	0:02:55.77	35	0:02:36.42	43		0:05:32.19	+0:00:23.62
36	39	VERNER Rhys Forbidden Synthesis	 CAN.1997.22407	0:02:57.21	39	0:02:35.22	36		0:05:32.43	+0:00:23.86
37	64	CARBALLO GONZALEZ Edgar Orbea FOX Enduro Team	 ESP.1988.30531	0:03:00.06	47	0:02:32.94	25		0:05:33.00	+0:00:24.43
38	155	RICARD Philippe	 CAN.1997.22407	0:02:55.05	31	0:02:37.98	52		0:05:33.03	+0:00:24.46
39	83	AGURTO GALLEGUILLOS Felipe Ignacio	 CHI.2000.22474	0:02:55.35	32	0:02:37.87	49		0:05:33.22	+0:00:24.65
40	85	SELF Daniel Theory Global Enduro Team	 NZL.1998.21834	0:02:59.63	46	0:02:33.65	27		0:05:33.28	+0:00:24.71
41	77	SERVANT Camille	 FRA.1994.22691	0:02:56.58	37	0:02:36.99	46		0:05:33.57	+0:00:25.00
42	2	NICOLAI Florian Trek Factory Racing	 FRA.1993.21749	0:02:58.13	40	0:02:36.00	42		0:05:34.13	+0:00:25.56
43	81	RICHARDSON John	 USA.1999.22929	0:02:59.20	44	0:02:35.58	37		0:05:34.78	+0:00:26.21
44	84	KRASNY Carter	 CAN.1999.22027	0:03:00.75	50	0:02:34.68	32		0:05:35.43	+0:00:26.86
45	97	MOROTTI Hugo	 FRA.2000.24522	0:02:58.66	42	0:02:36.89	45		0:05:35.55	+0:00:26.98













Stage 4Q Results

Pos	Plate	Name Team	Nat EWS number	Sector 1	Pos	Sector 2	Pos	Penalties	Time	Gap
MEN										
46	67	KANGAS Oliwer	 SWE.1992.33903	0:03:00.92	51	0:02:34.97	34		0:05:35.89	+0:00:27.32
47	75	FRANCK Gilles	 BEL.2000.22291	0:02:58.52	41	0:02:37.42	47		0:05:35.94	+0:00:27.37
48	72	GRANT Kelan Chain Reaction Cycles	 IRL.1993.21773	0:02:56.67	38	0:02:40.10	56		0:05:36.77	+0:00:28.20
48	76	DRACH Torben	 GER.1998.22419	0:02:58.82	43	0:02:37.95	51		0:05:36.77	+0:00:28.20
50	61	TORRALBA GARASA Juan Gabriel Orbea FOX Enduro Team	 ESP.1997.21633	0:03:03.47	61	0:02:33.73	29		0:05:37.20	+0:00:28.63
51	71	GARAY TAMAYO Iago Santa Cruz	 ESP.1991.21707	0:03:01.29	52	0:02:37.90	50		0:05:39.19	+0:00:30.62
52	99	WALL Evan Orbea FOX Enduro Team	 CAN.1999.23531	0:03:04.56	65	0:02:34.99	35		0:05:39.55	+0:00:30.98
53	112	GALLAGHER Christopher	 GBR.1993.23014	0:03:00.15	48	0:02:41.25	57		0:05:41.40	+0:00:32.83
54	78	MACARTHUR Glenn	 FRA.2000.22879	0:03:03.25	59	0:02:38.25	53		0:05:41.50	+0:00:32.93
55	56	SECONDI Nathan Fulgur Factory Team	 FRA.1999.22133	0:03:05.25	67	0:02:36.61	44		0:05:41.86	+0:00:33.29
56	70	BLAIR Lachlan Orange Factory Racing	 GBR.1995.21426	0:03:03.68	62	0:02:38.49	54		0:05:42.17	+0:00:33.60












Stage 4Q Results

Pos	Plate	Name Team	Nat EWS number	Sector 1	Pos	Sector 2	Pos	Penalties	Time	Gap
MEN										
57	124	KNAPEC Martin	 SVK.1994.26017	0:03:01.40	53	0:02:41.56	60		0:05:42.96	+0:00:34.39
58	140	TRAINER Myles	 USA.1992.22401	0:03:01.72	55	0:02:41.80	62		0:05:43.52	+0:00:34.95
59	86	CONNELL Joseph Orange Factory Racing	 GBR.1994.21745	0:03:00.52	49	0:02:44.03	71		0:05:44.55	+0:00:35.98
60	90	HEBERT Ambroise	 FRA.1993.21934	0:03:03.98	63	0:02:41.52	59		0:05:45.50	+0:00:36.93
61	93	BERNET Jonas	 SUI.1994.33390	0:02:59.25	45	0:02:46.65	86		0:05:45.90	+0:00:37.33
62	117	VOTH Janik	 GER.1997.25435	0:03:06.62	70	0:02:39.53	55		0:05:46.15	+0:00:37.58
63	66	GAILLOT Baptiste	 FRA.1991.21771	0:03:03.10	58	0:02:43.42	69		0:05:46.52	+0:00:37.95
64	80	BENOIT Clement	 FRA.1991.21770	0:03:04.82	66	0:02:41.93	63		0:05:46.75	+0:00:38.18
65	156	POULSON Anthony	 CAN.1999.22078	0:03:01.68	54	0:02:45.22	76		0:05:46.90	+0:00:38.33
66	87	PFEIL Max	 GER.1998.27442	0:03:06.37	68	0:02:41.65	61		0:05:48.02	+0:00:39.45
67	100	TOOKE Jacob	 CAN.1999.22078	0:03:06.52	69	0:02:42.13	64		0:05:48.65	+0:00:40.08
68	177	WEBER Basil	 SUI.1992.35964	0:03:07.32	72	0:02:41.38	58		0:05:48.70	+0:00:40.13












Stage 4Q Results

Pos	Plate	Name Team	Nat EWS number	Sector 1	Pos	Sector 2	Pos	Penalties	Time	Gap
MEN										
69	120	MIHALKOVITS Peter	 AUT.1993.23608	0:03:07.35	73	0:02:43.13	67		0:05:50.48	+0:00:41.91
70	118	MUELLER Igor WeRide Racing Team	 SUI.1996.22665	0:03:02.84	57	0:02:48.30	93		0:05:51.14	+0:00:42.57
71	108	LORENZ Mehdi	 SUI.1993.27619	0:03:04.44	64	0:02:47.05	89		0:05:51.49	+0:00:42.92
72	163	OMDAL Oskar	 NOR.2000.32277	0:03:07.94	74	0:02:43.78	70		0:05:51.72	+0:00:43.15
73	162	FAGERBERG Philip	 SWE.1996.25802	0:03:08.64	76	0:02:43.15	68		0:05:51.79	+0:00:43.22
74	115	TEJCHMAN Premek	 CZE.1988.22389	0:03:10.83	85	0:02:42.67	65		0:05:53.50	+0:00:44.93
75	96	ESCUDIER Thomas	 FRA.1991.21945	0:03:09.15	80	0:02:45.13	74		0:05:54.28	+0:00:45.71
76	106	PETER Stefan	 SUI.1992.23004	0:03:09.40	81	0:02:46.10	79		0:05:55.50	+0:00:46.93
77	94	JONES Jono	 GBR.1994.37370	0:03:07.03	71	0:02:49.70	96		0:05:56.73	+0:00:48.16
77	154	HUTCHENS Chris	 GBR.1989.22999	0:03:10.25	83	0:02:46.48	83		0:05:56.73	+0:00:48.16
79	103	LUPATO Alex	 ITA.1989.22851	0:03:13.92	97	0:02:42.86	66		0:05:56.78	+0:00:48.21
80	74	CASADEI Nicola	 ITA.1989.21878	0:03:11.50	87	0:02:46.23	81		0:05:57.73	+0:00:49.16













Stage 4Q Results

Pos	Plate	Name Team	Nat EWS number	Sector 1	Pos	Sector 2	Pos	Penalties	Time	Gap
MEN										
81	110	CARROLL Gavin	 IRL.1993.35848	0:03:11.73	88	0:02:46.10	79		0:05:57.83	+0:00:49.26
82	17	CHAPUIS Maxime	 SUI.1994.22784	0:03:08.14	75	0:02:49.80	97		0:05:57.94	+0:00:49.37
83	119	GROTTI Nicola Fastlight-Abetone	 ITA.2000.21925	0:03:10.22	82	0:02:47.88	92		0:05:58.10	+0:00:49.53
84	179	BAHLER Jonas	 SUI.1987.21706	0:03:11.12	86	0:02:47.03	88		0:05:58.15	+0:00:49.58
85	133	RENZ Daniel	 GER.1996.26028	0:03:14.48	99	0:02:44.12	72		0:05:58.60	+0:00:50.03
85	167	BISSON Zian	 FRA.2000.26059	0:03:13.45	93	0:02:45.15	75		0:05:58.60	+0:00:50.03
87	138	OPPLIGER Timothee	 SUI.1992.21701	0:03:14.02	98	0:02:45.03	73		0:05:59.05	+0:00:50.48
88	147	DALPIAN Davide	 ITA.1997.21865	0:03:08.80	78	0:02:50.33	98		0:05:59.13	+0:00:50.56
89	136	HOBON CARRASCO Pablo	 CHI.1992.33496	0:03:10.62	84	0:02:48.88	94		0:05:59.50	+0:00:50.93
90	146	LUPATO Denny	 ITA.1992.22852	0:03:12.77	90	0:02:46.90	87		0:05:59.67	+0:00:51.10
91	104	ARNAUD Quentin Sunn French Connexion By Alpe D'Huez	 FRA.1994.22628	0:03:08.92	79	0:02:51.43	107		0:06:00.35	+0:00:51.78













Stage 4Q Results

Pos	Plate	Name Team	Nat EWS number	Sector 1	Pos	Sector 2	Pos	Penalties	Time	Gap
MEN										
92	111	BURNS CONTRERAS Jeronimo	 CHI.2000.33352	0:03:13.90	96	0:02:46.48	83		0:06:00.38	+0:00:51.81
93	137	LANDMARK Ola Javold	 NOR.1999.25289	0:03:15.03	102	0:02:45.43	77		0:06:00.46	+0:00:51.89
94	182	LEONHARDT Konstantin	 GER.1996.35481	0:03:14.68	101	0:02:46.38	82		0:06:01.06	+0:00:52.49
95	92	WILSON Thomas Orange Factory Racing	 GBR.2000.22553	0:03:15.63	103	0:02:45.47	78		0:06:01.10	+0:00:52.53
96	157	DOYLE Thomas	 	0:03:08.72	77	0:02:53.95	114		0:06:02.67	+0:00:54.10
97	126	DERKUM Christian	 GER.1991.23043	0:03:17.17	107	0:02:46.63	85		0:06:03.80	+0:00:55.23
98	130	BEAN Nicolas Theory Global Enduro Team	 USA.1999.22730	0:03:16.67	106	0:02:47.23	91		0:06:03.90	+0:00:55.33
99	88	CIRIEGO Maxime	 FRA.1997.34167	0:03:13.62	94	0:02:50.63	103		0:06:04.25	+0:00:55.68
100	164	ANGIOLINI Sebastien	 SUI.1993.21614	0:03:13.85	95	0:02:50.63	103		0:06:04.48	+0:00:55.91
101	129	MARCHESE Francesco Mad Wheels - Enduro Team	 ITA.2000.32885	0:03:17.70	111	0:02:47.20	90		0:06:04.90	+0:00:56.33
102	172	HASSFELD Joel	 GER.1998.33907	0:03:12.82	91	0:02:52.18	109		0:06:05.00	+0:00:56.43

Stage 4Q Results

Pos	Plate	Name Team	Nat EWS number	Sector 1	Pos	Sector 2	Pos	Penalties	Time	Gap
MEN										
103	109	ROSSI Saben	 USA.1985.23371	0:03:12.55	89	0:02:53.57	112		0:06:06.12	+0:00:57.55
104	102	RYAN Fergus	 GBR.1993.22458	0:03:17.83	112	0:02:49.02	95		0:06:06.85	+0:00:58.28
105	107	DIEU Antonio	 FRA.1989.26701	0:03:15.85	105	0:02:51.55	108		0:06:07.40	+0:00:58.83
106	82	IENZER Emeric	 FRA.1999.31862	0:03:17.48	108	0:02:50.45	99		0:06:07.93	+0:00:59.36
107	178	WEBER Myles	 SUI.1996.35963	0:03:17.62	109	0:02:50.55	101		0:06:08.17	+0:00:59.60
108	132	DEMUYLDER Jonas	 BEL.1997.25196	0:03:13.12	92	0:02:56.53	116		0:06:09.65	+0:01:01.08
108	165	JENNI Luca	 SUI.1999.36806	0:03:19.03	113	0:02:50.62	102		0:06:09.65	+0:01:01.08
110	105	JANSER Robin	 SUI.2000.25837	0:03:19.82	115	0:02:50.50	100		0:06:10.32	+0:01:01.75
111	168	BAILLIF Florent	 SUI.1998.32580	0:03:19.28	114	0:02:51.25	105		0:06:10.53	+0:01:01.96
112	123	MARFURT Silvan	 SUI.1988.22319	0:03:15.78	104	0:02:55.92	115		0:06:11.70	+0:01:03.13
113	174	WERRES Florian	 GER.1999.36669	0:03:20.75	118	0:02:51.27	106		0:06:12.02	+0:01:03.45
114	169	TUCKER Richard	 GBR.1991.36353	0:03:14.55	100	0:02:58.83	119		0:06:13.38	+0:01:04.81

Stage 4Q Results

Pos	Plate	Name Team	Nat EWS number	Sector 1	Pos	Sector 2	Pos	Penalties	Time	Gap
MEN										
115	148	DODINO Giacomo	 ITA.1994.22466	0:03:17.62	109	0:02:58.00	117		0:06:15.62	+0:01:07.05
116	122	SCHWENK Robert	 GER.1994.23041	0:03:22.67	119	0:02:53.61	113		0:06:16.28	+0:01:07.71
117	125	KOLAR Michael	 SVK.1992.30439	0:03:23.92	120	0:02:53.23	111		0:06:17.15	+0:01:08.58
118	151	KUECHLER Robin	 SUI.2000.23149	0:03:19.92	116	0:02:58.00	117		0:06:17.92	+0:01:09.35
119	116	SUKCHANYA Chinnapat	 THA.1992.23149	0:03:26.20	122	0:02:53.02	110		0:06:19.22	+0:01:10.65
120	149	BERTUSSI Florian	 FRA.1995.26303	0:03:20.04	117	0:03:02.46	122		0:06:22.50	+0:01:13.93
121	166	SEYDOUX Liam	 SUI.2000.23170	0:03:30.10	125	0:03:01.90	120		0:06:32.00	+0:01:23.43
122	181	CHRIST Jan	 GER.1998.25376	0:03:28.42	124	0:03:03.78	123		0:06:32.20	+0:01:23.63
123	176	SCHELBERT Aron	 SUI.2000.24501	0:03:25.57	121	0:03:07.43	124		0:06:33.00	+0:01:24.43
124	183	BARICH Leopold	 GER.1998.22342	0:03:35.52	128	0:03:01.90	120		0:06:37.42	+0:01:28.85
125	150	GUERIN Cedric	 FRA.1992.23190	0:03:27.57	123	0:03:13.53	125		0:06:41.10	+0:01:32.53
126	68	FRANCARDO Tommaso	 ITA.1997.22813	0:03:03.40	60	0:03:47.75	129		0:06:51.15	+0:01:42.58

Stage 4Q Results

Pos	Plate	Name Team	Nat EWS number	Sector 1	Pos	Sector 2	Pos	Penalties	Time	Gap
MEN										
127	128	GIACOBINI Stefano Mad Wheels - Enduro Team	ITA.2000.22864	0:03:35.48	127	0:03:17.62	126		0:06:53.10	+0:01:44.53
128	144	STEFANSSON Jonas	ISL.1988.22287	0:03:44.29	129	0:03:23.08	128		0:07:07.37	+0:01:58.80
129	180	SCHROETTER Dennis	GER.2000.21402	0:03:53.80	130	0:03:20.07	127		0:07:13.87	+0:02:05.30
130	63	NATION Joseph Pole Enduro Race Team	NZL.1989.21670	0:03:30.50	126	0:04:01.73	130		0:07:32.23	+0:02:23.66
131	73	PESENTI Marcello	ITA.1994.21853	0:13:11.85	131	0:04:05.20	131		0:17:17.05	+0:12:08.48

MEN | Master 35+

1	259	AMOUR Karim	FRA.1975.21696	<u>0:03:01.42</u>	1	0:02:50.08	2		0:05:51.50	
2	262	VESENBECKH Adrian	GER.1979.33219	0:03:07.88	2	<u>0:02:50.02</u>	1		0:05:57.90	+0:00:06.40
3	271	MOESLE Niklaus	SUI.1985.22800	0:03:18.82	3	0:02:57.22	4		0:06:16.04	+0:00:24.54
4	266	NEGRO Claudio	SUI.1985.22754	0:03:26.00	6	0:02:53.50	3		0:06:19.50	+0:00:28.00
5	261	CORRE Ludovic	FRA.1983.21638	0:03:22.10	5	0:02:59.45	6		0:06:21.55	+0:00:30.05
6	274	SALAMIN Raphael	SUI.1972.33723	0:03:20.56	4	0:03:05.94	7		0:06:26.50	+0:00:35.00












Stage 4Q Results

Pos	Plate	Name Team	Nat EWS number	Sector 1	Pos	Sector 2	Pos	Penalties	Time	Gap
MEN Master 35+										
7	267	MAGNEA Clement	 FRA.1985.21414	0:03:37.52	8	0:02:59.40	5		0:06:36.92	+0:00:45.42
8	272	BODEUX Xavier	 BEL.1976.21936	0:03:28.85	7	0:03:13.03	9		0:06:41.88	+0:00:50.38
9	264	CALVEZ Mathieu Urge Pyrenees Gravity	 FRA.1986.22152	0:03:38.06	9	0:03:11.69	8		0:06:49.75	+0:00:58.25
10	263	DAUMAS Eric	 FRA.1968.22075	0:03:46.22	11	0:03:30.08	10		0:07:16.30	+0:01:24.80
11	270	SURBALLE Emiliano	 ARG.1978.24423	0:03:45.65	10	0:03:39.22	12		0:07:24.87	+0:01:33.37
12	275	HUGHES David	 IRL.1971.21814	0:04:00.42	12	0:03:35.63	11		0:07:36.05	+0:01:44.55
MEN Under 21										
1	236	HANCOCK Emmett	 CAN.2002.37051	<u>0:02:53.75</u>	1	0:02:36.53	5		0:05:30.28	
2	204	CAMOIN Francescu Specialized Racing	 FRA.2001.23545	0:02:57.28	4	<u>0:02:34.10</u>	1		0:05:31.38	+0:00:01.10
3	237	MORGAN Myles	 USA.2001.24399	0:02:55.89	3	0:02:36.26	4		0:05:32.15	+0:00:01.87
4	206	STERCKX Nathan	 CAN.2001.22631	0:02:54.03	2	0:02:39.44	12		0:05:33.47	+0:00:03.19
5	239	HOFFMAN Noah Kona Factory Team	 AUT.2003.36750	0:02:57.37	5	0:02:36.13	3		0:05:33.50	+0:00:03.22












Stage 4Q Results

Pos	Plate	Name Team	Nat EWS number	Sector 1	Pos	Sector 2	Pos	Penalties	Time	Gap
MEN Under 21										
6	207	WARNET Manu	 NED.2001.26267	0:02:58.15	8	0:02:37.32	7		0:05:35.47	+0:00:05.19
7	208	ARNAUD Nans	 FRA.2004.35462	0:02:57.38	6	0:02:39.30	11		0:05:36.68	+0:00:06.40
8	211	MILLE Thimote	 FRA.2001.31623	0:03:02.36	13	0:02:35.78	2		0:05:38.14	+0:00:07.86
9	205	ICARDO Alexis Theory Global Enduro Team	 FRA.2003.31902	0:03:00.37	10	0:02:38.57	9		0:05:38.94	+0:00:08.66
10	226	PIERCY Jack Commencal Enduro Team	 GBR.2004.36927	0:03:03.33	16	0:02:37.57	8		0:05:40.90	+0:00:10.62
11	235	MENZIES Jack Forbidden Synthesis	 CAN.2001.22519	0:03:04.73	17	0:02:36.77	6		0:05:41.50	+0:00:11.22
12	228	LANI Martino	 ITA.2001.22164	0:03:02.88	14	0:02:38.67	10		0:05:41.55	+0:00:11.27
13	223	RYYNANEN Tarmo	 FIN.2002.31950	0:03:01.36	12	0:02:40.64	13		0:05:42.00	+0:00:11.72
14	222	BERTINI Lisandru Lapierre Zipp Collective	 FRA.2004.36198	0:02:58.07	7	0:02:44.13	21		0:05:42.20	+0:00:11.92
15	230	HELLY Johnathan	 CAN.2003.27147	0:02:59.12	9	0:02:43.35	18		0:05:42.47	+0:00:12.19
16	229	PELISSERO Simone	 ITA.2001.21940	0:03:01.35	11	0:02:45.61	23		0:05:46.96	+0:00:16.68
17	242	SCHEELE William	 NOR.2003.33415	0:03:07.05	18	0:02:41.35	15		0:05:48.40	+0:00:18.12













Stage 4Q Results

Pos	Plate	Name Team	Nat EWS number	Sector 1	Pos	Sector 2	Pos	Penalties	Time	Gap
MEN Under 21										
18	210	CHAPIN Aiden Trek Factory Racing	 USA.2002.25700	0:03:07.79	22	0:02:41.45	16		0:05:49.24	+0:00:18.96
19	255	SANCHEZ SALAZAR Camilo	 COL.2001.23288	0:03:09.75	24	0:02:40.85	14		0:05:50.60	+0:00:20.32
20	243	LANDBO Mads	 DEN.2004.38802	0:03:07.35	19	0:02:43.92	20		0:05:51.27	+0:00:20.99
21	225	EBDON Jake	 GBR.2001.32703	0:03:08.97	23	0:02:43.60	19		0:05:52.57	+0:00:22.29
22	227	BYRNE Harry	 IRL.2001.23573	0:03:11.90	28	0:02:44.33	22		0:05:56.23	+0:00:25.95
23	254	PAREDES MORENO Jose	 CHI.2001.23001	0:03:11.53	27	0:02:46.12	24		0:05:57.65	+0:00:27.37
24	238	COPE Daniel	 GBR.2003.36534	0:03:15.62	30	0:02:46.57	25		0:06:02.19	+0:00:31.91
25	257	TAYLOR Jacob	 USA.2003.31102	0:03:09.85	25	0:02:53.55	29		0:06:03.40	+0:00:33.12
26	253	FREDERICKSEN GARCIA Tomas	 CHI.2001.25553	0:03:14.17	29	0:02:50.52	27		0:06:04.69	+0:00:34.41
27	209	STORR Alex	 GBR.2001.31009	0:03:07.42	20	0:02:57.65	33		0:06:05.07	+0:00:34.79
28	256	HAZEN William	 USA.2002.26823	0:03:18.65	31	0:02:46.75	26		0:06:05.40	+0:00:35.12













Stage 4Q Results

Pos	Plate	Name Team	Nat EWS number	Sector 1	Pos	Sector 2	Pos	Penalties	Time	Gap
MEN Under 21										
29	250	SCHLEICHER Valentin	 GER.2002.26946	0:03:10.83	26	0:02:56.30	32		0:06:07.13	+0:00:36.85
30	240	GOWEIL Jonas Cube Action Team	 AUT.2002.36734	0:03:07.78	21	0:03:01.19	38		0:06:08.97	+0:00:38.69
31	249	FLEURY Mathis	 FRA.2003.33539	0:03:18.87	33	0:02:55.60	31		0:06:14.47	+0:00:44.19
32	231	RANDELL Jayden	 GBR.2003.27895	0:03:18.65	31	0:02:57.80	34		0:06:16.45	+0:00:46.17
33	234	FOURCADE Luca Urge Pyrenees Gravity	 FRA.2003.35944	0:03:26.67	37	0:02:51.03	28		0:06:17.70	+0:00:47.42
34	224	HARRIS Bradley	 NZL.2001.27637	0:03:36.65	39	0:02:42.35	17		0:06:19.00	+0:00:48.72
35	244	FILIPPI Mirko	 ITA.2001.26043	0:03:25.93	36	0:02:54.02	30		0:06:19.95	+0:00:49.67
36	241	LANDBO Hans	 DEN.2002.38800	0:03:03.23	15	0:03:17.69	39		0:06:20.92	+0:00:50.64
37	252	SMOLNIKAR Jakob	 SLO.2001.22228	0:03:24.15	34	0:02:59.58	36		0:06:23.73	+0:00:53.45
38	246	FANTINO Andrea Mad Wheels - Enduro Team	 ITA.2001.25554	0:03:25.92	35	0:03:00.80	37		0:06:26.72	+0:00:56.44
39	251	VLASKOVAC Ben	 GER.2003.35875	0:03:31.28	38	0:02:57.88	35		0:06:29.16	+0:00:58.88











Stage 4Q Results

Pos	Plate	Name Team	Nat EWS number	Sector 1	Pos	Sector 2	Pos	Penalties	Time	Gap
WOMEN										
1	4	CHARRE Morgane Pivot Factory Racing	 FRA.1990.21958	0:03:22.09	3	<u>0:02:57.45</u>	<u>1</u>		0:06:19.54	
2	2	KOREM Noga GT Factory Racing	 ISR.1991.21660	<u>0:03:20.10</u>	<u>1</u>	0:03:02.30	3		0:06:22.40	+0:00:02.86
3	40	PUGIN Melanie FRA.1990.21693	 FRA.1990.21693	0:03:20.15	2	0:03:02.33	4		0:06:22.48	+0:00:02.94
4	41	HARDEN Harriet Trek Factory Racing	 GBR.2001.22819	0:03:29.55	10	0:02:59.29	2		0:06:28.84	+0:00:09.30
5	44	CHARLES Estelle Rossignol Factory Team	 FRA.1997.22205	0:03:24.71	4	0:03:04.84	7		0:06:29.55	+0:00:10.01
6	43	WINTON Katy GBR.1993.21730	 GBR.1993.21730	0:03:26.60	6	0:03:03.17	5		0:06:29.77	+0:00:10.23
7	1	COURDURIER Isabeau Lapierre Zipp Collective	 FRA.1994.21731	0:03:26.24	5	0:03:03.90	6		0:06:30.14	+0:00:10.60
8	10	BARAONA Rebecca Ibis Enduro Team	 GBR.1993.21715	0:03:30.22	11	0:03:05.80	8		0:06:36.02	+0:00:16.48
9	9	MILLER Miranda Kona Factory Team	 CAN.1990.21687	0:03:28.26	8	0:03:08.02	10		0:06:36.28	+0:00:16.74
10	7	COOK Becky GBR.1986.21664	 GBR.1986.21664	0:03:29.41	9	0:03:07.62	9		0:06:37.03	+0:00:17.49
11	45	RICHTER Raphaela Juliana Free Agents	 GER.1997.25746	0:03:31.30	12	0:03:10.00	12		0:06:41.30	+0:00:21.76
12	51	BRUCHLE Veronika Cube Action Team	 GER.1995.22726	0:03:26.90	7	0:03:15.47	17		0:06:42.37	+0:00:22.83


Stage 4Q Results

Pos	Plate	Name Team	Nat EWS number	Sector 1	Pos	Sector 2	Pos	Penalties	Time	Gap
WOMEN										
13	187	ELLECOSTA Nadine Fastlight-Abetone	 ITA.1999.25437	0:03:32.56	13	0:03:14.80	16		0:06:47.36	+0:00:27.82
14	48	DUVERT Julie Theory Global Enduro Team	 FRA.1996.21719	0:03:34.14	14	0:03:14.53	15		0:06:48.67	+0:00:29.13
15	52	WIEDENROTH Sofia Specialized Racing	 GER.1995.24544	0:03:34.84	16	0:03:14.26	14		0:06:49.10	+0:00:29.56
16	47	CHARLES Laura Orbea FOX Enduro Team	 FRA.1995.23500	0:03:39.12	17	0:03:10.78	13		0:06:49.90	+0:00:30.36
17	8	MORRISON Rae Liv Racing	 NZL.1989.21630	0:03:43.41	20	0:03:08.34	11		0:06:51.75	+0:00:32.21
18	188	JOLIDON Sidonie	 SUI.1987.31073	0:03:34.72	15	0:03:23.48	21		0:06:58.20	+0:00:38.66
19	49	NABER Tanja Juliana Free Agents	 GER.1987.22367	0:03:43.00	19	0:03:15.48	18		0:06:58.48	+0:00:38.94
20	6	GEHRIG Anita Norco Factory Team	 SUI.1987.21718	0:03:42.67	18	0:03:15.88	19		0:06:58.55	+0:00:39.01
21	53	NAUGHTON Isabella Liv Racing	 USA.2000.24733	0:03:53.78	23	0:03:17.75	20		0:07:11.53	+0:00:51.99
22	50	PAULIN Louise Margareta Ibis Enduro Team	 SWE.1978.21619	0:03:50.80	21	0:03:24.23	22		0:07:15.03	+0:00:55.49
23	189	RUTZ Lea Salome	 SUI.1995.33389	0:03:53.10	22	0:03:30.81	23		0:07:23.91	+0:01:04.37
24	191	HOVORKA Anja	 SUI.1989.37532	0:03:57.66	24	0:03:35.65	24		0:07:33.31	+0:01:13.77

Stage 4Q Results

Pos	Plate	Name Team	Nat EWS number	Sector 1	Pos	Sector 2	Pos	Penalties	Time	Gap
WOMEN										
25	186	SAVELLI Irene	 ITA.1992.22163	0:04:03.35	25	0:03:41.50	25		0:07:44.85	+0:01:25.31
26	192	JOHNSEN Jonna	 DEN.1992.27207	0:04:21.75	26	0:03:50.98	26		0:08:12.73	+0:01:53.19
27	193	LITTORIN SANDBU Anna	 NOR.2000.31919	0:05:48.58	27	0:04:02.93	27		0:09:51.51	+0:03:31.97
WOMEN Master 35+										
1	201	PICTON Leonie Liv Racing	 AUS.1986.22420	<u>0:04:16.68</u>	1	<u>0:03:37.47</u>	1		0:07:54.15	
2	202	MICHEL Daniela	 SUI.1981.21559	0:04:22.38	2	0:03:51.18	2		0:08:13.56	+0:00:19.41
WOMEN Under 21										
1	194	RIVA Sophie	 ITA.2003.33949	<u>0:03:40.95</u>	1	<u>0:03:12.08</u>	1		0:06:53.03	
2	200	LAN Emmy	 CAN.2004.33463	0:03:44.00	2	0:03:17.23	3		0:07:01.23	+0:00:08.20
3	196	BAUMANN Lisa	 SUI.2001.37332	0:03:53.57	4	0:03:14.63	2		0:07:08.20	+0:00:15.17
4	195	GALLO FUENTES Paz	 CHI.2002.30413	0:03:48.07	3	0:03:28.16	4		0:07:16.23	+0:00:23.20
5	199	GARGES RESTREPO Valentina	 COL.2002.39273	0:04:28.75	6	0:03:49.27	5		0:08:18.02	+0:01:24.99

Stage 4Q Results

Pos	Plate	Name Team	Nat EWS number	Sector 1	Pos	Sector 2	Pos	Penalties	Time	Gap
WOMEN Under 21										
6	198	HENRY Justine Urge Pyrenees Gravity	 FRA.2003.32717	0:04:26.00	5	0:04:00.60	6		0:08:26.60	+0:01:33.57

Statistics

Entries / Nations	Finished	DNF	DSQ	DNS	Weather	Temperature	Distance	Elevation
217 / 29	217	0	0	0	Partly Cloudy	20 °C		

DNF: did not finish · DNS: did not start · DSQ: disqualified