






























Stage 1PRO Results

Pos	Plate	Name Team	Nat EWS number	Penalties	Time	Gap
MEN						
1	31	MAES Martin GT Factory Racing	 BEL.1997.21636		0:02:19.10	
2	21	MOIR Jack Canyon Collective	 AUS.1994.33430		0:02:20.14	+0:00:01.04
3	7	RUDE JR Richard Yeti / Fox Factory Team	 USA.1995.21739		0:02:20.98	+0:00:01.88
4	3	MIQUEL Kevin Specialized Racing	 FRA.1991.21704		0:02:21.32	+0:00:02.22
5	8	WALKER Matthew Pivot Factory Racing	 NZL.1990.21846		0:02:21.60	+0:00:02.50
6	43	VERNER Rhys Forbidden Synthesis	 CAN.1997.22407		0:02:21.67	+0:00:02.57
7	13	WALLNER Robin Ibis Enduro Team	 SWE.1988.21594		0:02:21.95	+0:00:02.85
8	33	PIGEON Hugo Scott SR Suntour Enduro Team	 FRA.1996.23507		0:02:22.88	+0:00:03.78
9	64	CARBALLO GONZALEZ Edgar Orbea FOX Enduro Team	 ESP.1988.30531		0:02:23.20	+0:00:04.10











Stage 1PRO Results

Pos	Plate	Name Team	Nat EWS number	Penalties	Time	Gap
MEN						
10	41	SECONDI Nathan Fulgur Factory Team	 FRA.1999.22133		0:02:23.43	+0:00:04.33
11	28	OTON Damien Orbea FOX Enduro Team	 FRA.1987.21728		0:02:23.55	+0:00:04.45
12	4	TORDO Dimitri Canyon Collective	 FRA.1993.21764		0:02:23.93	+0:00:04.83
13	29	MURRAY Charles Specialized Racing	 NZL.1996.22752		0:02:23.94	+0:00:04.84
14	11	MELAMED Jesse Rocky Mountain Race Face	 CAN.1992.21596		0:02:24.05	+0:00:04.95
15	27	WOOLLEY Kasper Yeti / OneUp PRO Team	 CAN.1999.21348		0:02:24.10	+0:00:05.00
16	30	VENDEMMIA Mirco Fastlight-Abetone	 ITA.1998.21871		0:02:24.23	+0:00:05.13
17	61	PERSAK Vid Orbea FOX Enduro Team	 SLO.1996.22810		0:02:24.38	+0:00:05.28
18	24	DENIAUD Youn Giant Factory Off-Road	 FRA.1996.22994		0:02:24.60	+0:00:05.50
19	2	NICOLAI Florian Trek Factory Racing	 FRA.1993.21749		0:02:24.63	+0:00:05.53











Stage 1PRO Results

Pos	Plate	Name Team	Nat EWS number	Penalties	Time	Gap
MEN						
20	10	JOHANSEN Zakarias Ibis Enduro Team	 SWE.1992.21863		0:02:24.76	+0:00:05.66
21	83	AGURTO GALLEGUILLOS Felipe Ignacio	 CHI.2000.22474		0:02:24.78	+0:00:05.68
22	37	CALLAGHAN Gregory Devinci Global Racing	 IRL.1991.21827		0:02:24.88	+0:00:05.78
23	34	CHARLES Clement Rossignol Factory Team	 FRA.1994.22206		0:02:25.10	+0:00:06.00
24	60	FEARON Connor Kona Factory Team	 AUS.1994.24834		0:02:25.37	+0:00:06.27
25	5	DAILLY Adrien Lapierre Zipp Collective	 FRA.1996.21677		0:02:25.48	+0:00:06.38
26	63	LUTHI Patrick	 SUI.1992.22607		0:02:25.63	+0:00:06.53
27	22	BORGES Jose Canyon Collective	 POR.1990.21669		0:02:25.65	+0:00:06.55
28	96	WALL Evan Orbea FOX Enduro Team	 CAN.1999.23531		0:02:25.85	+0:00:06.75
29	25	VIDAL Antoine Commencal Enduro Team	 FRA.2001.25035		0:02:26.15	+0:00:07.05











Stage 1PRO Results

Pos	Plate	Name Team	Nat EWS number	Penalties	Time	Gap
MEN						
30	35	MENJOU Irenee	 FRA.1995.22122		0:02:26.22	+0:00:07.12
31	26	HEAP Elliott Chain Reaction Cycles	 GBR.1998.21783		0:02:26.30	+0:00:07.20
32	91	MOROTTI Hugo	 FRA.2000.24522		0:02:26.45	+0:00:07.35
33	62	ROPELATO Mitch	 USA.1992.22734		0:02:26.82	+0:00:07.72
34	69	KANGAS Oliwer	 SWE.1992.33903		0:02:27.18	+0:00:08.08
35	107	BLAHA Vojtech	 CZE.1999.22684		0:02:27.25	+0:00:08.15
36	32	GALY Theo Sunn French Connexion By Alpe D'Huez	 FRA.1990.21691		0:02:27.53	+0:00:08.43
37	73	GRANT Kelan Chain Reaction Cycles	 IRL.1993.21773		0:02:28.08	+0:00:08.98
38	68	GARAY TAMAYO Iago Santa Cruz	 ESP.1991.21707		0:02:28.15	+0:00:09.05
39	66	NATION Joseph Pole Enduro Race Team	 NZL.1989.21670		0:02:28.17	+0:00:09.07











Stage 1PRO Results

Pos	Plate	Name Team	Nat EWS number	Penalties	Time	Gap
MEN						
40	38	TEXTOR Christian Team BULLS	 GER.1990.22845		0:02:28.18	+0:00:09.08
41	72	FRANCK Gilles	 BEL.2000.22291		0:02:28.20	+0:00:09.10
42	82	DRACH Torben	 GER.1998.22419		0:02:28.48	+0:00:09.38
43	77	FRANCARDO Tommaso	 ITA.1997.22813		0:02:29.07	+0:00:09.97
44	71	CURE Alexandre	 FRA.1993.21675		0:02:29.74	+0:00:10.64
45	80	CASADEI Nicola	 ITA.1989.21878		0:02:29.80	+0:00:10.70
45	79	SERVANT Camille	 FRA.1994.22691		0:02:29.80	+0:00:10.70
47	189	GRILLANDA Fabio			0:02:29.97	+0:00:10.87
48	67	BLAIR Lachlan Orange Factory Racing	 GBR.1995.21426		0:02:30.04	+0:00:10.94
49	36	JEANDEL Louis Sunn French Connexion By Alpe D'Huez	 FRA.1998.22140		0:02:30.16	+0:00:11.06











Stage 1PRO Results

Pos	Plate	Name Team	Nat EWS number	Penalties	Time	Gap
MEN						
50	42	LARBEOU Guillaume Sunn French Connexion By Alpe D'Huez	 FRA.1994.25575		0:02:30.63	+0:00:11.53
51	100	TEJCHMAN Premek	 CZE.1988.22389		0:02:31.29	+0:00:12.19
52	74	WRIGHT Keegan Devinci Global Racing	 NZL.1996.21734		0:02:31.76	+0:00:12.66
53	176	HANOUX Simon	 FRA.1992.37311		0:02:31.86	+0:00:12.76
54	90	HEBERT Ambroise	 FRA.1993.21934		0:02:32.12	+0:00:13.02
55	106	KNAPEC Martin	 SVK.1994.26017		0:02:32.20	+0:00:13.10
56	88	PFEIL Max	 GER.1998.27442		0:02:32.31	+0:00:13.21
57	124	OMDAL Oskar	 NOR.2000.32277		0:02:32.32	+0:00:13.22
58	75	BAUD Elliott	 FRA.1998.22053		0:02:32.68	+0:00:13.58
59	40	VEZINA Mckay Giant Factory Off-Road	 CAN.1995.21632		0:02:33.30	+0:00:14.20










Stage 1PRO Results

Pos	Plate	Name Team	Nat EWS number	Penalties	Time	Gap
MEN						
60	14	LUCAS Cole Ibis Enduro Team	 NZL.1998.23013		0:02:33.38	+0:00:14.28
61	92	ESCUDIER Thomas	 FRA.1991.21945		0:02:33.98	+0:00:14.88
62	87	CONNELL Joseph Orange Factory Racing	 GBR.1994.21745		0:02:34.27	+0:00:15.17
63	95	KRASNY Carter	 CAN.1999.22027		0:02:34.55	+0:00:15.45
64	163	BERTA Matteo	 ITA.1995.21891		0:02:34.70	+0:00:15.60
65	103	LORENZ Mehdi	 SUI.1993.27619		0:02:34.88	+0:00:15.78
66	118	MUELLER Igor WeRide Racing Team	 SUI.1996.22665		0:02:35.15	+0:00:16.05
67	70	GAILLOT Baptiste	 FRA.1991.21771		0:02:35.17	+0:00:16.07
68	175	MONTAGNI Mirco	 ITA.1993.27437		0:02:35.47	+0:00:16.37
69	84	MYSIK Milan	 CZE.1993.22051		0:02:35.53	+0:00:16.43











Stage 1PRO Results

Pos	Plate	Name Team	Nat EWS number	Penalties	Time	Gap
MEN						
70	105	CHARVAT Matej	 CZE.1985.30440		0:02:35.57	+0:00:16.47
71	184	WUENSCHER Anton Lauritz	 GER.1993.33245		0:02:35.60	+0:00:16.50
72	114	LICHTEN Maxime	 BEL.1996.36298		0:02:36.05	+0:00:16.95
73	131	FEJER Max Team Dorrong Enduro	 AUT.2000.21703		0:02:36.18	+0:00:17.08
74	101	DAUMAS Theo	 FRA.1996.21873		0:02:36.42	+0:00:17.32
75	120	PETER Stefan	 SUI.1992.23004		0:02:36.45	+0:00:17.35
76	94	WILSON Thomas Orange Factory Racing	 GBR.2000.22553		0:02:36.47	+0:00:17.37
77	143	VOTH Laurin	 GER.2000.25451		0:02:37.38	+0:00:18.28
78	138	LUPATO Alex	 ITA.1989.22851		0:02:37.77	+0:00:18.67
79	133	LANDMARK Ola Javold	 NOR.1999.25289		0:02:37.78	+0:00:18.68











Stage 1PRO Results

Pos	Plate	Name Team	Nat EWS number	Penalties	Time	Gap
MEN						
80	81	PESENTI Marcello	 ITA.1994.21853		0:02:37.90	+0:00:18.80
81	65	TORRALBA GARASA Juan Gabriel Orbea FOX Enduro Team	 ESP.1997.21633		0:02:37.95	+0:00:18.85
82	86	SELF Daniel Theory Global Enduro Team	 NZL.1998.21834		0:02:38.03	+0:00:18.93
83	23	LUKASIK Slawomir	 POL.1993.24876		0:02:38.05	+0:00:18.95
84	93	BERNET Jonas	 SUI.1994.33390		0:02:38.07	+0:00:18.97
85	85	RICHARDSON John	 USA.1999.22929		0:02:38.20	+0:00:19.10
86	6	GAUVIN Remi Rocky Mountain Race Face	 CAN.1992.21624		0:02:38.40	+0:00:19.30
87	102	ARNAUD Quentin Sunn French Connexion By Alpe D'Huez	 FRA.1994.22628		0:02:38.50	+0:00:19.40
88	137	DALPIAN Davide	 ITA.1997.21865		0:02:38.56	+0:00:19.46











Stage 1PRO Results

Pos	Plate	Name Team	Nat EWS number	Penalties	Time	Gap
MEN						
89	168	SNOW Harry	 GBR.1993.38162		0:02:38.70	+0:00:19.60
90	125	HUTCHENS Chris	 GBR.1989.22999		0:02:38.90	+0:00:19.80
91	119	MIHALKOVITS Peter	 AUT.1993.23608		0:02:39.05	+0:00:19.95
92	142	VOTH Janik	 GER.1997.25435		0:02:39.68	+0:00:20.58
93	127	OPPLIGER Timothee	 SUI.1992.21701		0:02:39.80	+0:00:20.70
94	147	MORRA Gwenael	 FRA.1990.24830		0:02:39.85	+0:00:20.75
95	134	WILLIAMS Robert	 GBR.1990.22515		0:02:39.90	+0:00:20.80
96	157	LARSSON Adam	 SWE.2000.30837		0:02:40.00	+0:00:20.90
97	122	DERKUM Christian	 GER.1991.23043		0:02:40.03	+0:00:20.93
98	121	RENZ Daniel	 GER.1996.26028		0:02:40.14	+0:00:21.04











Stage 1PRO Results

Pos	Plate	Name Team	Nat EWS number	Penalties	Time	Gap
MEN						
99	161	JENNI Luca	 SUI.1999.36806		0:02:40.47	+0:00:21.37
100	158	FAGERBERG Philip	 SWE.1996.25802		0:02:40.79	+0:00:21.69
101	188	MAIRHOFER Andreas	 ITA.1998.25438		0:02:41.50	+0:00:22.40
102	183	CLAUDI Julian	 GER.1999.33500		0:02:41.53	+0:00:22.43
103	109	RYAN Fergus	 GBR.1993.22458		0:02:41.67	+0:00:22.57
104	110	CARROLL Gavin	 IRL.1993.35848		0:02:41.93	+0:00:22.83
105	116	ROSSI Saben	 USA.1985.23371		0:02:41.95	+0:00:22.85
106	15	NEER Shawn Yeti / Fox Factory Team	 USA.1991.21712		0:02:42.02	+0:00:22.92
107	173	ORSENIGO Marco	 ITA.1997.37352		0:02:42.43	+0:00:23.33
108	165	ANITAN Mihai-Andrei	 ROU.1999.35857		0:02:42.48	+0:00:23.38











Stage 1PRO Results

Pos	Plate	Name Team	Nat EWS number	Penalties	Time	Gap
MEN						
109	104	JANSER Robin	 SUI.2000.25837		0:02:42.60	+0:00:23.50
110	112	DIEU Antonio	 FRA.1989.26701		0:02:42.65	+0:00:23.55
111	169	COUTURE Charles	 CAN.1999.29610		0:02:42.87	+0:00:23.77
112	140	LUPATO Denny	 ITA.1992.22852		0:02:42.93	+0:00:23.83
113	129	SCHWENK Robert	 GER.1994.23041		0:02:43.97	+0:00:24.87
114	115	GALLAGHER Christopher	 GBR.1993.23014		0:02:45.03	+0:00:25.93
115	144	HANEL Matthias	 GER.1996.23046		0:02:45.27	+0:00:26.17
116	150	MARCHESE Francesco Mad Wheels - Enduro Team	 ITA.2000.32885		0:02:45.53	+0:00:26.43
117	151	DODINO Giacomo	 ITA.1994.22466		0:02:45.67	+0:00:26.57
118	145	HASSFELD Joel	 GER.1998.33907		0:02:45.68	+0:00:26.58











Stage 1PRO Results

Pos	Plate	Name Team	Nat EWS number	Penalties	Time	Gap
MEN						
119	159	HAMMAR Tim	 SWE.1990.36752		0:02:45.99	+0:00:26.89
120	160	TUCKER Richard	 GBR.1991.36353		0:02:46.32	+0:00:27.22
121	177	COLANGE Vincent	 FRA.1990.21932		0:02:46.47	+0:00:27.37
122	136	BERTUSSI Florian	 FRA.1995.26303		0:02:46.52	+0:00:27.42
123	113	GROTTI Nicola Fastlight-Abetone	 ITA.2000.21925		0:02:46.65	+0:00:27.55
123	179	SCHNETTLER Christoph Felix	 GER.1992.33926		0:02:46.65	+0:00:27.55
125	132	DEMUYLDER Jonas	 BEL.1997.25196		0:02:46.85	+0:00:27.75
126	97	TOOKE Jacob	 CAN.1999.22078		0:02:46.87	+0:00:27.77
127	155	HORNQVIST Adrian	 SWE.1987.23208		0:02:46.90	+0:00:27.80
128	164	KOLAR Michael	 SVK.1992.30439		0:02:47.02	+0:00:27.92










Stage 1PRO Results

Pos	Plate	Name Team	Nat EWS number	Penalties	Time	Gap
MEN						
129	135	BISSON Zian	 FRA.2000.26059		0:02:47.75	+0:00:28.65
130	130	HOBON CARRASCO Pablo	 CHI.1992.33496		0:02:47.90	+0:00:28.80
131	117	SUKCHANYA Chinnapat	 THA.2000.39129		0:02:48.98	+0:00:29.88
132	154	BAILLIF Florent	 SUI.1998.32580		0:02:50.07	+0:00:30.97
133	174	FURLANI Gianluca	 ITA.1999.39383		0:02:51.47	+0:00:32.37
134	111	BURNS CONTRERAS Jeronimo	 CHI.2000.33352		0:02:51.99	+0:00:32.89
135	153	LETAK Petr	 CZE.1993.23009		0:02:52.17	+0:00:33.07
136	19	STUTTARD Mathew	 GBR.1993.21661		0:02:52.30	+0:00:33.20
137	186	VARBANOV Stoyan	 BUL.1993.33464		0:02:52.55	+0:00:33.45
138	187	SITTA Dominique	 ITA.1997.34836		0:02:52.57	+0:00:33.47











Stage 1PRO Results

Pos	Plate	Name Team	Nat EWS number	Penalties	Time	Gap
MEN						
139	148	GIACOBINI Francesco Mad Wheels - Enduro Team	 ITA.1998.22865		0:02:52.90	+0:00:33.80
140	149	GIACOBINI Stefano Mad Wheels - Enduro Team	 ITA.2000.22864		0:02:53.45	+0:00:34.35
141	181	CHRIST Jan	 GER.1998.25376		0:02:53.91	+0:00:34.81
142	182	SCHELBERT Aron	 SUI.2000.24501		0:02:56.85	+0:00:37.75
143	171	BELLINGER Corey	 USA.1988.32389		0:02:57.98	+0:00:38.88
144	146	GUERIN Cedric	 FRA.1992.23190		0:02:58.20	+0:00:39.10
145	126	HEIMEL Paul	 AUT.1987.24509		0:02:58.43	+0:00:39.33
146	123	BEAN Nicolas Theory Global Enduro Team	 USA.1999.22730		0:03:00.39	+0:00:41.29
147	78	RAIMONDI Matteo	 ITA.1995.22277		0:03:21.60	+0:01:02.50
148	185	PINGITZER Peter	 AUT.1988.30416		0:03:22.48	+0:01:03.38










Stage 1PRO Results

Pos	Plate	Name Team	Nat EWS number	Penalties	Time	Gap
MEN						
149	152	SZYMCZUK Lukasz	 POL.1995.23313		0:03:47.25	+0:01:28.15
150	1	HILL Samuel Chain Reaction Cycles	 AUS.1985.21775		0:04:08.42	+0:01:49.32
MEN Master 35+						
1	274	AMOUR Karim	 FRA.1975.21696		0:02:33.00	
2	277	FRUET Martino	 ITA.1977.22431		0:02:35.25	+0:00:02.25
3	278	HUGHES James	 GBR.1979.25577		0:02:37.60	+0:00:04.60
4	297	RIMONDO Matteo	 ITA.1984.25677		0:02:44.72	+0:00:11.72
5	284	ANDRE Simon	 FRA.1981.39387		0:02:45.25	+0:00:12.25
6	285	NEGRO Claudio	 SUI.1985.22754		0:02:45.31	+0:00:12.31
7	289	MOESLE Niklaus	 SUI.1985.22800		0:02:45.90	+0:00:12.90











Stage 1PRO Results

Pos	Plate	Name Team	Nat EWS number	Penalties	Time	Gap
MEN Master 35+						
8	296	REISER Christoph	 GER.1986.25635		0:02:47.45	+0:00:14.45
9	302	JOHNSEN Espen	 NOR.1980.22840		0:02:47.54	+0:00:14.54
10	275	CORRE Ludovic	 FRA.1983.21638		0:02:48.30	+0:00:15.30
11	299	ZILAK Frantisek	 CZE.1981.22627		0:02:48.92	+0:00:15.92
12	283	CARREZ Cedric Lapierre Zipp Collective	 FRA.1978.23588		0:02:49.41	+0:00:16.41
13	280	WEIDEMANN Mads	 DEN.1982.33629		0:02:49.98	+0:00:16.98
14	279	CIZINSKY Milan	 CZE.1974.22018		0:02:53.27	+0:00:20.27
15	293	BODEUX Xavier	 BEL.1976.21936		0:02:53.40	+0:00:20.40
16	281	WARD Joe	 IRL.1971.22541		0:02:59.53	+0:00:26.53
17	305	SASAKI Hiroshi	 JPN.1979.30239		0:03:01.00	+0:00:28.00











Stage 1PRO Results

Pos	Plate	Name Team	Nat EWS number	Penalties	Time	Gap
MEN Master 35+						
18	292	PAJMA Martin	 CZE.1977.22282		0:03:02.75	+0:00:29.75
19	288	KARB Ingo	 GER.1973.27505		0:03:07.53	+0:00:34.53
20	300	MICHALEK Viktor	 SVK.1980.35835		0:03:08.95	+0:00:35.95
21	282	DAUMAS Eric	 FRA.1968.22075		0:03:10.70	+0:00:37.70
22	303	CALAM Jeff	 GBR.1978.22741		0:03:13.97	+0:00:40.97
23	294	SALAMIN Raphael	 SUI.1972.33723		0:03:15.27	+0:00:42.27
24	304	HUGHES David	 IRL.1971.21814		0:03:23.60	+0:00:50.60
25	291	JONES Sion	 GBR.1976.23430		0:03:29.05	+0:00:56.05
MEN Under 21						
1	222	CAMOIN Francesco Specialized Racing	 FRA.2001.23545		0:02:25.11	











Stage 1PRO Results

Pos	Plate	Name Team	Nat EWS number	Penalties	Time	Gap
MEN Under 21						
2	228	STORR Alex	 GBR.2001.31009		0:02:26.43	+0:00:01.32
3	237	MENZIES Jack Forbidden Synthesis	 CAN.2001.22519		0:02:26.68	+0:00:01.57
4	236	HANCOCK Emmett	 CAN.2002.37051		0:02:29.20	+0:00:04.09
5	229	MILLE Thimote	 FRA.2001.31623		0:02:29.88	+0:00:04.77
6	230	BERTINI Lisandru Lapierre Zipp Collective	 FRA.2004.36198		0:02:30.30	+0:00:05.19
7	226	WARNET Manu	 NED.2001.26267		0:02:30.75	+0:00:05.64
8	256	SANCHEZ SALAZAR Camilo	 COL.2001.23288		0:02:31.78	+0:00:06.67
9	231	PIERCY Jack Commencal Enduro Team	 GBR.2004.36927		0:02:32.29	+0:00:07.18
10	224	STERCKX Nathan	 CAN.2001.22631		0:02:32.55	+0:00:07.44
11	223	ICARDO Alexis Theory Global Enduro Team	 FRA.2003.31902		0:02:32.68	+0:00:07.57











Stage 1PRO Results

Pos	Plate	Name Team	Nat EWS number	Penalties	Time	Gap
MEN Under 21						
12	267	HOGLUND Andreas	 SWE.2002.36347		0:02:32.95	+0:00:07.84
13	227	RYYNANEN Tarmo	 FIN.2002.31950		0:02:34.66	+0:00:09.55
14	251	BRACONI Francesco	 ITA.2003.36890		0:02:34.95	+0:00:09.84
15	244	RANDELL Jayden	 GBR.2003.27895		0:02:35.38	+0:00:10.27
16	246	LANDBO Mads	 DEN.2004.38802		0:02:36.68	+0:00:11.57
17	239	HELLY Johnathan	 CAN.2003.27147		0:02:36.92	+0:00:11.81
18	271	SCHLEICHER Valentin	 GER.2002.26946		0:02:37.82	+0:00:12.71
19	250	COSTA GRAELL Pau	 ESP.2001.25006		0:02:38.13	+0:00:13.02
20	235	EBDON Jake	 GBR.2001.32703		0:02:38.47	+0:00:13.36
21	257	PAREDES MORENO Jose	 CHI.2001.23001		0:02:39.00	+0:00:13.89










Stage 1PRO Results

Pos	Plate	Name Team	Nat EWS number	Penalties	Time	Gap
MEN Under 21						
22	263	SMRDEL Miha	 SLO.2004.38908		0:02:39.15	+0:00:14.04
23	240	CHAPIN Aiden Trek Factory Racing	 USA.2002.25700		0:02:39.17	+0:00:14.06
24	234	LANI Martino	 ITA.2001.22164		0:02:39.43	+0:00:14.32
25	249	SCHEELE William	 NOR.2003.33415		0:02:39.97	+0:00:14.86
26	238	BYRNE Harry	 IRL.2001.23573		0:02:40.27	+0:00:15.16
27	247	NOBLE Josh	 GBR.2001.25619		0:02:40.50	+0:00:15.39
28	252	FILIPPI Mirko	 ITA.2001.26043		0:02:41.05	+0:00:15.94
29	254	EVARD Jacques	 BEL.2002.32836		0:02:41.27	+0:00:16.16
30	255	FREDERICKSEN GARCIA Tomas	 CHI.2001.25553		0:02:41.74	+0:00:16.63
31	248	ENNIS Ross	 IRL.2001.25954		0:02:41.87	+0:00:16.76











Stage 1PRO Results

Pos	Plate	Name Team	Nat EWS number	Penalties	Time	Gap
MEN Under 21						
32	225	ARNAUD Nans	 FRA.2004.35462		0:02:42.65	+0:00:17.54
33	272	PURTOLA Joonas	 FIN.2004.39349		0:02:42.74	+0:00:17.63
34	253	HEINE Geraud	 BEL.2004.25833		0:02:42.92	+0:00:17.81
35	269	JONSON Noa	 SWE.2003.37674		0:02:43.45	+0:00:18.34
36	241	VERNHET Axel	 FRA.2002.34183		0:02:45.10	+0:00:19.99
37	242	PELISSERO Simone	 ITA.2001.21940		0:02:45.67	+0:00:20.56
38	266	HAZEN William	 USA.2002.26823		0:02:46.85	+0:00:21.74
39	243	DEBOIS Jonas	 BEL.2001.24645		0:02:46.97	+0:00:21.86
40	245	LANDBO Hans	 DEN.2002.38800		0:02:47.73	+0:00:22.62
41	260	FOLCO Lorenzo	 ITA.2001.21940		0:02:49.54	+0:00:24.43











Stage 1PRO Results

Pos	Plate	Name Team	Nat EWS number	Penalties	Time	Gap
MEN Under 21						
42	262	GOWEIL Jonas Cube Action Team	 AUT.2002.36734		0:02:50.63	+0:00:25.52
43	265	FIEDLER Zdenek	 CZE.2002.27427		0:02:50.74	+0:00:25.63
44	273	OLM BURNAT Pau	 ESP.2004.36762		0:02:51.33	+0:00:26.22
45	233	HOFMANN Noah Kona Factory Team	 AUT.2003.36750		0:02:54.50	+0:00:29.39
46	232	HARRIS Bradley	 NZL.2001.27637		0:02:54.70	+0:00:29.59
47	261	PLANDO Andrea	 ITA.2004.37531		0:02:57.02	+0:00:31.91
48	259	FANTINO Andrea Mad Wheels - Enduro Team	 ITA.2001.25554		0:03:00.40	+0:00:35.29
49	270	ALBER Lennard	 GER.2002.35750		0:10:47.53	+0:08:22.42
50	268	JOHNSSON Oile	 SWE.2004.39449		0:15:47.53	+0:13:22.42











Stage 1PRO Results

Pos	Plate	Name Team	Nat EWS number	Penalties	Time	Gap
WOMEN						
1	1	COURDURIER Isabeau Lapierre Zipp Collective	 FRA.1994.21731		0:02:46.18	
2	44	PUGIN Melanie	 FRA.1990.21693		0:02:48.95	+0:00:02.77
3	9	MILLER Miranda Kona Factory Team	 CAN.1990.21687		0:02:49.68	+0:00:03.50
4	46	CHARLES Estelle Rossignol Factory Team	 FRA.1997.22205		0:02:50.98	+0:00:04.80
5	10	BARAONA Rebecca Ibis Enduro Team	 GBR.1993.21715		0:02:51.34	+0:00:05.16
6	59	KINTNER Jill	 USA.1981.22648		0:02:51.95	+0:00:05.77
7	4	CHARRE Morgane Pivot Factory Racing	 FRA.1990.21958		0:02:52.75	+0:00:06.57
8	49	RICHTER Raphaela Juliana Free Agents	 GER.1997.25746		0:02:53.90	+0:00:07.72
9	2	KOREM Noga GT Factory Racing	 ISR.1991.21660		0:02:54.25	+0:00:08.07
10	196	ELLECOSTA Nadine Fastlight-Abetone	 ITA.1999.25437		0:02:56.10	+0:00:09.92










Stage 1PRO Results

Pos	Plate	Name Team	Nat EWS number	Penalties	Time	Gap
WOMEN						
11	47	CONOLLY Ella	 GBR.1998.21859		0:02:56.42	+0:00:10.24
12	8	MORRISON Rae Liv Racing	 NZL.1989.21630		0:02:58.32	+0:00:12.14
13	6	GEHRIG Anita Norco Factory Team	 SUI.1987.21718		0:02:59.82	+0:00:13.64
14	52	GEHRIG Carolin Norco Factory Team	 SUI.1987.21665		0:03:00.75	+0:00:14.57
15	7	COOK Becky	 GBR.1986.21664		0:03:01.16	+0:00:14.98
16	57	NABER Tanja Juliana Free Agents	 GER.1987.22367		0:03:02.06	+0:00:15.88
17	203	PRUDKOVA Barbora	 CZE.1996.38768		0:03:05.05	+0:00:18.87
18	53	DUVERT Julie Theory Global Enduro Team	 FRA.1996.21719		0:03:05.80	+0:00:19.62
19	58	PAULIN Louise Margareta Ibis Enduro Team	 SWE.1978.21619		0:03:07.53	+0:00:21.35
20	3	LANTHIER NADEAU Andreane Rocky Mountain Race Face	 CAN.1993.21609		0:03:08.45	+0:00:22.27










Stage 1PRO Results

Pos	Plate	Name Team	Nat EWS number	Penalties	Time	Gap
WOMEN						
21	48	WINTON Katy	 GBR.1993.21730		0:03:08.55	+0:00:22.37
22	45	HARDEN Harriet Trek Factory Racing	 GBR.2001.22819		0:03:11.52	+0:00:25.34
23	206	SCHICK Lucy	 CAN.2000.23447		0:03:11.80	+0:00:25.62
24	55	BRUCHLE Veronika Cube Action Team	 GER.1995.22726		0:03:13.38	+0:00:27.20
25	191	JOLIDON Sidonie	 SUI.1987.31073		0:03:15.53	+0:00:29.35
26	199	HOVORKA Anja	 SUI.1989.37532		0:03:15.80	+0:00:29.62
27	54	NAUGHTON Isabella Liv Racing	 USA.2000.24733		0:03:15.87	+0:00:29.69
28	194	RUTZ Lea Salome	 SUI.1995.33389		0:03:18.47	+0:00:32.29
29	201	LINN Kera	 USA.1992.38779		0:03:22.65	+0:00:36.47
30	193	GILL Martha	 GBR.1997.22469		0:03:23.37	+0:00:37.19



Stage 1PRO Results

Pos	Plate	Name Team	Nat EWS number	Penalties	Time	Gap
WOMEN						
31	207	LITTORIN SANDBU Anna	 NOR.2000.31919		0:03:25.62	+0:00:39.44
32	200	SAVELLI Irene	 ITA.1992.22163		0:03:26.97	+0:00:40.79
33	204	PROULX Marilyne	 CAN.1988.31794		0:03:28.08	+0:00:41.90
34	197	BJORKMAN Josefine	 SWE.1994.22313		0:03:32.65	+0:00:46.47
35	198	JOHNSEN Jonna	 DEN.1992.27207		0:03:32.78	+0:00:46.60
36	195	DEGN Malene	 DEN.1996.39955		0:03:42.52	+0:00:56.34
WOMEN Master 35+						
1	216	PICTON Leonie Liv Racing	 AUS.1986.22420		0:03:14.41	
2	217	NESTLEROVA Fejola Stepanka	 CZE.1985.21761		0:03:18.70	+0:00:04.29
3	221	VACKER Suvi	 FIN.1983.23011		0:03:21.29	+0:00:06.88

Stage 1PRO Results

Pos	Plate	Name Team	Nat EWS number	Penalties	Time	Gap
WOMEN Master 35+						
4	219	MICHEL Daniela	 SUI.1981.21559		0:03:27.57	+0:00:13.16
5	220	HUENI Alexa	 GER.1983.25329		0:03:38.45	+0:00:24.04
6	218	THOMSEN Sandra Bohn	 DEN.1983.33584		0:03:50.55	+0:00:36.14
WOMEN Under 21						
1	209	HENDERSON Polly	 GBR.2001.22368		0:02:57.45	
2	212	TORMENA Gaia	 ITA.2002.38737		0:03:02.19	+0:00:04.74
3	208	RIVA Sophie	 ITA.2003.33949		0:03:10.24	+0:00:12.79
4	214	WIGGBERG Alma	 SWE.2003.39421		0:03:19.53	+0:00:22.08
5	211	WEBER Helen	 GER.2002.36775		0:03:24.02	+0:00:26.57
6	213	DAVIDSSON Elina	 SWE.2001.38290		0:03:39.22	+0:00:41.77

Stage 1PRO Results

Pos	Plate	Name Team	Nat EWS number	Penalties	Time	Gap
WOMEN Under 21						
7	215	GARCES RESTREPO Valentina	 COL.2002.39273		0:03:54.79	+0:00:57.34
DNF	210	GALLO FUENTES Paz	 CHI.2002.30413			

Statistics

Entries / Nations	Finished	DNF	DSQ	DNS	Weather	Temperature	Distance	Elevation
275 / 30	274	1	0	0	Humid and Mostly Cloudy	25 °C		

DNF: did not finish · DNS: did not start · DSQ: disqualified