































Stage 2 Results

Pos	Plate	Name Team	Nat EWS number	Sector 1	Pos	Sector 2	Pos	Penalties	Time	Gap
MEN										
1	21	MOIR Jack Canyon Collective	 AUS.1994.33430	0:02:54.47	1	0:02:20.00	1		0:05:14.47	
2	31	MAES Martin GT Factory Racing	 BEL.1997.21636	0:02:55.50	2	0:02:20.25	3		0:05:15.75	+0:00:01.28
3	11	MELAMED Jesse Rocky Mountain Race Face	 CAN.1992.21596	0:02:56.02	4	0:02:20.12	2		0:05:16.14	+0:00:01.67
4	43	VERNER Rhys Forbidden Synthesis	 CAN.1997.22407	0:02:56.23	5	0:02:21.33	6		0:05:17.56	+0:00:03.09
5	23	LUKASIK Slawomir	 POL.1993.24876	0:02:57.62	10	0:02:21.08	4		0:05:18.70	+0:00:04.23
6	7	RUDE JR Richard Yeti / Fox Factory Team	 USA.1995.21739	0:02:57.64	11	0:02:21.15	5		0:05:18.79	+0:00:04.32
7	24	DENIAUD Youn Giant Factory Off-Road	 FRA.1996.22994	0:02:56.88	7	0:02:22.03	7		0:05:18.91	+0:00:04.44
8	10	JOHANSEN Zakarias Ibis Enduro Team	 SWE.1992.21863	0:02:56.77	6	0:02:22.35	8		0:05:19.12	+0:00:04.65
9	27	WOOLLEY Kasper Yeti / OneUp PRO Team	 CAN.1999.21348	0:02:57.20	9	0:02:22.65	9		0:05:19.85	+0:00:05.38
10	3	MIQUEL Kevin Specialized Racing	 FRA.1991.21704	0:02:55.70	3	0:02:24.65	15		0:05:20.35	+0:00:05.88










Stage 2 Results

Pos	Plate	Name Team	Nat EWS number	Sector 1	Pos	Sector 2	Pos	Penalties	Time	Gap
MEN										
11	4	TORDO Dimitri Canyon Collective	 FRA.1993.21764	0:02:58.27	15	0:02:24.30	14		0:05:22.57	+0:00:08.10
12	64	CARBALLO GONZALEZ Edgar Orbea FOX Enduro Team	 ESP.1988.30531	0:02:57.87	12	0:02:25.28	22		0:05:23.15	+0:00:08.68
13	22	BORGES Jose Canyon Collective	 POR.1990.21669	0:02:59.02	16	0:02:24.27	13		0:05:23.29	+0:00:08.82
14	38	TEXTOR Christian Team BULLS	 GER.1990.22845	0:02:58.22	14	0:02:25.20	20		0:05:23.42	+0:00:08.95
15	30	VENDEMMIA Mirco Fastlight-Abetone	 ITA.1998.21871	0:02:58.17	13	0:02:25.58	23		0:05:23.75	+0:00:09.28
16	40	VEZINA Mckay Giant Factory Off-Road	 CAN.1995.21632	0:02:56.88	7	0:02:27.95	41		0:05:24.83	+0:00:10.36
17	62	ROPELATO Mitch	 USA.1992.22734	0:03:00.65	18	0:02:24.77	17		0:05:25.42	+0:00:10.95
18	5	DAILLY Adrien Lapierre Zipp Collective	 FRA.1996.21677	0:03:02.16	23	0:02:23.72	10		0:05:25.88	+0:00:11.41
19	13	WALLNER Robin Ibis Enduro Team	 SWE.1988.21594	0:03:02.12	22	0:02:23.98	11		0:05:26.10	+0:00:11.63
20	14	LUCAS Cole Ibis Enduro Team	 NZL.1998.23013	0:03:01.27	20	0:02:26.03	24		0:05:27.30	+0:00:12.83

Stage 2 Results

Pos	Plate	Name Team	Nat EWS number	Sector 1	Pos	Sector 2	Pos	Penalties	Time	Gap
MEN										
21	60	FEARON Connor Kona Factory Team	 AUS.1994.24834	0:03:01.92	21	0:02:26.08	27		0:05:28.00	+0:00:13.53
22	28	OTON Damien Orbea FOX Enduro Team	 FRA.1987.21728	0:03:04.37	34	0:02:24.02	12		0:05:28.39	+0:00:13.92
23	77	FRANCARDO Tommaso	 ITA.1997.22813	0:03:00.10	17	0:02:28.62	46		0:05:28.72	+0:00:14.25
24	35	MENJOU Irene	 FRA.1995.22122	0:03:03.65	30	0:02:25.15	19		0:05:28.80	+0:00:14.33
25	41	SECONDI Nathan Fulgur Factory Team	 FRA.1999.22133	0:03:02.37	25	0:02:27.18	33		0:05:29.55	+0:00:15.08
26	32	GALY Theo Sunn French Connexion By Alpe D'Huez	 FRA.1990.21691	0:03:02.88	27	0:02:26.70	30		0:05:29.58	+0:00:15.11
27	2	NICOLAI Florian Trek Factory Racing	 FRA.1993.21749	0:03:04.64	36	0:02:24.95	18		0:05:29.59	+0:00:15.12
28	105	CHARVAT Matej	 CZE.1985.30440	0:03:02.31	24	0:02:27.34	34		0:05:29.65	+0:00:15.18
29	6	GAUVIN Remi Rocky Mountain Race Face	 CAN.1992.21624	0:03:04.23	32	0:02:26.04	25		0:05:30.27	+0:00:15.80
29	37	CALLAGHAN Gregory Devinci Global Racing	 IRL.1991.21827	0:03:02.92	28	0:02:27.35	35		0:05:30.27	+0:00:15.80










Stage 2 Results

Pos	Plate	Name Team	Nat EWS number	Sector 1	Pos	Sector 2	Pos	Penalties	Time	Gap
MEN										
31	34	CHARLES Clement Rossignol Factory Team	 FRA.1994.22206	0:03:04.25	33	0:02:26.05	26		0:05:30.30	+0:00:15.83
32	26	HEAP Elliott Chain Reaction Cycles	 GBR.1998.21783	0:03:02.80	26	0:02:27.55	38		0:05:30.35	+0:00:15.88
33	33	PIGEON Hugo Scott SR Suntour Enduro Team	 FRA.1996.23507	0:03:03.57	29	0:02:27.87	40		0:05:31.44	+0:00:16.97
34	42	LARBEOU Guillaume Sunn French Connexion By Alpe D'Huez	 FRA.1994.25575	0:03:04.89	38	0:02:26.70	30		0:05:31.59	+0:00:17.12
35	72	FRANCK Gilles	 BEL.2000.22291	0:03:04.69	37	0:02:27.00	32		0:05:31.69	+0:00:17.22
36	8	WALKER Matthew Pivot Factory Racing	 NZL.1990.21846	0:03:07.20	57	0:02:24.73	16		0:05:31.93	+0:00:17.46
37	29	MURRAY Charles Specialized Racing	 NZL.1996.22752	0:03:05.28	41	0:02:27.35	35		0:05:32.63	+0:00:18.16
38	69	KANGAS Oliwer	 SWE.1992.33903	0:03:05.05	40	0:02:27.95	41		0:05:33.00	+0:00:18.53
39	61	PERSAK Vid Orbea FOX Enduro Team	 SLO.1996.22810	0:03:05.01	39	0:02:28.12	45		0:05:33.13	+0:00:18.66











Stage 2 Results

Pos	Plate	Name Team	Nat EWS number	Sector 1	Pos	Sector 2	Pos	Penalties	Time	Gap
MEN										
39	189	GRILLANDA Fabio		0:03:01.15	19	0:02:31.98	71		0:05:33.13	+0:00:18.66
41	71	CURE Alexandre	 FRA.1993.21675	0:03:05.55	44	0:02:27.62	39		0:05:33.17	+0:00:18.70
42	63	LUTHI Patrick	 SUI.1992.22607	0:03:06.23	49	0:02:27.42	37		0:05:33.65	+0:00:19.18
42	81	PESENTI Marcello	 ITA.1994.21853	0:03:04.17	31	0:02:29.48	51		0:05:33.65	+0:00:19.18
44	25	VIDAL Antoine Commencal Enduro Team	 FRA.2001.25035	0:03:08.73	66	0:02:25.27	21		0:05:34.00	+0:00:19.53
45	107	BLAHA Vojtech	 CZE.1999.22684	0:03:05.46	43	0:02:29.07	47		0:05:34.53	+0:00:20.06
46	85	RICHARDSON John	 USA.1999.22929	0:03:08.00	62	0:02:26.66	29		0:05:34.66	+0:00:20.19
47	66	NATION Joseph Pole Enduro Race Team	 NZL.1989.21670	0:03:07.22	58	0:02:27.98	43		0:05:35.20	+0:00:20.73
48	86	SELF Daniel Theory Global Enduro Team	 NZL.1998.21834	0:03:07.27	59	0:02:28.05	44		0:05:35.32	+0:00:20.85
49	78	RAIMONDI Matteo	 ITA.1995.22277	0:03:05.72	45	0:02:29.68	52		0:05:35.40	+0:00:20.93











Stage 2 Results

Pos	Plate	Name Team	Nat EWS number	Sector 1	Pos	Sector 2	Pos	Penalties	Time	Gap
MEN										
50	96	WALL Evan Orbea FOX Enduro Team	 CAN.1999.23531	0:03:04.62	35	0:02:30.85	60		0:05:35.47	+0:00:21.00
51	65	TORRALBA GARASA Juan Gabriel Orbea FOX Enduro Team	 ESP.1997.21633	0:03:06.70	51	0:02:29.12	48		0:05:35.82	+0:00:21.35
52	163	BERTA Matteo ITA.1995.21891	 ITA.1995.21891	0:03:06.77	52	0:02:29.20	50		0:05:35.97	+0:00:21.50
53	95	KRASNY Carter CAN.1999.22027	 CAN.1999.22027	0:03:06.00	46	0:02:30.16	56		0:05:36.16	+0:00:21.69
54	15	NEER Shawn Yeti / Fox Factory Team	 USA.1991.21712	0:03:07.10	55	0:02:29.13	49		0:05:36.23	+0:00:21.76
55	83	AGURTO GALLEGUILLOS Felipe Ignacio CHI.2000.22474	 CHI.2000.22474	0:03:06.19	48	0:02:30.05	55		0:05:36.24	+0:00:21.77
56	68	GARAY TAMAYO Iago Santa Cruz	 ESP.1991.21707	0:03:05.38	42	0:02:31.07	63		0:05:36.45	+0:00:21.98
57	70	GAILLOT Baptiste FRA.1991.21771	 FRA.1991.21771	0:03:07.10	55	0:02:29.83	54		0:05:36.93	+0:00:22.46
58	1	HILL Samuel Chain Reaction Cycles	 AUS.1985.21775	0:03:07.28	60	0:02:29.80	53		0:05:37.08	+0:00:22.61











Stage 2 Results

Pos	Plate	Name Team	Nat EWS number	Sector 1	Pos	Sector 2	Pos	Penalties	Time	Gap
MEN										
59	74	WRIGHT Keegan Devinci Global Racing	 NZL.1996.21734	0:03:06.90	53	0:02:30.75	59		0:05:37.65	+0:00:23.18
60	82	DRACH Torben	 GER.1998.22419	0:03:06.12	47	0:02:31.66	67		0:05:37.78	+0:00:23.31
61	75	BAUD Elliott	 FRA.1998.22053	0:03:07.00	54	0:02:30.95	62		0:05:37.95	+0:00:23.48
62	106	KNAPEC Martin	 SVK.1994.26017	0:03:07.58	61	0:02:30.90	61		0:05:38.48	+0:00:24.01
63	73	GRANT Kelan Chain Reaction Cycles	 IRL.1993.21773	0:03:08.15	64	0:02:30.35	58		0:05:38.50	+0:00:24.03
64	87	CONNELL Joseph Orange Factory Racing	 GBR.1994.21745	0:03:06.47	50	0:02:32.40	72		0:05:38.87	+0:00:24.40
65	104	JANSER Robin	 SUI.2000.25837	0:03:12.58	79	0:02:26.50	28		0:05:39.08	+0:00:24.61
66	115	GALLAGHER Christopher	 GBR.1993.23014	0:03:08.08	63	0:02:31.55	66		0:05:39.63	+0:00:25.16
67	79	SERVANT Camille	 FRA.1994.22691	0:03:09.05	67	0:02:31.83	70		0:05:40.88	+0:00:26.41
68	91	MOROTTI Hugo	 FRA.2000.24522	0:03:09.70	70	0:02:31.51	65		0:05:41.21	+0:00:26.74

Stage 2 Results

Pos	Plate	Name Team	Nat EWS number	Sector 1	Pos	Sector 2	Pos	Penalties	Time	Gap
MEN										
69	176	HANOUX Simon	 FRA.1992.37311	0:03:09.22	69	0:02:32.56	74		0:05:41.78	+0:00:27.31
70	84	MYSIK Milan	 CZE.1993.22051	0:03:12.52	77	0:02:30.32	57		0:05:42.84	+0:00:28.37
71	142	VOTH Janik	 GER.1997.25435	0:03:11.52	73	0:02:31.71	68		0:05:43.23	+0:00:28.76
72	100	TEJCHMAN Premek	 CZE.1988.22389	0:03:11.02	72	0:02:32.43	73		0:05:43.45	+0:00:28.98
73	152	SZYMCZUK Lukasz	 POL.1995.23313	0:03:08.43	65	0:02:36.13	93		0:05:44.56	+0:00:30.09
74	113	GROTTI Nicola Fastlight-Abetone	 ITA.2000.21925	0:03:11.94	74	0:02:32.70	76		0:05:44.64	+0:00:30.17
75	67	BLAIR Lachlan Orange Factory Racing	 GBR.1995.21426	0:03:09.20	68	0:02:35.83	92		0:05:45.03	+0:00:30.56
76	135	BISSON Zian	 FRA.2000.26059	0:03:12.15	75	0:02:33.68	77		0:05:45.83	+0:00:31.36
77	122	DERKUM Christian	 GER.1991.23043	0:03:13.15	82	0:02:33.97	78		0:05:47.12	+0:00:32.65
78	88	PFEIL Max	 GER.1998.27442	0:03:12.25	76	0:02:34.92	85		0:05:47.17	+0:00:32.70











Stage 2 Results

Pos	Plate	Name Team	Nat EWS number	Sector 1	Pos	Sector 2	Pos	Penalties	Time	Gap
MEN										
79	97	TOOKE Jacob	 CAN.1999.22078	0:03:14.80	87	0:02:32.63	75		0:05:47.43	+0:00:32.96
80	102	ARNAUD Quentin Sunn French Connexion By Alpe D'Huez	 FRA.1994.22628	0:03:12.52	77	0:02:34.93	86		0:05:47.45	+0:00:32.98
81	151	DODINO Giacomo	 ITA.1994.22466	0:03:12.83	80	0:02:35.08	87		0:05:47.91	+0:00:33.44
82	137	DALPIAN Davide	 ITA.1997.21865	0:03:13.47	83	0:02:34.63	82		0:05:48.10	+0:00:33.63
83	134	WILLIAMS Robert	 GBR.1990.22515	0:03:13.08	81	0:02:37.44	106		0:05:50.52	+0:00:36.05
84	103	LORENZ Mehdi	 SUI.1993.27619	0:03:15.75	91	0:02:34.91	84		0:05:50.66	+0:00:36.19
85	124	OMDAL Oskar	 NOR.2000.32277	0:03:16.33	94	0:02:34.38	81		0:05:50.71	+0:00:36.24
86	143	VOTH Laurin	 GER.2000.25451	0:03:14.72	86	0:02:36.33	94		0:05:51.05	+0:00:36.58
87	138	LUPATO Alex	 ITA.1989.22851	0:03:20.17	118	0:02:31.08	64		0:05:51.25	+0:00:36.78
88	157	LARSSON Adam	 SWE.2000.30837	0:03:14.00	84	0:02:37.58	107		0:05:51.58	+0:00:37.11











Stage 2 Results

Pos	Plate	Name Team	Nat EWS number	Sector 1	Pos	Sector 2	Pos	Penalties	Time	Gap
MEN										
89	90	HEBERT Ambroise	 FRA.1993.21934	0:03:16.85	97	0:02:34.82	83		0:05:51.67	+0:00:37.20
90	119	MIHALKOVITS Peter	 AUT.1993.23608	0:03:14.55	85	0:02:37.40	104		0:05:51.95	+0:00:37.48
91	127	OPPLIGER Timothee	 SUI.1992.21701	0:03:20.35	121	0:02:31.74	69		0:05:52.09	+0:00:37.62
92	140	LUPATO Denny	 ITA.1992.22852	0:03:16.90	99	0:02:35.30	88		0:05:52.20	+0:00:37.73
93	109	RYAN Fergus	 GBR.1993.22458	0:03:16.78	96	0:02:35.45	90		0:05:52.23	+0:00:37.76
94	101	DAUMAS Theo	 FRA.1996.21873	0:03:15.82	92	0:02:36.81	99		0:05:52.63	+0:00:38.16
95	145	HASSFELD Joel	 GER.1998.33907	0:03:15.17	89	0:02:38.05	113		0:05:53.22	+0:00:38.75
96	175	MONTAGNI Mirco	 ITA.1993.27437	0:03:16.87	98	0:02:36.49	95		0:05:53.36	+0:00:38.89
97	110	CARROLL Gavin	 IRL.1993.35848	0:03:16.31	93	0:02:37.19	102		0:05:53.50	+0:00:39.03
98	120	PETER Stefan	 SUI.1992.23004	0:03:19.33	114	0:02:34.32	79		0:05:53.65	+0:00:39.18











Stage 2 Results

Pos	Plate	Name Team	Nat EWS number	Sector 1	Pos	Sector 2	Pos	Penalties	Time	Gap
MEN										
99	133	LANDMARK Ola Javold	 NOR.1999.25289	0:03:15.61	90	0:02:38.09	114		0:05:53.70	+0:00:39.23
100	118	MUELLER Igor WeRide Racing Team	 SUI.1996.22665	0:03:17.55	102	0:02:36.50	96		0:05:54.05	+0:00:39.58
101	121	RENZ Daniel	 GER.1996.26028	0:03:18.75	112	0:02:35.35	89		0:05:54.10	+0:00:39.63
102	153	LETAK Petr	 CZE.1993.23009	0:03:16.43	95	0:02:37.80	111		0:05:54.23	+0:00:39.76
102	158	FAGERBERG Philip	 SWE.1996.25802	0:03:19.90	117	0:02:34.33	80		0:05:54.23	+0:00:39.76
104	92	ESCUDIER Thomas	 FRA.1991.21945	0:03:17.85	104	0:02:36.61	98		0:05:54.46	+0:00:39.99
105	184	WUENSCHER Anton Lauritz	 GER.1993.33245	0:03:17.32	100	0:02:37.17	101		0:05:54.49	+0:00:40.02
106	169	COUTURE Charles	 CAN.1999.29610	0:03:18.30	108	0:02:36.57	97		0:05:54.87	+0:00:40.40
107	131	FEJER Max Team Dorrong Enduro	 AUT.2000.21703	0:03:17.93	106	0:02:37.00	100		0:05:54.93	+0:00:40.46
108	93	BERNET Jonas	 SUI.1994.33390	0:03:15.00	88	0:02:40.03	122		0:05:55.03	+0:00:40.56











Stage 2 Results

Pos	Plate	Name Team	Nat EWS number	Sector 1	Pos	Sector 2	Pos	Penalties	Time	Gap
MEN										
109	173	ORSENIGO Marco	 ITA.1997.37352	0:03:19.37	115	0:02:35.82	91		0:05:55.19	+0:00:40.72
110	125	HUTCHENS Chris	 GBR.1989.22999	0:03:18.08	107	0:02:37.71	109		0:05:55.79	+0:00:41.32
111	94	WILSON Thomas Orange Factory Racing	 GBR.2000.22553	0:03:18.45	109	0:02:37.63	108		0:05:56.08	+0:00:41.61
112	123	BEAN Nicolas Theory Global Enduro Team	 USA.1999.22730	0:03:18.55	111	0:02:38.03	112		0:05:56.58	+0:00:42.11
113	168	SNOW Harry	 GBR.1993.38162	0:03:19.85	116	0:02:37.23	103		0:05:57.08	+0:00:42.61
114	80	CASADEI Nicola	 ITA.1989.21878	0:03:10.95	71	0:02:46.71	146		0:05:57.66	+0:00:43.19
115	160	TUCKER Richard	 GBR.1991.36353	0:03:20.57	123	0:02:37.40	104		0:05:57.97	+0:00:43.50
116	111	BURNS CONTRERAS Jeronimo	 CHI.2000.33352	0:03:17.88	105	0:02:40.22	124		0:05:58.10	+0:00:43.63
117	165	ANITAN Mihai-Andrei	 ROU.1999.35857	0:03:18.46	110	0:02:40.19	123		0:05:58.65	+0:00:44.18
118	114	LICHTEN Maxime	 BEL.1996.36298	0:03:17.59	103	0:02:41.93	133		0:05:59.52	+0:00:45.05

Stage 2 Results

Pos	Plate	Name Team	Nat EWS number	Sector 1	Pos	Sector 2	Pos	Penalties	Time	Gap
MEN										
119	161	JENNI Luca	 SUI.1999.36806	0:03:19.06	113	0:02:40.77	126		0:05:59.83	+0:00:45.36
120	117	SUKCHANYA Chinnapat	 THA.2000.39129	0:03:20.27	120	0:02:39.70	119		0:05:59.97	+0:00:45.50
121	129	SCHWENK Robert	 GER.1994.23041	0:03:20.50	122	0:02:39.72	120		0:06:00.22	+0:00:45.75
122	174	FURLANI Gianluca	 ITA.1999.39383	0:03:21.87	125	0:02:38.60	117		0:06:00.47	+0:00:46.00
123	144	HANEL Matthias	 GER.1996.23046	0:03:20.19	119	0:02:40.33	125		0:06:00.52	+0:00:46.05
124	188	MAIRHOFER Andreas	 ITA.1998.25438	0:03:21.00	124	0:02:39.78	121		0:06:00.78	+0:00:46.31
125	187	SITTA Dominique	 ITA.1997.34836	0:03:23.27	133	0:02:38.20	115		0:06:01.47	+0:00:47.00
126	112	DIEU Antonio	 FRA.1989.26701	0:03:24.45	135	0:02:37.75	110		0:06:02.20	+0:00:47.73
127	130	HOBON CARRASCO Pablo	 CHI.1992.33496	0:03:22.00	126	0:02:40.91	127		0:06:02.91	+0:00:48.44
128	155	HORNQVIST Adrian	 SWE.1987.23208	0:03:24.87	136	0:02:38.21	116		0:06:03.08	+0:00:48.61











Stage 2 Results

Pos	Plate	Name Team	Nat EWS number	Sector 1	Pos	Sector 2	Pos	Penalties	Time	Gap
MEN										
129	149	GIACOBINI Stefano Mad Wheels - Enduro Team	 ITA.2000.22864	0:03:22.00	126	0:02:41.33	129		0:06:03.33	+0:00:48.86
130	164	KOLAR Michael	 SVK.1992.30439	0:03:22.11	128	0:02:41.27	128		0:06:03.38	+0:00:48.91
131	186	VARBANOV Stoyan	 BUL.1993.33464	0:03:22.38	131	0:02:41.38	130		0:06:03.76	+0:00:49.29
132	159	HAMMAR Tim	 SWE.1990.36752	0:03:22.24	129	0:02:41.90	132		0:06:04.14	+0:00:49.67
133	136	BERTUSSI Florian	 FRA.1995.26303	0:03:22.42	132	0:02:42.68	135		0:06:05.10	+0:00:50.63
134	148	GIACOBINI Francesco Mad Wheels - Enduro Team	 ITA.1998.22865	0:03:22.33	130	0:02:43.50	138		0:06:05.83	+0:00:51.36
135	182	SCHELBERT Aron	 SUI.2000.24501	0:03:24.90	137	0:02:43.15	136		0:06:08.05	+0:00:53.58
136	132	DEMUYLDER Jonas	 BEL.1997.25196	0:03:26.73	143	0:02:41.48	131		0:06:08.21	+0:00:53.74
137	179	SCHNETTLER Christoph Felix	 GER.1992.33926	0:03:23.59	134	0:02:44.73	141		0:06:08.32	+0:00:53.85
138	147	MORRA Gwenael	 FRA.1990.24830	0:03:26.23	142	0:02:42.22	134		0:06:08.45	+0:00:53.98

Stage 2 Results

Pos	Plate	Name Team	Nat EWS number	Sector 1	Pos	Sector 2	Pos	Penalties	Time	Gap
MEN										
139	154	BAILLIF Florent	 SUI.1998.32580	0:03:25.45	140	0:02:43.17	137		0:06:08.62	+0:00:54.15
140	183	CLAUDI Julian	 GER.1999.33500	0:03:25.18	138	0:02:43.65	139		0:06:08.83	+0:00:54.36
141	185	PINGITZER Peter	 AUT.1988.30416	0:03:25.20	139	0:02:44.73	141		0:06:09.93	+0:00:55.46
142	171	BELLINGER Corey	 USA.1988.32389	0:03:17.35	101	0:02:52.60	147		0:06:09.95	+0:00:55.48
143	116	ROSSI Saben	 USA.1985.23371	0:03:32.38	147	0:02:39.27	118		0:06:11.65	+0:00:57.18
144	177	COLANGE Vincent	 FRA.1990.21932	0:03:25.75	141	0:02:46.16	144		0:06:11.91	+0:00:57.44
145	181	CHRIST Jan	 GER.1998.25376	0:03:27.25	144	0:02:46.63	145		0:06:13.88	+0:00:59.41
146	150	MARCHESE Francesco Mad Wheels - Enduro Team	 ITA.2000.32885	0:03:30.66	146	0:02:44.38	140		0:06:15.04	+0:01:00.57
147	126	HEIMEL Paul	 AUT.1987.24509	0:03:29.09	145	0:02:46.15	143		0:06:15.24	+0:01:00.77
148	146	GUERIN Cedric	 FRA.1992.23190	0:03:35.90	148	0:03:06.47	148		0:06:42.37	+0:01:27.90










Stage 2 Results

Pos	Plate	Name Team	Nat EWS number	Sector 1	Pos	Sector 2	Pos	Penalties	Time	Gap
MEN Master 35+										
1	302	JOHNSEN Espen	 NOR.1980.22840	0:03:21.10	2	0:02:37.15	2		0:05:58.25	
2	277	FRUET Martino	 ITA.1977.22431	0:03:22.80	3	<u>0:02:35.47</u>	1		0:05:58.27	+0:00:00.02
3	274	AMOUR Karim	 FRA.1975.21696	<u>0:03:16.92</u>	1	0:02:42.26	8		0:05:59.18	+0:00:00.93
4	275	CORRE Ludovic	 FRA.1983.21638	0:03:24.47	4	0:02:38.17	3		0:06:02.64	+0:00:04.39
5	278	HUGHES James	 GBR.1979.25577	0:03:24.98	5	0:02:39.33	5		0:06:04.31	+0:00:06.06
6	284	ANDRE Simon	 FRA.1981.39387	0:03:28.27	6	0:02:38.90	4		0:06:07.17	+0:00:08.92
7	299	ZILAK Frantisek	 CZE.1981.22627	0:03:28.73	7	0:02:41.40	6		0:06:10.13	+0:00:11.88
8	289	MOESLE Niklaus	 SUI.1985.22800	0:03:33.59	10	0:02:42.05	7		0:06:15.64	+0:00:17.39
9	285	NEGRO Claudio	 SUI.1985.22754	0:03:33.65	11	0:02:43.08	9		0:06:16.73	+0:00:18.48
10	294	SALAMIN Raphael	 SUI.1972.33723	0:03:33.23	9	0:02:47.83	12		0:06:21.06	+0:00:22.81

Stage 2 Results

Pos	Plate	Name Team	Nat EWS number	Sector 1	Pos	Sector 2	Pos	Penalties	Time	Gap
MEN Master 35+										
11	297	RIMONDO Matteo	 ITA.1984.25677	0:03:28.88	8	0:02:54.12	17		0:06:23.00	+0:00:24.75
12	279	CIZINSKY Milan	 CZE.1974.22018	0:03:39.28	15	0:02:47.37	11		0:06:26.65	+0:00:28.40
13	283	CARREZ Cedric Lapierre Zipp Collective	 FRA.1978.23588	0:03:36.65	13	0:02:50.58	13		0:06:27.23	+0:00:28.98
14	296	REISER Christoph	 GER.1986.25635	0:03:35.26	12	0:02:53.30	14		0:06:28.56	+0:00:30.31
15	305	SASAKI Hiroshi	 JPN.1979.30239	0:03:38.45	14	0:02:54.05	16		0:06:32.50	+0:00:34.25
16	288	KARB Ingo	 GER.1973.27505	0:03:39.67	16	0:02:54.80	18		0:06:34.47	+0:00:36.22
17	280	WEIDEMANN Mads	 DEN.1982.33629	0:03:51.12	22	0:02:43.85	10		0:06:34.97	+0:00:36.72
18	291	JONES Sion	 GBR.1976.23430	0:03:41.52	17	0:02:55.10	19		0:06:36.62	+0:00:38.37
19	293	BODEUX Xavier	 BEL.1976.21936	0:03:42.08	18	0:02:55.42	21		0:06:37.50	+0:00:39.25
20	300	MICHALEK Viktor	 SVK.1980.35835	0:03:46.78	20	0:02:53.70	15		0:06:40.48	+0:00:42.23











Stage 2 Results

Pos	Plate	Name Team	Nat EWS number	Sector 1	Pos	Sector 2	Pos	Penalties	Time	Gap
MEN Master 35+										
21	281	WARD Joe	 IRL.1971.22541	0:03:45.45	19	0:02:55.15	20		0:06:40.60	+0:00:42.35
22	292	PAJMA Martin	 CZE.1977.22282	0:03:49.17	21	0:02:57.13	22		0:06:46.30	+0:00:48.05
23	282	DAUMAS Eric	 FRA.1968.22075	0:03:52.68	23	0:02:57.45	23		0:06:50.13	+0:00:51.88
24	303	CALAM Jeff	 GBR.1978.22741	0:03:57.87	24	0:03:00.00	24		0:06:57.87	+0:00:59.62
25	304	HUGHES David	 IRL.1971.21814	0:04:11.85	25	0:03:23.25	25		0:07:35.10	+0:01:36.85
MEN Under 21										
1	226	WARNET Manu	 NED.2001.26267	0:03:06.95	6	<u>0:02:25.48</u>	1		0:05:32.43	
2	222	CAMOIN Francescu Specialized Racing	 FRA.2001.23545	0:03:05.30	3	0:02:27.57	2		0:05:32.87	+0:00:00.44
3	237	MENZIES Jack Forbidden Synthesis	 CAN.2001.22519	<u>0:03:04.35</u>	1	0:02:28.81	4		0:05:33.16	+0:00:00.73
4	224	STERCKX Nathan	 CAN.2001.22631	0:03:06.07	4	0:02:29.71	5		0:05:35.78	+0:00:03.35











Stage 2 Results

Pos	Plate	Name Team	Nat EWS number	Sector 1	Pos	Sector 2	Pos	Penalties	Time	Gap
MEN Under 21										
5	227	RYYNANEN Tarmo	 FIN.2002.31950	0:03:05.17	2	0:02:30.98	9		0:05:36.15	+0:00:03.72
6	236	HANCOCK Emmett	 CAN.2002.37051	0:03:08.87	10	0:02:28.75	3		0:05:37.62	+0:00:05.19
7	228	STORR Alex	 GBR.2001.31009	0:03:07.86	8	0:02:31.72	13		0:05:39.58	+0:00:07.15
8	245	LANDBO Hans	 DEN.2002.38800	0:03:10.31	14	0:02:29.72	6		0:05:40.03	+0:00:07.60
9	256	SANCHEZ SALAZAR Camilo	 COL.2001.23288	0:03:07.13	7	0:02:32.92	18		0:05:40.05	+0:00:07.62
10	231	PIERCY Jack Commencal Enduro Team	 GBR.2004.36927	0:03:06.65	5	0:02:33.50	23		0:05:40.15	+0:00:07.72
11	240	CHAPIN Aiden Trek Factory Racing	 USA.2002.25700	0:03:09.58	13	0:02:31.63	12		0:05:41.21	+0:00:08.78
12	223	ICARDO Alexis Theory Global Enduro Team	 FRA.2003.31902	0:03:12.25	20	0:02:30.50	8		0:05:42.75	+0:00:10.32
13	242	PELISSERO Simone	 ITA.2001.21940	0:03:11.33	16	0:02:31.72	13		0:05:43.05	+0:00:10.62
14	260	FOLCO Lorenzo		0:03:09.20	11	0:02:34.20	24		0:05:43.40	+0:00:10.97











Stage 2 Results

Pos	Plate	Name Team	Nat EWS number	Sector 1	Pos	Sector 2	Pos	Penalties	Time	Gap
MEN Under 21										
15	225	ARNAUD Nans	 FRA.2004.35462	0:03:11.10	15	0:02:32.46	16		0:05:43.56	+0:00:11.13
16	235	EBDON Jake	 GBR.2001.32703	0:03:14.32	25	0:02:29.97	7		0:05:44.29	+0:00:11.86
17	267	HOGLUND Andreas	 SWE.2002.36347	0:03:11.93	18	0:02:32.47	17		0:05:44.40	+0:00:11.97
18	249	SCHEELE William	 NOR.2003.33415	0:03:11.52	17	0:02:33.10	20		0:05:44.62	+0:00:12.19
19	234	LANI Martino	 ITA.2001.22164	0:03:12.87	21	0:02:31.85	15		0:05:44.72	+0:00:12.29
20	239	HELLY Johnathan	 CAN.2003.27147	0:03:12.00	19	0:02:34.66	26		0:05:46.66	+0:00:14.23
21	247	NOBLE Josh	 GBR.2001.25619	0:03:16.20	30	0:02:31.58	11		0:05:47.78	+0:00:15.35
22	250	COSTA GRAELL Pau	 ESP.2001.25006	0:03:13.43	22	0:02:34.45	25		0:05:47.88	+0:00:15.45
23	229	MILLE Thimote	 FRA.2001.31623	0:03:14.83	27	0:02:33.25	22		0:05:48.08	+0:00:15.65
24	244	RANDELL Jayden	 GBR.2003.27895	0:03:13.82	23	0:02:34.66	26		0:05:48.48	+0:00:16.05










Stage 2 Results

Pos	Plate	Name Team	Nat EWS number	Sector 1	Pos	Sector 2	Pos	Penalties	Time	Gap
MEN Under 21										
25	233	HOFMANN Noah Kona Factory Team	 AUT.2003.36750	0:03:09.37	12	0:02:39.86	39		0:05:49.23	+0:00:16.80
26	263	SMRDEL Miha	 SLO.2004.38908	0:03:14.45	26	0:02:34.80	28		0:05:49.25	+0:00:16.82
27	251	BRACONI Francesco	 ITA.2003.36890	0:03:16.18	29	0:02:33.10	20		0:05:49.28	+0:00:16.85
28	232	HARRIS Bradley	 NZL.2001.27637	0:03:14.10	24	0:02:36.52	31		0:05:50.62	+0:00:18.19
29	262	GOWEIL Jonas Cube Action Team	 AUT.2002.36734	0:03:15.61	28	0:02:35.84	30		0:05:51.45	+0:00:19.02
30	230	BERTINI Lisandru Lapierre Zipp Collective	 FRA.2004.36198	0:03:16.27	31	0:02:35.25	29		0:05:51.52	+0:00:19.09
31	238	BYRNE Harry	 IRL.2001.23573	0:03:19.68	36	0:02:33.07	19		0:05:52.75	+0:00:20.32
32	252	FILIPPI Mirko	 ITA.2001.26043	0:03:16.93	33	0:02:36.63	32		0:05:53.56	+0:00:21.13
33	241	VERNHET Axel	 FRA.2002.34183	0:03:16.55	32	0:02:37.81	34		0:05:54.36	+0:00:21.93
34	257	PAREDES MORENO Jose	 CHI.2001.23001	0:03:25.87	44	0:02:31.27	10		0:05:57.14	+0:00:24.71











Stage 2 Results

Pos	Plate	Name Team	Nat EWS number	Sector 1	Pos	Sector 2	Pos	Penalties	Time	Gap
MEN Under 21										
35	271	SCHLEICHER Valentin	 GER.2002.26946	0:03:17.77	34	0:02:39.85	38		0:05:57.62	+0:00:25.19
36	255	FREDERICKSEN GARCIA Tomas	 CHI.2001.25553	0:03:20.98	40	0:02:37.55	33		0:05:58.53	+0:00:26.10
37	253	HEINE Geraud	 BEL.2004.25833	0:03:20.96	39	0:02:38.25	36		0:05:59.21	+0:00:26.78
38	265	FIEDLER Zdenek	 CZE.2002.27427	0:03:18.80	35	0:02:43.87	45		0:06:02.67	+0:00:30.24
39	266	HAZEN William	 USA.2002.26823	0:03:20.44	37	0:02:42.91	43		0:06:03.35	+0:00:30.92
40	243	DEBOIS Jonas	 BEL.2001.24645	0:03:25.30	42	0:02:38.43	37		0:06:03.73	+0:00:31.30
41	269	JONSON Noa	 SWE.2003.37674	0:03:20.92	38	0:02:43.12	44		0:06:04.04	+0:00:31.61
42	254	EVARD Jacques	 BEL.2002.32836	0:03:26.92	45	0:02:37.83	35		0:06:04.75	+0:00:32.32
43	246	LANDBO Mads	 DEN.2004.38802	0:03:07.97	9	0:02:56.86	47		0:06:04.83	+0:00:32.40
44	259	FANTINO Andrea Mad Wheels - Enduro Team	 ITA.2001.25554	0:03:24.58	41	0:02:40.40	42		0:06:04.98	+0:00:32.55











Stage 2 Results

Pos	Plate	Name Team	Nat EWS number	Sector 1	Pos	Sector 2	Pos	Penalties	Time	Gap
MEN Under 21										
45	248	ENNIS Ross	 IRL.2001.25954	0:03:25.32	43	0:02:40.35	40		0:06:05.67	+0:00:33.24
46	272	PURTOLA Joonas	 FIN.2004.39349	0:03:28.24	46	0:02:40.38	41		0:06:08.62	+0:00:36.19
47	268	JOHNSSON Oile	 SWE.2004.39449	0:03:31.10	47	0:02:44.20	46		0:06:15.30	+0:00:42.87
48	273	OLM BURNAT Pau	 ESP.2004.36762	0:04:23.22	48	0:03:46.18	48		0:08:09.40	+0:02:36.97
WOMEN										
1	4	CHARRE Morgane Pivot Factory Racing	 FRA.1990.21958	<u>0:03:22.74</u>	1	<u>0:02:39.93</u>	1		0:06:02.67	
2	1	COURDURIER Isabeau Lapierre Zipp Collective	 FRA.1994.21731	0:03:23.76	2	0:02:44.52	6		0:06:08.28	+0:00:05.61
3	9	MILLER Miranda Kona Factory Team	 CAN.1990.21687	0:03:25.41	3	0:02:44.32	5		0:06:09.73	+0:00:07.06
4	45	HARNDEN Harriet Trek Factory Racing	 GBR.2001.22819	0:03:26.11	4	0:02:44.05	3		0:06:10.16	+0:00:07.49
5	49	RICHTER Raphaela Juliana Free Agents	 GER.1997.25746	0:03:27.63	6	0:02:44.10	4		0:06:11.73	+0:00:09.06











Stage 2 Results

Pos	Plate	Name Team	Nat EWS number	Sector 1	Pos	Sector 2	Pos	Penalties	Time	Gap
WOMEN										
6	2	KOREM Noga GT Factory Racing	 ISR.1991.21660	0:03:28.53	8	0:02:43.80	2		0:06:12.33	+0:00:09.66
7	44	PUGIN Melanie	 FRA.1990.21693	0:03:28.20	7	0:02:47.26	8		0:06:15.46	+0:00:12.79
8	10	BARAONA Rebecca Ibis Enduro Team	 GBR.1993.21715	0:03:29.00	9	0:02:47.48	9		0:06:16.48	+0:00:13.81
9	59	KINTNER Jill	 USA.1981.22648	0:03:27.54	5	0:02:50.88	18		0:06:18.42	+0:00:15.75
10	52	GEHRIG Carolin Norco Factory Team	 SUI.1987.21665	0:03:29.37	10	0:02:49.60	13		0:06:18.97	+0:00:16.30
11	7	COOK Becky	 GBR.1986.21664	0:03:29.97	11	0:02:50.33	16		0:06:20.30	+0:00:17.63
12	46	CHARLES Estelle Rossignol Factory Team	 FRA.1997.22205	0:03:32.02	13	0:02:48.96	11		0:06:20.98	+0:00:18.31
13	203	PRUDKOVA Barbora	 CZE.1996.38768	0:03:34.10	16	0:02:46.90	7		0:06:21.00	+0:00:18.33
14	47	CONOLLY Ella	 GBR.1998.21859	0:03:32.77	15	0:02:48.40	10		0:06:21.17	+0:00:18.50
15	48	WINTON Katy	 GBR.1993.21730	0:03:31.58	12	0:02:49.62	15		0:06:21.20	+0:00:18.53










Stage 2 Results

Pos	Plate	Name Team	Nat EWS number	Sector 1	Pos	Sector 2	Pos	Penalties	Time	Gap
WOMEN										
16	57	NABER Tanja Juliana Free Agents	 GER.1987.22367	0:03:35.12	18	0:02:49.05	12		0:06:24.17	+0:00:21.50
17	58	PAULIN Louise Margareta Ibis Enduro Team	 SWE.1978.21619	0:03:35.57	20	0:02:49.61	14		0:06:25.18	+0:00:22.51
18	8	MORRISON Rae Liv Racing	 NZL.1989.21630	0:03:36.13	21	0:02:50.90	19		0:06:27.03	+0:00:24.36
19	53	DUVERT Julie Theory Global Enduro Team	 FRA.1996.21719	0:03:32.62	14	0:02:54.83	21		0:06:27.45	+0:00:24.78
20	6	GEHRIG Anita Norco Factory Team	 SUI.1987.21718	0:03:37.74	24	0:02:50.63	17		0:06:28.37	+0:00:25.70
21	3	LANTHIER NADEAU Andreane Rocky Mountain Race Face	 CAN.1993.21609	0:03:35.33	19	0:02:53.30	20		0:06:28.63	+0:00:25.96
22	54	NAUGHTON Isabella Liv Racing	 USA.2000.24733	0:03:34.60	17	0:02:57.20	23		0:06:31.80	+0:00:29.13
23	196	ELLECOSTA Nadine Fastlight-Abetone	 ITA.1999.25437	0:03:37.30	23	0:02:55.52	22		0:06:32.82	+0:00:30.15
24	55	BRUCHLE Veronika Cube Action Team	 GER.1995.22726	0:03:38.49	25	0:02:57.23	24		0:06:35.72	+0:00:33.05
25	191	JOLIDON Sidonie	 SUI.1987.31073	0:03:37.10	22	0:02:59.71	27		0:06:36.81	+0:00:34.14





Stage 2 Results

Pos	Plate	Name Team	Nat EWS number	Sector 1	Pos	Sector 2	Pos	Penalties	Time	Gap
WOMEN										
26	200	SAVELLI Irene	 ITA.1992.22163	0:03:51.93	30	0:02:57.79	25		0:06:49.72	+0:00:47.05
27	193	GILL Martha	 GBR.1997.22469	0:03:51.08	27	0:02:59.58	26		0:06:50.66	+0:00:47.99
28	207	LITTORIN SANDBU Anna	 NOR.2000.31919	0:03:47.75	26	0:03:04.15	31		0:06:51.90	+0:00:49.23
29	199	HOVORKA Anja	 SUI.1989.37532	0:03:51.67	29	0:03:00.48	28		0:06:52.15	+0:00:49.48
30	206	SCHICK Lucy	 CAN.2000.23447	0:03:51.16	28	0:03:02.30	29		0:06:53.46	+0:00:50.79
31	201	LINN Kera	 USA.1992.38779	0:03:52.23	31	0:03:03.48	30		0:06:55.71	+0:00:53.04
32	197	BJORKMAN Josefine	 SWE.1994.22313	0:03:57.57	32	0:03:15.17	34		0:07:12.74	+0:01:10.07
33	195	DEGN Malene	 DEN.1996.39955	0:04:12.67	34	0:03:08.55	32		0:07:21.22	+0:01:18.55
34	204	PROULX Marilyne	 CAN.1988.31794	0:04:11.55	33	0:03:12.95	33		0:07:24.50	+0:01:21.83
35	198	JOHNSEN Jonna	 DEN.1992.27207	0:04:16.37	35	0:03:27.91	35		0:07:44.28	+0:01:41.61

Stage 2 Results

Pos	Plate	Name Team	Nat EWS number	Sector 1	Pos	Sector 2	Pos	Penalties	Time	Gap
WOMEN Master 35+										
1	216	PICTON Leonie Liv Racing	 AUS.1986.22420	<u>0:03:42.38</u>	1	<u>0:02:54.09</u>	1		0:06:36.47	
2	217	NESTLEROVA Fejola Stepanka	 CZE.1985.21761	0:03:46.05	3	0:03:01.98	2		0:06:48.03	+0:00:11.56
3	221	VACKER Suvi	 FIN.1983.23011	0:03:46.04	2	0:03:02.13	3		0:06:48.17	+0:00:11.70
4	218	THOMSEN Sandra Bohn	 DEN.1983.33584	0:03:53.73	4	0:03:09.35	4		0:07:03.08	+0:00:26.61
5	220	HUENI Alexa	 GER.1983.25329	0:03:57.45	5	0:03:10.28	6		0:07:07.73	+0:00:31.26
6	219	MICHEL Daniela	 SUI.1981.21559	0:04:04.36	6	0:03:09.65	5		0:07:14.01	+0:00:37.54
WOMEN Under 21										
1	212	TORMENA Gaia	 ITA.2002.38737	<u>0:03:33.70</u>	1	0:02:51.52	2		0:06:25.22	
2	208	RIVA Sophie	 ITA.2003.33949	0:03:34.65	2	<u>0:02:50.60</u>	1		0:06:25.25	+0:00:00.03
3	211	WEBER Helen	 GER.2002.36775	0:03:43.62	3	0:03:01.82	4		0:06:45.44	+0:00:20.22

Stage 2 Results

Pos	Plate	Name Team	Nat EWS number	Sector 1	Pos	Sector 2	Pos	Penalties	Time	Gap
WOMEN Under 21										
4	209	HENDERSON Polly	 GBR.2001.22368	0:03:47.15	4	0:02:59.53	3		0:06:46.68	+0:00:21.46
5	213	DAVIDSSON Elina	 SWE.2001.38290	0:04:04.80	5	0:03:14.68	6		0:07:19.48	+0:00:54.26
6	215	GARCES RESTREPO Valentina	 COL.2002.39273	0:04:09.00	6	0:03:14.50	5		0:07:23.50	+0:00:58.28
DNF	210	GALLO FUENTES Paz	 CHI.2002.30413	0:03:38.30		0:03:00.52				

Statistics

Entries / Nations	Finished	DNF	DSQ	DNS	Weather	Temperature	Distance	Elevation
269 / 30	268	1	0	0	Strong winds; mostly sunny	24 °C		

DNF: did not finish · DNS: did not start · DSQ: disqualified