

Stage 3 Results

Pos	Plate	Name Team	Nat EWS number	Sector 1	Pos	Sector 2	Pos	Sector 3	Pos	Penalties	Time	Gap
MEN												
1	21	MOIR Jack Canyon Collective	AUS.1994.33430	0:01:53.79	10	<u>0:07:33.65</u>	1	0:01:12.60	3		0:10:40.04	
2	31	MAES Martin GT Factory Racing	BEL.1997.21636	0:01:53.05	3	0:07:36.70	3	0:01:12.70	4		0:10:42.45	+0:00:02.41
3	23	LUKASIK Slawomir	POL.1993.24876	0:01:52.95	2	0:07:34.93	2	0:01:15.15	17		0:10:43.03	+0:00:02.99
4	3	MIQUEL Kevin Specialized Racing	FRA.1991.21704	0:01:53.34	7	0:07:37.65	5	0:01:13.55	7		0:10:44.54	+0:00:04.50
5	11	MELAMED Jesse Rocky Mountain Race Face	CAN.1992.21596	0:01:53.65	8	0:07:38.61	6	0:01:13.80	10		0:10:46.06	+0:00:06.02
6	10	JOHANSEN Zakarias Ibis Enduro Team	SWE.1992.21863	0:01:54.17	13	0:07:39.15	8	0:01:13.70	9		0:10:47.02	+0:00:06.98
7	28	OTON Damien Orbea FOX Enduro Team	FRA.1987.21728	0:01:54.93	19	0:07:37.62	4	0:01:14.85	13		0:10:47.40	+0:00:07.36
8	27	WOOLLEY Kasper Yeti / OneUp PRO Team	CAN.1999.21348	0:01:54.29	14	0:07:41.40	11	<u>0:01:12.28</u>	1		0:10:47.97	+0:00:07.93
9	22	BORGES Jose Canyon Collective	POR.1990.21669	0:01:53.10	4	0:07:40.30	9	0:01:15.78	23		0:10:49.18	+0:00:09.14
10	7	RUDE JR Richard Yeti / Fox Factory Team	USA.1995.21739	0:01:55.05	22	0:07:39.09	7	0:01:15.17	18		0:10:49.31	+0:00:09.27











Stage 3 Results

Pos	Plate	Name Team	Nat EWS number	Sector 1	Pos	Sector 2	Pos	Sector 3	Pos	Penalties	Time	Gap
MEN												
11	24	DENIAUD Youn Giant Factory Off-Road	FRA.1996.22994	0:01:54.73	17	0:07:41.58	12	0:01:13.62	8		0:10:49.93	+0:00:09.89
12	4	TORDO Dimitri Canyon Collective	FRA.1993.21764	<u>0:01:52.76</u>	1	0:07:42.74	14	0:01:14.95	15		0:10:50.45	+0:00:10.41
13	8	WALKER Matthew Pivot Factory Racing	NZL.1990.21846	0:01:55.00	20	0:07:41.18	10	0:01:15.30	19		0:10:51.48	+0:00:11.44
14	14	LUCAS Cole Ibis Enduro Team	NZL.1998.23013	0:01:55.65	27	0:07:41.68	13	0:01:15.74	22		0:10:53.07	+0:00:13.03
15	2	NICOLAI Florian Trek Factory Racing	FRA.1993.21749	0:01:55.23	23	0:07:44.77	15	0:01:15.32	20		0:10:55.32	+0:00:15.28
16	38	TEXTOR Christian Team BULLS	GER.1990.22845	0:01:53.28	6	0:07:49.37	20	0:01:13.50	6		0:10:56.15	+0:00:16.11
17	30	VENDEMMIA Mirco Fastlight-Abetone	ITA.1998.21871	0:01:54.35	15	0:07:48.17	17	0:01:15.00	16		0:10:57.52	+0:00:17.48
18	61	PERSAK Vid Orbea FOX Enduro Team	SLO.1996.22810	0:01:55.26	24	0:07:48.29	18	0:01:13.98	11		0:10:57.53	+0:00:17.49
19	5	DAILLY Adrien Lapierre Zipp Collective	FRA.1996.21677	0:01:53.74	9	0:07:49.48	21	0:01:14.35	12		0:10:57.57	+0:00:17.53
20	43	VERNER Rhys Forbidden Synthesis	CAN.1997.22407	0:01:53.10	4	0:07:53.14	31	0:01:12.58	2		0:10:58.82	+0:00:18.78










Stage 3 Results

Pos	Plate	Name Team	Nat EWS number	Sector 1	Pos	Sector 2	Pos	Sector 3	Pos	Penalties	Time	Gap
MEN												
21	25	VIDAL Antoine Commencal Enduro Team	FRA.2001.25035	0:01:55.81	29	0:07:48.02	16	0:01:16.42	32		0:11:00.25	+0:00:20.21
22	64	CARBALLO GONZALEZ Edgar Orbea FOX Enduro Team	ESP.1988.30531	0:01:53.97	11	0:07:50.30	24	0:01:16.02	26		0:11:00.29	+0:00:20.25
23	63	LUTHI Patrick SUI.1992.22607	SUI.1992.22607	0:01:56.10	33	0:07:48.36	19	0:01:16.32	30		0:11:00.78	+0:00:20.74
24	29	MURRAY Charles Specialized Racing	NZL.1996.22752	0:01:55.82	30	0:07:49.65	22	0:01:16.30	28		0:11:01.77	+0:00:21.73
25	13	WALLNER Robin Ibis Enduro Team	SWE.1988.21594	0:01:56.23	35	0:07:54.50	35	0:01:13.48	5		0:11:04.21	+0:00:24.17
26	62	ROPELATO Mitch USA.1992.22734	USA.1992.22734	0:01:55.03	21	0:07:51.62	26	0:01:17.70	41		0:11:04.35	+0:00:24.31
27	96	WALL Evan Orbea FOX Enduro Team	CAN.1999.23531	0:01:56.72	39	0:07:52.15	28	0:01:15.60	21		0:11:04.47	+0:00:24.43
28	65	TORRALBA GARASA Juan Gabriel Orbea FOX Enduro Team	ESP.1997.21633	0:01:57.98	57	0:07:49.77	23	0:01:17.13	37		0:11:04.88	+0:00:24.84
29	33	PIGEON Hugo Scott SR Suntour Enduro Team	FRA.1996.23507	0:01:57.95	55	0:07:52.30	29	0:01:14.90	14		0:11:05.15	+0:00:25.11

Stage 3 Results

Pos	Plate	Name Team	Nat EWS number	Sector 1	Pos	Sector 2	Pos	Sector 3	Pos	Penalties	Time	Gap
MEN												
30	37	CALLAGHAN Gregory Devinci Global Racing	 IRL.1991.21827	0:01:57.25	47	0:07:51.74	27	0:01:16.36	31		0:11:05.35	+0:00:25.31
31	41	SECONDI Nathan Fulgur Factory Team	 FRA.1999.22133	0:01:56.18	34	0:07:52.33	30	0:01:16.94	35		0:11:05.45	+0:00:25.41
32	6	GAUVIN Remi Rocky Mountain Race Face	 CAN.1992.21624	0:01:57.97	56	0:07:51.48	25	0:01:16.30	28		0:11:05.75	+0:00:25.71
33	105	CHARVAT Matej CZE.1985.30440	 CZE.1985.30440	0:01:54.65	16	0:07:53.30	32	0:01:19.22	68		0:11:07.17	+0:00:27.13
34	77	FRANCARDO Tommaso ITA.1997.22813	 ITA.1997.22813	0:01:55.43	26	0:07:54.32	33	0:01:18.90	59		0:11:08.65	+0:00:28.61
35	69	KANGAS Oliwer SWE.1992.33903	 SWE.1992.33903	0:01:57.07	46	0:07:54.83	36	0:01:16.95	36		0:11:08.85	+0:00:28.81
36	60	FEARON Connor Kona Factory Team	 AUS.1994.24834	0:01:54.00	12	0:07:59.02	48	0:01:15.85	25		0:11:08.87	+0:00:28.83
37	75	BAUD Eliott FRA.1998.22053	 FRA.1998.22053	0:01:55.88	31	0:07:55.45	37	0:01:18.13	45		0:11:09.46	+0:00:29.42
38	34	CHARLES Clement Rossignol Factory Team	 FRA.1994.22206	0:01:57.70	52	0:07:56.44	39	0:01:16.58	33		0:11:10.72	+0:00:30.68
39	81	PESENTI Marcello ITA.1994.21853	 ITA.1994.21853	0:01:56.75	41	0:07:57.27	42	0:01:17.92	43		0:11:11.94	+0:00:31.90











Stage 3 Results

Pos	Plate	Name Team	Nat EWS number	Sector 1	Pos	Sector 2	Pos	Sector 3	Pos	Penalties	Time	Gap
MEN												
40	68	GARAY TAMAYO Iago Santa Cruz	 ESP.1991.21707	0:01:57.28	48	0:07:54.38	34	0:01:20.72	82		0:11:12.38	+0:00:32.34
41	42	LARBEOU Guillaume Sunn French Connexion By Alpe D'Huez	 FRA.1994.25575	0:01:57.50	49	0:07:58.90	47	0:01:16.28	27		0:11:12.68	+0:00:32.64
42	66	NATION Joseph Pole Enduro Race Team	 NZL.1989.21670	0:01:57.65	50	0:07:56.55	40	0:01:18.72	56		0:11:12.92	+0:00:32.88
43	32	GALY Theo Sunn French Connexion By Alpe D'Huez	 FRA.1990.21691	0:01:57.68	51	0:07:57.93	45	0:01:17.42	39		0:11:13.03	+0:00:32.99
44	15	NEER Shawn Yeti / Fox Factory Team	 USA.1991.21712	0:01:58.87	62	0:07:56.08	38	0:01:18.52	52		0:11:13.47	+0:00:33.43
45	106	KNAPEC Martin	 SVK.1994.26017	0:01:57.05	45	0:07:59.62	50	0:01:18.10	44		0:11:14.77	+0:00:34.73
46	82	DRACH Torben	 GER.1998.22419	0:01:58.02	58	0:07:58.15	46	0:01:18.63	54		0:11:14.80	+0:00:34.76
47	40	VEZINA Mckay Giant Factory Off-Road	 CAN.1995.21632	0:01:54.90	18	0:08:00.64	52	0:01:19.27	70		0:11:14.81	+0:00:34.77
48	84	MYSIK Milan	 CZE.1993.22051	0:02:00.63	77	0:07:57.17	41	0:01:17.47	40		0:11:15.27	+0:00:35.23

Stage 3 Results

Pos	Plate	Name Team	Nat EWS number	Sector 1	Pos	Sector 2	Pos	Sector 3	Pos	Penalties	Time	Gap
MEN												
49	86	SELF Daniel Theory Global Enduro Team	NZL.1998.21834	0:01:59.50	66	0:07:57.31	43	0:01:18.47	50		0:11:15.28	+0:00:35.24
50	163	BERTA Matteo	ITA.1995.21891	0:01:56.41	38	0:07:57.74	44	0:01:21.15	90		0:11:15.30	+0:00:35.26
51	107	BLAHA Vojtech	CZE.1999.22684	0:01:56.73	40	0:07:59.15	49	0:01:19.97	75		0:11:15.85	+0:00:35.81
52	70	GAILLOT Baptiste	FRA.1991.21771	0:01:56.37	37	0:08:01.20	54	0:01:18.30	47		0:11:15.87	+0:00:35.83
53	78	RAIMONDI Matteo	ITA.1995.22277	0:01:57.00	44	0:08:00.60	51	0:01:18.36	49		0:11:15.96	+0:00:35.92
54	26	HEAP Elliott Chain Reaction Cycles	GBR.1998.21783	0:01:55.39	25	0:08:06.52	64	0:01:15.82	24		0:11:17.73	+0:00:37.69
55	95	KRASNY Carter	CAN.1999.22027	0:01:56.25	36	0:08:03.55	59	0:01:18.22	46		0:11:18.02	+0:00:37.98
56	91	MOROTTI Hugo	FRA.2000.24522	0:01:59.03	63	0:08:01.92	56	0:01:17.90	42		0:11:18.85	+0:00:38.81
57	73	GRANT Kelan Chain Reaction Cycles	IRL.1993.21773	0:01:56.99	43	0:08:03.75	60	0:01:18.50	51		0:11:19.24	+0:00:39.20
58	80	CASADEI Nicola	ITA.1989.21878	0:01:59.55	68	0:08:00.83	53	0:01:20.04	76		0:11:20.42	+0:00:40.38











Stage 3 Results

Pos	Plate	Name Team	Nat EWS number	Sector 1	Pos	Sector 2	Pos	Sector 3	Pos	Penalties	Time	Gap
MEN												
59	72	FRANCK Gilles	 BEL.2000.22291	0:01:56.82	42	0:08:05.73	62	0:01:19.85	73		0:11:22.40	+0:00:42.36
60	79	SERVANT Camille	 FRA.1994.22691	0:01:58.32	59	0:08:05.86	63	0:01:18.74	57		0:11:22.92	+0:00:42.88
61	138	LUPATO Alex	 ITA.1989.22851	0:02:01.71	90	0:08:02.47	57	0:01:18.90	59		0:11:23.08	+0:00:43.04
62	83	AGURTO GALLEGUILLOS Felipe Ignacio	 CHI.2000.22474	0:01:57.87	53	0:08:07.23	67	0:01:18.92	62		0:11:24.02	+0:00:43.98
63	120	PETER Stefan	 SUI.1992.23004	0:02:03.40	105	0:08:01.53	55	0:01:19.90	74		0:11:24.83	+0:00:44.79
64	135	BISSON Zian	 FRA.2000.26059	0:01:58.66	60	0:08:10.57	77	0:01:17.30	38		0:11:26.53	+0:00:46.49
65	127	OPPLIGER Timothee	 SUI.1992.21701	0:02:03.04	102	0:08:05.03	61	0:01:19.12	65		0:11:27.19	+0:00:47.15
66	71	CURE Alexandre	 FRA.1993.21675	0:01:55.65	27	0:08:11.16	79	0:01:21.10	89		0:11:27.91	+0:00:47.87
67	115	GALLAGHER Christopher	 GBR.1993.23014	0:01:58.78	61	0:08:08.13	69	0:01:21.04	87		0:11:27.95	+0:00:47.91
68	67	BLAIR Lachlan Orange Factory Racing	 GBR.1995.21426	0:01:59.20	64	0:08:10.37	75	0:01:18.90	59		0:11:28.47	+0:00:48.43

Stage 3 Results

Pos	Plate	Name Team	Nat EWS number	Sector 1	Pos	Sector 2	Pos	Sector 3	Pos	Penalties	Time	Gap
MEN												
69	109	RYAN Fergus	 GBR.1993.22458	0:02:00.19	74	0:08:08.45	70	0:01:20.10	77		0:11:28.74	+0:00:48.70
70	104	JANSER Robin	 SUI.2000.25837	0:02:07.46	132	0:08:03.02	58	0:01:18.32	48		0:11:28.80	+0:00:48.76
71	142	VOTH Janik	 GER.1997.25435	0:02:00.62	75	0:08:09.68	73	0:01:18.80	58		0:11:29.10	+0:00:49.06
72	122	DERKUM Christian	 GER.1991.23043	0:02:00.65	78	0:08:09.03	71	0:01:19.50	72		0:11:29.18	+0:00:49.14
73	92	ESCUDIER Thomas	 FRA.1991.21945	0:02:01.31	86	0:08:06.67	65	0:01:22.17	100		0:11:30.15	+0:00:50.11
74	113	GROTTI Nicola Fastlight-Abetone	 ITA.2000.21925	0:01:59.52	67	0:08:10.52	76	0:01:20.36	81		0:11:30.40	+0:00:50.36
75	90	HEBERT Ambroise	 FRA.1993.21934	0:02:00.02	72	0:08:10.07	74	0:01:20.85	85		0:11:30.94	+0:00:50.90
76	140	LUPATO Denny	 ITA.1992.22852	0:01:59.98	71	0:08:08.02	68	0:01:23.65	117		0:11:31.65	+0:00:51.61
77	176	HANOUX Simon	 FRA.1992.37311	0:02:00.98	80	0:08:11.77	82	0:01:19.25	69		0:11:32.00	+0:00:51.96
78	131	FEJER Max Team Dorrong Enduro	 AUT.2000.21703	0:02:04.78	116	0:08:07.13	66	0:01:20.17	79		0:11:32.08	+0:00:52.04











Stage 3 Results

Pos	Plate	Name Team	Nat EWS number	Sector 1	Pos	Sector 2	Pos	Sector 3	Pos	Penalties	Time	Gap
MEN												
79	133	LANDMARK Ola Javold	 NOR.1999.25289	0:02:01.98	93	0:08:09.22	72	0:01:21.15	90		0:11:32.35	+0:00:52.31
80	97	TOOKE Jacob	 CAN.1999.22078	0:02:04.10	113	0:08:11.67	81	0:01:16.85	34		0:11:32.62	+0:00:52.58
81	152	SZYMCZUK Lukasz	 POL.1995.23313	0:01:57.90	54	0:08:15.72	90	0:01:19.15	66		0:11:32.77	+0:00:52.73
82	137	DALPIAN Davide	 ITA.1997.21865	0:01:59.39	65	0:08:11.66	80	0:01:22.47	101		0:11:33.52	+0:00:53.48
83	189	GRILLANDA Fabio	 ITA.1994.22466	0:01:56.00	32	0:08:13.62	86	0:01:24.03	118		0:11:33.65	+0:00:53.61
84	151	DODINO Giacomo	 ITA.1994.22466	0:01:59.88	70	0:08:16.72	92	0:01:18.60	53		0:11:35.20	+0:00:55.16
85	87	CONNELL Joseph Orange Factory Racing	 GBR.1994.21745	0:02:00.98	80	0:08:11.95	83	0:01:22.60	104		0:11:35.53	+0:00:55.49
86	168	SNOW Harry	 GBR.1993.38162	0:02:00.98	80	0:08:12.60	85	0:01:22.00	99		0:11:35.58	+0:00:55.54
87	125	HUTCHENS Chris	 GBR.1989.22999	0:02:03.77	108	0:08:10.75	78	0:01:21.30	93		0:11:35.82	+0:00:55.78
88	119	MIHALKOVITS Peter	 AUT.1993.23608	0:02:00.62	75	0:08:12.58	84	0:01:23.17	112		0:11:36.37	+0:00:56.33











Stage 3 Results

Pos	Plate	Name Team	Nat EWS number	Sector 1	Pos	Sector 2	Pos	Sector 3	Pos	Penalties	Time	Gap
MEN												
89	88	PFEIL Max	 GER.1998.27442	0:02:01.61	89	0:08:14.12	87	0:01:20.82	84		0:11:36.55	+0:00:56.51
90	102	ARNAUD Quentin Sunn French Connexion By Alpe D'Huez	 FRA.1994.22628	0:02:02.16	95	0:08:14.22	88	0:01:21.07	88		0:11:37.45	+0:00:57.41
91	157	LARSSON Adam	 SWE.2000.30837	0:02:01.03	83	0:08:17.63	93	0:01:20.14	78		0:11:38.80	+0:00:58.76
92	103	LORENZ Mehdi	 SUI.1993.27619	0:02:02.28	96	0:08:16.70	91	0:01:20.87	86		0:11:39.85	+0:00:59.81
93	121	RENZ Daniel	 GER.1996.26028	0:02:04.80	117	0:08:15.12	89	0:01:21.65	96		0:11:41.57	+0:01:01.53
94	124	OMDAL Oskar	 NOR.2000.32277	0:02:01.83	91	0:08:22.32	99	0:01:18.71	55		0:11:42.86	+0:01:02.82
95	114	LICHTEN Maxime	 BEL.1996.36298	0:02:01.49	88	0:08:23.14	102	0:01:19.02	64		0:11:43.65	+0:01:03.61
96	118	MUELLER Igor WeRide Racing Team	 SUI.1996.22665	0:02:01.97	92	0:08:23.03	101	0:01:19.17	67		0:11:44.17	+0:01:04.13
97	153	LETAK Petr	 CZE.1993.23009	0:02:01.35	87	0:08:19.60	95	0:01:23.56	115		0:11:44.51	+0:01:04.47
98	143	VOTH Laurin	 GER.2000.25451	0:02:01.08	84	0:08:20.73	97	0:01:24.24	123		0:11:46.05	+0:01:06.01











Stage 3 Results

Pos	Plate	Name Team	Nat EWS number	Sector 1	Pos	Sector 2	Pos	Sector 3	Pos	Penalties	Time	Gap
MEN												
99	158	FAGERBERG Philip	 SWE.1996.25802	0:02:02.43	98	0:08:24.80	104	0:01:18.97	63		0:11:46.20	+0:01:06.16
100	160	TUCKER Richard	 GBR.1991.36353	0:02:05.00	118	0:08:21.35	98	0:01:20.33	80		0:11:46.68	+0:01:06.64
101	187	SITTA Dominique	 ITA.1997.34836	0:02:00.16	73	0:08:24.07	103	0:01:22.58	102		0:11:46.81	+0:01:06.77
102	175	MONTAGNI Mirco	 ITA.1993.27437	0:02:02.05	94	0:08:25.58	106	0:01:19.32	71		0:11:46.95	+0:01:06.91
103	101	DAUMAS Theo	 FRA.1996.21873	0:02:00.80	79	0:08:19.13	94	0:01:27.17	134		0:11:47.10	+0:01:07.06
104	110	CARROLL Gavin	 IRL.1993.35848	0:02:01.21	85	0:08:23.02	100	0:01:25.08	128		0:11:49.31	+0:01:09.27
105	161	JENNI Luca	 SUI.1999.36806	0:02:02.72	99	0:08:20.72	96	0:01:26.55	133		0:11:49.99	+0:01:09.95
106	184	WUENSCHER Anton Lauritz	 GER.1993.33245	0:02:03.02	101	0:08:27.24	114	0:01:20.81	83		0:11:51.07	+0:01:11.03
107	116	ROSSI Saben	 USA.1985.23371	0:02:03.53	106	0:08:24.85	105	0:01:24.18	122		0:11:52.56	+0:01:12.52
108	1	HILL Samuel Chain Reaction Cycles	 AUS.1985.21775	0:01:59.80	69	0:08:29.75	120	0:01:23.27	113		0:11:52.82	+0:01:12.78

Stage 3 Results

Pos	Plate	Name Team	Nat EWS number	Sector 1	Pos	Sector 2	Pos	Sector 3	Pos	Penalties	Time	Gap
MEN												
109	111	BURNS CONTRERAS Jeronimo	 CHI.2000.33352	0:02:03.16	104	0:08:27.11	112	0:01:22.78	107		0:11:53.05	+0:01:13.01
110	173	ORSENIGO Marco	 ITA.1997.37352	0:02:03.82	109	0:08:26.63	107	0:01:22.80	108		0:11:53.25	+0:01:13.21
111	171	BELLINGER Corey	 USA.1988.32389	0:02:03.08	103	0:08:28.75	117	0:01:21.58	94		0:11:53.41	+0:01:13.37
112	174	FURLANI Gianluca	 ITA.1999.39383	0:02:04.25	114	0:08:26.91	109	0:01:22.59	103		0:11:53.75	+0:01:13.71
113	165	ANITAN Mihai-Andrei	 ROU.1999.35857	0:02:04.67	115	0:08:28.00	115	0:01:21.27	92		0:11:53.94	+0:01:13.90
114	129	SCHWENK Robert	 GER.1994.23041	0:02:03.95	111	0:08:28.47	116	0:01:23.50	114		0:11:55.92	+0:01:15.88
115	132	DEMUYLDER Jonas	 BEL.1997.25196	0:02:05.37	121	0:08:27.15	113	0:01:23.58	116		0:11:56.10	+0:01:16.06
116	169	COUTURE Charles	 CAN.1999.29610	0:02:05.57	122	0:08:28.77	118	0:01:21.95	98		0:11:56.29	+0:01:16.25
117	94	WILSON Thomas Orange Factory Racing	 GBR.2000.22553	0:02:07.20	130	0:08:27.00	110	0:01:23.05	110		0:11:57.25	+0:01:17.21
118	112	DIEU Antonio	 FRA.1989.26701	0:02:05.87	124	0:08:26.77	108	0:01:24.68	126		0:11:57.32	+0:01:17.28









Stage 3 Results

Pos	Plate	Name Team	Nat EWS number	Sector 1	Pos	Sector 2	Pos	Sector 3	Pos	Penalties	Time	Gap
MEN												
119	155	HORNQVIST Adrian	 SWE.1987.23208	0:02:07.78	133	0:08:27.02	111	0:01:22.70	106		0:11:57.50	+0:01:17.46
120	188	MAIRHOFER Andreas	 ITA.1998.25438	0:02:06.79	127	0:08:29.15	119	0:01:21.70	97		0:11:57.64	+0:01:17.60
121	145	HASSFELD Joel	 GER.1998.33907	0:02:02.85	100	0:08:32.60	123	0:01:22.96	109		0:11:58.41	+0:01:18.37
122	117	SUKCHANYA Chinnapat	 THA.2000.39129	0:02:02.42	97	0:08:32.82	124	0:01:24.03	118		0:11:59.27	+0:01:19.23
123	147	MORRA Gwenael	 FRA.1990.24830	0:02:06.58	125	0:08:32.12	122	0:01:23.10	111		0:12:01.80	+0:01:21.76
124	123	BEAN Nicolas Theory Global Enduro Team	 USA.1999.22730	0:02:03.58	107	0:08:30.85	121	0:01:27.40	135		0:12:01.83	+0:01:21.79
125	149	GIACOBINI Stefano Mad Wheels - Enduro Team	 ITA.2000.22864	0:02:05.28	120	0:08:34.50	125	0:01:24.95	127		0:12:04.73	+0:01:24.69
126	183	CLAUDI Julian	 GER.1999.33500	0:02:08.25	135	0:08:38.23	128	0:01:22.67	105		0:12:09.15	+0:01:29.11
127	150	MARCHESE Francesco Mad Wheels - Enduro Team	 ITA.2000.32885	0:02:08.54	137	0:08:35.34	126	0:01:26.27	132		0:12:10.15	+0:01:30.11
128	130	HOBON CARRASCO Pablo	 CHI.1992.33496	0:02:03.90	110	0:08:43.72	134	0:01:24.65	125		0:12:12.27	+0:01:32.23











Stage 3 Results

Pos	Plate	Name Team	Nat EWS number	Sector 1	Pos	Sector 2	Pos	Sector 3	Pos	Penalties	Time	Gap
MEN												
129	181	CHRIST Jan	 GER.1998.25376	0:02:07.31	131	0:08:36.37	127	0:01:28.90	139		0:12:12.58	+0:01:32.54
130	164	KOLAR Michael	 SVK.1992.30439	0:02:05.10	119	0:08:39.55	129	0:01:28.48	138		0:12:13.13	+0:01:33.09
131	136	BERTUSSI Florian	 FRA.1995.26303	0:02:06.74	126	0:08:42.61	133	0:01:24.53	124		0:12:13.88	+0:01:33.84
132	177	COLANGE Vincent	 FRA.1990.21932	0:02:06.80	128	0:08:42.20	132	0:01:25.65	129		0:12:14.65	+0:01:34.61
133	182	SCHELBERT Aron	 SUI.2000.24501	0:02:08.53	136	0:08:40.85	131	0:01:26.00	131		0:12:15.38	+0:01:35.34
134	186	VARBANOV Stoyan	 BUL.1993.33464	0:02:05.68	123	0:08:47.40	136	0:01:24.14	121		0:12:17.22	+0:01:37.18
135	154	BAILLIF Florent	 SUI.1998.32580	0:02:07.90	134	0:08:47.50	137	0:01:24.05	120		0:12:19.45	+0:01:39.41
136	126	HEIMEL Paul	 AUT.1987.24509	0:02:08.56	138	0:08:46.34	135	0:01:27.83	137		0:12:22.73	+0:01:42.69
137	148	GIACOBINI Francesco Mad Wheels - Enduro Team	 ITA.1998.22865	0:02:03.97	112	0:08:55.52	138	0:01:27.65	136		0:12:27.14	+0:01:47.10
138	179	SCHNETTLER Christoph Felix	 GER.1992.33926	0:02:07.15	129	0:08:55.83	139	0:01:25.73	130		0:12:28.71	+0:01:48.67

Stage 3 Results

Pos	Plate	Name Team	Nat EWS number	Sector 1	Pos	Sector 2	Pos	Sector 3	Pos	Penalties	Time	Gap
MEN												
139	146	GUERIN Cedric	 FRA.1992.23190	0:02:16.87	139	0:10:11.45	141	0:01:34.18	140		0:14:02.50	+0:03:22.46
140	35	MENJOU Irene	 FRA.1995.22122	0:04:45.25	140	0:10:08.55	140	0:02:15.10	141		0:17:08.90	+0:06:28.86
141	85	RICHARDSON John	 USA.1999.22929	0:15:28.13	141	0:08:39.95	130	0:01:21.60	95		0:25:29.68	+0:14:49.64
MEN Master 35+												
1	277	FRUET Martino	 ITA.1977.22431	0:02:03.55	2	<u>0:08:06.52</u>	1	0:01:20.68	2		0:11:30.75	
2	274	AMOUR Karim	 FRA.1975.21696	<u>0:02:03.26</u>	1	0:08:26.67	6	<u>0:01:19.85</u>	1		0:11:49.78	+0:00:19.03
3	280	WEIDEMANN Mads	 DEN.1982.33629	0:02:06.93	7	0:08:21.92	2	0:01:21.17	3		0:11:50.02	+0:00:19.27
4	302	JOHNSEN Espen	 NOR.1980.22840	0:02:05.03	3	0:08:23.27	3	0:01:22.53	6		0:11:50.83	+0:00:20.08
5	285	NEGRO Claudio	 SUI.1985.22754	0:02:05.65	4	0:08:24.74	4	0:01:21.31	4		0:11:51.70	+0:00:20.95
6	284	ANDRE Simon	 FRA.1981.39387	0:02:07.57	8	0:08:25.68	5	0:01:22.15	5		0:11:55.40	+0:00:24.65











Stage 3 Results

Pos	Plate	Name Team	Nat EWS number	Sector 1	Pos	Sector 2	Pos	Sector 3	Pos	Penalties	Time	Gap
MEN Master 35+												
7	278	HUGHES James	 GBR.1979.25577	0:02:06.27	5	0:08:27.05	7	0:01:24.21	7		0:11:57.53	+0:00:26.78
8	299	ZILAK Frantisek	 CZE.1981.22627	0:02:08.98	9	0:08:29.39	8	0:01:24.63	10		0:12:03.00	+0:00:32.25
9	275	CORRE Ludovic	 FRA.1983.21638	0:02:06.43	6	0:08:32.67	9	0:01:24.55	9		0:12:03.65	+0:00:32.90
10	283	CARREZ Cedric Lapierre Zipp Collective	 FRA.1978.23588	0:02:10.35	11	0:08:41.28	11	0:01:24.40	8		0:12:16.03	+0:00:45.28
11	289	MOESLE Niklaus	 SUI.1985.22800	0:02:10.08	10	0:08:39.94	10	0:01:26.10	11		0:12:16.12	+0:00:45.37
12	281	WARD Joe	 IRL.1971.22541	0:02:15.51	18	0:08:53.20	12	0:01:26.54	13		0:12:35.25	+0:01:04.50
13	297	RIMONDO Matteo	 ITA.1984.25677	0:02:16.23	20	0:08:53.87	13	0:01:26.22	12		0:12:36.32	+0:01:05.57
14	294	SALAMIN Raphael	 SUI.1972.33723	0:02:10.65	12	0:09:03.88	16	0:01:27.05	14		0:12:41.58	+0:01:10.83
15	305	SASAKI Hiroshi	 JPN.1979.30239	0:02:13.58	16	0:09:01.73	15	0:01:27.57	15		0:12:42.88	+0:01:12.13
16	293	BODEUX Xavier	 BEL.1976.21936	0:02:11.83	13	0:09:08.98	17	0:01:28.75	17		0:12:49.56	+0:01:18.81











Stage 3 Results

Pos	Plate	Name Team	Nat EWS number	Sector 1	Pos	Sector 2	Pos	Sector 3	Pos	Penalties	Time	Gap
MEN Master 35+												
17	279	CIZINSKY Milan	CZE.1974.22018	0:02:13.50	15	0:09:01.13	14	0:01:36.70	22		0:12:51.33	+0:01:20.58
18	300	MICHALEK Viktor	SVK.1980.35835	0:02:14.00	17	0:09:17.05	18	0:01:36.29	21		0:13:07.34	+0:01:36.59
19	296	REISER Christoph	GER.1986.25635	0:02:13.47	14	0:09:31.98	22	0:01:27.62	16		0:13:13.07	+0:01:42.32
20	291	JONES Sion	GBR.1976.23430	0:02:19.00	22	0:09:24.80	20	0:01:31.15	18		0:13:14.95	+0:01:44.20
21	292	PAJMA Martin	CZE.1977.22282	0:02:20.54	23	0:09:18.66	19	0:01:35.94	20		0:13:15.14	+0:01:44.39
22	282	DAUMAS Eric	FRA.1968.22075	0:02:18.43	21	0:09:25.27	21	0:01:46.68	25		0:13:30.38	+0:01:59.63
23	303	CALAM Jeff	GBR.1978.22741	0:02:21.68	24	0:09:33.87	23	0:01:39.53	23		0:13:35.08	+0:02:04.33
24	304	HUGHES David	IRL.1971.21814	0:02:35.20	25	0:10:44.15	24	0:01:45.22	24		0:15:04.57	+0:03:33.82
25	288	KARB Ingo	GER.1973.27505	0:02:16.03	19	0:15:28.50	25	0:01:33.67	19		0:19:18.20	+0:07:47.45

Stage 3 Results

Pos	Plate	Name Team	Nat EWS number	Sector 1	Pos	Sector 2	Pos	Sector 3	Pos	Penalties	Time	Gap
MEN Under 21												
1	222	CAMOIN Francesco Specialized Racing	 FRA.2001.23545	0:01:55.79	2	<u>0:07:51.11</u>	1	0:01:17.69	7		0:11:04.59	
2	226	WARNET Manu	 NED.2001.26267	0:01:58.50	6	0:07:51.16	2	0:01:19.39	22		0:11:09.05	+0:00:04.46
3	237	MENZIES Jack Forbidden Synthesis	 CAN.2001.22519	0:01:58.52	7	0:07:55.80	3	0:01:16.87	3		0:11:11.19	+0:00:06.60
4	227	RYYNANEN Tarmo	 FIN.2002.31950	<u>0:01:55.21</u>	1	0:08:02.22	5	0:01:17.92	9		0:11:15.35	+0:00:10.76
5	235	EBDON Jake	 GBR.2001.32703	0:01:58.79	9	0:07:59.81	4	0:01:18.67	16		0:11:17.27	+0:00:12.68
6	228	STORR Alex	 GBR.2001.31009	0:01:57.77	3	0:08:04.82	8	0:01:16.83	2		0:11:19.42	+0:00:14.83
7	242	PELISSERO Simone	 ITA.2001.21940	0:02:00.35	14	0:08:05.00	10	0:01:18.25	12		0:11:23.60	+0:00:19.01
8	230	BERTINI Lisandru Lapierre Zipp Collective	 FRA.2004.36198	0:02:02.35	30	0:08:04.90	9	0:01:18.12	11		0:11:25.37	+0:00:20.78
9	223	ICARDO Alexis Theory Global Enduro Team	 FRA.2003.31902	0:02:00.64	20	0:08:07.08	11	0:01:18.70	17		0:11:26.42	+0:00:21.83
10	247	NOBLE Josh	 GBR.2001.25619	0:02:02.86	33	0:08:04.29	7	0:01:19.30	20		0:11:26.45	+0:00:21.86











Stage 3 Results

Pos	Plate	Name Team	Nat EWS number	Sector 1	Pos	Sector 2	Pos	Sector 3	Pos	Penalties	Time	Gap
MEN Under 21												
11	225	ARNAUD Nans	 FRA.2004.35462	0:02:00.75	21	0:08:10.12	13	<u>0:01:16.53</u>	1		0:11:27.40	+0:00:22.81
12	224	STERCKX Nathan	 CAN.2001.22631	0:01:59.32	12	0:08:11.80	17	0:01:17.18	6		0:11:28.30	+0:00:23.71
13	236	HANCOCK Emmett	 CAN.2002.37051	0:01:58.90	10	0:08:10.98	15	0:01:18.73	18		0:11:28.61	+0:00:24.02
14	263	SMRDEL Miha	 SLO.2004.38908	0:01:59.27	11	0:08:03.82	6	0:01:26.13	42		0:11:29.22	+0:00:24.63
15	250	COSTA GRAELL Pau	 ESP.2001.25006	0:02:00.82	22	0:08:07.50	12	0:01:22.15	31		0:11:30.47	+0:00:25.88
16	251	BRACONI Francesco	 ITA.2003.36890	0:02:00.92	23	0:08:12.10	18	0:01:18.08	10		0:11:31.10	+0:00:26.51
17	267	HOGLUND Andreas	 SWE.2002.36347	0:02:00.62	18	0:08:13.98	20	0:01:17.17	5		0:11:31.77	+0:00:27.18
18	245	LANDBO Hans	 DEN.2002.38800	0:01:58.64	8	0:08:12.33	19	0:01:20.97	25		0:11:31.94	+0:00:27.35
19	240	CHAPIN Aiden Trek Factory Racing	 USA.2002.25700	0:02:01.07	25	0:08:11.43	16	0:01:19.57	23		0:11:32.07	+0:00:27.48
20	238	BYRNE Harry	 IRL.2001.23573	0:02:04.23	34	0:08:10.93	14	0:01:18.52	15		0:11:33.68	+0:00:29.09










Stage 3 Results

Pos	Plate	Name Team	Nat EWS number	Sector 1	Pos	Sector 2	Pos	Sector 3	Pos	Penalties	Time	Gap
MEN Under 21												
21	231	PIERCY Jack Commencal Enduro Team	 GBR.2004.36927	0:01:58.19	5	0:08:18.05	24	0:01:18.50	14		0:11:34.74	+0:00:30.15
22	249	SCHEELE William	 NOR.2003.33415	0:02:02.45	31	0:08:14.15	21	0:01:20.22	24		0:11:36.82	+0:00:32.23
23	257	PAREDES MORENO Jose	 CHI.2001.23001	0:02:01.05	24	0:08:16.85	22	0:01:21.20	27		0:11:39.10	+0:00:34.51
24	241	VERNHET Axel	 FRA.2002.34183	0:02:01.28	26	0:08:17.17	23	0:01:21.35	28		0:11:39.80	+0:00:35.21
25	232	HARRIS Bradley	 NZL.2001.27637	0:02:01.92	29	0:08:19.83	25	0:01:18.83	19		0:11:40.58	+0:00:35.99
26	239	HELLY Johnathan	 CAN.2003.27147	0:02:01.75	28	0:08:21.54	26	0:01:18.44	13		0:11:41.73	+0:00:37.14
27	260	FOLCO Lorenzo		0:01:59.53	13	0:08:27.08	31	0:01:16.94	4		0:11:43.55	+0:00:38.96
28	253	HEINE Geraud	 BEL.2004.25833	0:02:02.68	32	0:08:22.02	28	0:01:19.30	20		0:11:44.00	+0:00:39.41
29	244	RANDELL Jayden	 GBR.2003.27895	0:02:01.67	27	0:08:22.01	27	0:01:23.02	33		0:11:46.70	+0:00:42.11
30	252	FILIPPI Mirko	 ITA.2001.26043	0:02:00.63	19	0:08:23.90	30	0:01:23.13	34		0:11:47.66	+0:00:43.07

Stage 3 Results

Pos	Plate	Name Team	Nat EWS number	Sector 1	Pos	Sector 2	Pos	Sector 3	Pos	Penalties	Time	Gap
MEN Under 21												
31	243	DEBOIS Jonas	 BEL.2001.24645	0:02:04.42	36	0:08:23.63	29	0:01:22.45	32		0:11:50.50	+0:00:45.91
32	233	HOFMANN Noah Kona Factory Team	 AUT.2003.36750	0:02:00.54	17	0:08:29.58	33	0:01:21.05	26		0:11:51.17	+0:00:46.58
33	272	PURTOLA Joonas	 FIN.2004.39349	0:02:04.29	35	0:08:28.80	32	0:01:22.06	30		0:11:55.15	+0:00:50.56
34	262	GOWEIL Jonas Cube Action Team	 AUT.2002.36734	0:02:00.47	16	0:08:36.30	37	0:01:21.35	28		0:11:58.12	+0:00:53.53
35	255	FREDERICKSEN GARCIA Tomas	 CHI.2001.25553	0:02:04.64	37	0:08:32.16	36	0:01:23.14	35		0:11:59.94	+0:00:55.35
36	254	EVARD Jacques	 BEL.2002.32836	0:02:06.24	40	0:08:29.75	34	0:01:24.03	38		0:12:00.02	+0:00:55.43
37	248	ENNIS Ross	 IRL.2001.25954	0:02:07.01	42	0:08:31.64	35	0:01:23.48	36		0:12:02.13	+0:00:57.54
38	234	LANI Martino	 ITA.2001.22164	0:02:00.45	15	0:08:44.08	42	0:01:17.88	8		0:12:02.41	+0:00:57.82
39	269	JONSON Noa	 SWE.2003.37674	0:02:05.46	39	0:08:36.42	38	0:01:25.80	40		0:12:07.68	+0:01:03.09
40	265	FIEDLER Zdenek	 CZE.2002.27427	0:02:04.87	38	0:08:37.60	39	0:01:25.92	41		0:12:08.39	+0:01:03.80











Stage 3 Results

Pos	Plate	Name Team	Nat EWS number	Sector 1	Pos	Sector 2	Pos	Sector 3	Pos	Penalties	Time	Gap
MEN Under 21												
41	259	FANTINO Andrea Mad Wheels - Enduro Team	 ITA.2001.25554	0:02:07.85	45	0:08:44.25	43	0:01:23.80	37		0:12:15.90	+0:01:11.31
42	268	JOHNSON Oille	 SWE.2004.39449	0:02:07.06	43	0:08:38.97	40	0:01:29.93	43		0:12:15.96	+0:01:11.37
43	271	SCHLEICHER Valentin	 GER.2002.26946	0:02:06.90	41	0:08:43.67	41	0:01:25.61	39		0:12:16.18	+0:01:11.59
44	266	HAZEN William	 USA.2002.26823	0:02:07.66	44	0:09:02.49	44	0:01:43.38	45		0:12:53.53	+0:01:48.94
45	256	SANCHEZ SALAZAR Camilo	 COL.2001.23288	0:01:58.04	4	0:09:29.86	45	0:01:35.00	44		0:13:02.90	+0:01:58.31
46	273	OLM BURNAT Pau	 ESP.2004.36762	0:02:17.38	46	0:20:00.48	46	0:03:34.34	46		0:25:52.20	+0:14:47.61
WOMEN												
1	4	CHARRE Morgane Pivot Factory Racing	 FRA.1990.21958	<u>0:02:06.68</u>	<u>1</u>	<u>0:08:31.82</u>	<u>1</u>	<u>0:01:22.28</u>	<u>1</u>		0:12:00.78	
2	45	HARDEN Harriet Trek Factory Racing	 GBR.2001.22819	0:02:09.22	6	0:08:38.87	2	0:01:28.80	12		0:12:16.89	+0:00:16.11
3	2	KOREM Noga GT Factory Racing	 ISR.1991.21660	0:02:09.55	8	0:08:45.33	6	0:01:23.02	2		0:12:17.90	+0:00:17.12











Stage 3 Results

Pos	Plate	Name Team	Nat EWS number	Sector 1	Pos	Sector 2	Pos	Sector 3	Pos	Penalties	Time	Gap
WOMEN												
4	203	PRUDKOVA Barбора	 CZE.1996.38768	0:02:08.02	3	0:08:43.97	4	0:01:26.48	4		0:12:18.47	+0:00:17.69
5	10	BARAONA Rebecca Ibis Enduro Team	 GBR.1993.21715	0:02:09.43	7	0:08:43.24	3	0:01:27.11	7		0:12:19.78	+0:00:19.00
6	49	RICHTER Raphaela Juliana Free Agents	 GER.1997.25746	0:02:08.22	4	0:08:44.85	5	0:01:27.32	8		0:12:20.39	+0:00:19.61
7	1	COURDURIER Isabeau Lapierre Zipp Collective	 FRA.1994.21731	0:02:07.91	2	0:08:50.11	9	0:01:24.85	3		0:12:22.87	+0:00:22.09
8	44	PUGIN Melanie	 FRA.1990.21693	0:02:09.74	9	0:08:47.00	8	0:01:27.40	10		0:12:24.14	+0:00:23.36
9	8	MORRISON Rae Liv Racing	 NZL.1989.21630	0:02:12.07	16	0:08:46.45	7	0:01:26.70	5		0:12:25.22	+0:00:24.44
10	58	PAULIN Louise Margareta Ibis Enduro Team	 SWE.1978.21619	0:02:10.70	12	0:08:51.25	10	0:01:29.12	13		0:12:31.07	+0:00:30.29
11	52	GEHRIG Carolin Norco Factory Team	 SUI.1987.21665	0:02:09.80	10	0:08:54.57	12	0:01:27.35	9		0:12:31.72	+0:00:30.94
12	57	NABER Tanja Juliana Free Agents	 GER.1987.22367	0:02:11.58	15	0:08:51.48	11	0:01:29.82	17		0:12:32.88	+0:00:32.10
13	6	GEHRIG Anita Norco Factory Team	 SUI.1987.21718	0:02:11.30	13	0:08:55.68	13	0:01:31.14	20		0:12:38.12	+0:00:37.34




Stage 3 Results

Pos	Plate	Name Team	Nat EWS number	Sector 1	Pos	Sector 2	Pos	Sector 3	Pos	Penalties	Time	Gap
WOMEN												
14	48	WINTON Katy	 GBR.1993.21730	0:02:12.20	17	0:08:57.75	14	0:01:29.45	14		0:12:39.40	+0:00:38.62
15	9	MILLER Miranda Kona Factory Team	 CAN.1990.21687	0:02:08.22	4	0:09:06.95	17	0:01:26.97	6		0:12:42.14	+0:00:41.36
16	7	COOK Becky	 GBR.1986.21664	0:02:11.53	14	0:09:03.60	16	0:01:27.82	11		0:12:42.95	+0:00:42.17
17	53	DUVERT Julie Theory Global Enduro Team	 FRA.1996.21719	0:02:12.75	18	0:09:03.59	15	0:01:30.05	18		0:12:46.39	+0:00:45.61
18	46	CHARLES Estelle Rossignol Factory Team	 FRA.1997.22205	0:02:13.23	20	0:09:08.00	18	0:01:29.52	15		0:12:50.75	+0:00:49.97
19	55	BRUCHLE Veronika Cube Action Team	 GER.1995.22726	0:02:13.44	22	0:09:08.23	19	0:01:30.48	19		0:12:52.15	+0:00:51.37
20	47	CONOLLY Ella	 GBR.1998.21859	0:02:15.82	23	0:09:10.43	20	0:01:29.62	16		0:12:55.87	+0:00:55.09
21	3	LANTHIER NADEAU Andreane Rocky Mountain Race Face	 CAN.1993.21609	0:02:12.91	19	0:09:12.54	21	0:01:31.65	21		0:12:57.10	+0:00:56.32
22	196	ELLECOSTA Nadine Fastlight-Abetone	 ITA.1999.25437	0:02:13.30	21	0:09:17.23	23	0:01:34.69	24		0:13:05.22	+0:01:04.44
23	193	GILL Martha	 GBR.1997.22469	0:02:19.68	26	0:09:17.10	22	0:01:40.67	29		0:13:17.45	+0:01:16.67

Stage 3 Results

Pos	Plate	Name Team	Nat EWS number	Sector 1	Pos	Sector 2	Pos	Sector 3	Pos	Penalties	Time	Gap
WOMEN												
24	199	HOVORKA Anja	 SUI.1989.37532	0:02:19.96	28	0:09:30.10	25	0:01:35.04	25		0:13:25.10	+0:01:24.32
25	200	SAVELLI Irene	 ITA.1992.22163	0:02:19.18	25	0:09:35.10	27	0:01:34.63	23		0:13:28.91	+0:01:28.13
26	191	JOLIDON Sidonie	 SUI.1987.31073	0:02:17.08	24	0:09:38.77	28	0:01:33.08	22		0:13:28.93	+0:01:28.15
27	207	LITTORIN SANDBU Anna	 NOR.2000.31919	0:02:19.93	27	0:09:34.96	26	0:01:39.80	28		0:13:34.69	+0:01:33.91
28	195	DEGN Malene	 DEN.1996.39955	0:02:25.54	32	0:09:29.78	24	0:01:39.50	27		0:13:34.82	+0:01:34.04
29	201	LINN Kera	 USA.1992.38779	0:02:20.53	29	0:09:54.58	30	0:01:36.32	26		0:13:51.43	+0:01:50.65
30	204	PROULX Marilyne	 CAN.1988.31794	0:02:24.99	31	0:09:49.61	29	0:01:43.92	31		0:13:58.52	+0:01:57.74
31	197	BJORKMAN Josefina	 SWE.1994.22313	0:02:24.65	30	0:10:01.20	31	0:01:41.23	30		0:14:07.08	+0:02:06.30
32	198	JOHNSEN Jonna	 DEN.1992.27207	0:02:31.58	33	0:10:21.45	32	0:01:51.52	32		0:14:44.55	+0:02:43.77
33	59	KINTNER Jill	 USA.1981.22648	0:02:10.13	11	0:52:09.34	33	0:04:35.26	33		0:58:54.73	+0:46:53.95

Stage 3 Results

Pos	Plate	Name Team	Nat EWS number	Sector 1	Pos	Sector 2	Pos	Sector 3	Pos	Penalties	Time	Gap
WOMEN Master 35+												
1	216	PICTON Leonie Liv Racing	 AUS.1986.22420	<u>0:02:13.18</u>	1	<u>0:09:08.42</u>	1	<u>0:01:28.21</u>	1		0:12:49.81	
2	217	NESTLEROVA Fejola Stepanka	 CZE.1985.21761	0:02:19.96	3	0:09:16.82	2	0:01:32.87	2		0:13:09.65	+0:00:19.84
3	221	VACKER Suvi	 FIN.1983.23011	0:02:18.45	2	0:09:23.95	3	0:01:40.55	4		0:13:22.95	+0:00:33.14
4	220	HUENI Alexa	 GER.1983.25329	0:02:26.39	4	0:09:59.83	4	0:01:40.35	3		0:14:06.57	+0:01:16.76
5	219	MICHEL Daniela	 SUI.1981.21559	0:02:26.88	5	0:10:09.95	5	0:01:44.85	5		0:14:21.68	+0:01:31.87
WOMEN Under 21												
1	212	TORMENA Gaia	 ITA.2002.38737	<u>0:02:07.97</u>	1	<u>0:08:53.44</u>	1	<u>0:01:26.36</u>	1		0:12:27.77	
2	208	RIVA Sophie	 ITA.2003.33949	0:02:15.70	4	0:09:02.10	2	0:01:32.05	2		0:12:49.85	+0:00:22.08
3	211	WEBER Helen	 GER.2002.36775	0:02:14.24	3	0:09:30.10	3	0:01:33.88	3		0:13:18.22	+0:00:50.45
4	209	HENDERSON Polly	 GBR.2001.22368	0:02:17.65	5	0:09:33.73	4	0:01:35.29	4		0:13:26.67	+0:00:58.90

Stage 3 Results

Pos	Plate	Name Team	Nat EWS number	Sector 1	Pos	Sector 2	Pos	Sector 3	Pos	Penalties	Time	Gap
WOMEN Under 21												
5	215	GARCÉS RESTREPO Valentina	 COL.2002.39273	0:02:30.05	6	0:10:15.44	6	0:01:44.95	5		0:14:30.44	+0:02:02.67
6	213	DAVIDSSON Elina	 SWE.2001.38290	0:02:30.80	7	0:10:33.10	7	0:01:46.62	6		0:14:50.52	+0:02:22.75
7	214	WIGGBERG Alma	 SWE.2003.39421	0:02:13.85	2	0:09:44.09	5	0:03:25.37	7		0:15:23.31	+0:02:55.54
DNF	210	GALLO FUENTES Paz	 CHI.2002.30413	0:02:16.45		0:09:51.15		0:01:32.87				

Statistics

Entries / Nations	Finished	DNF	DSQ	DNS	Weather	Temperature	Distance	Elevation
258 / 30	257	1	0	0	Strong winds; mostly sunny	24 °C		

DNF: did not finish · DNS: did not start · DSQ: disqualified