































## Stage 4 Results

Pos	Plate	Name Team	Nat EWS number	Penalties	Time	Gap
<b>MEN</b>						
1	10	<b>JOHANSEN Zakarias</b> Ibis Enduro Team	 SWE.1992.21863		<b>0:04:00.39</b>	
2	11	<b>MELAMED Jesse</b> Rocky Mountain Race Face	 CAN.1992.21596		<b>0:04:01.00</b>	+0:00:00.61
3	3	<b>MIQUEL Kevin</b> Specialized Racing	 FRA.1991.21704		<b>0:04:01.55</b>	+0:00:01.16
4	22	<b>BORGES Jose</b> Canyon Collective	 POR.1990.21669		<b>0:04:01.87</b>	+0:00:01.48
4	23	<b>LUKASIK Slawomir</b> POL.1993.24876	 POL.1993.24876		<b>0:04:01.87</b>	+0:00:01.48
6	21	<b>MOIR Jack</b> Canyon Collective	 AUS.1994.33430		<b>0:04:02.61</b>	+0:00:02.22
7	13	<b>WALLNER Robin</b> Ibis Enduro Team	 SWE.1988.21594		<b>0:04:04.68</b>	+0:00:04.29
8	38	<b>TEXTOR Christian</b> Team BULLS	 GER.1990.22845		<b>0:04:05.12</b>	+0:00:04.73
9	4	<b>TORDO Dimitri</b> Canyon Collective	 FRA.1993.21764		<b>0:04:05.65</b>	+0:00:05.26
10	14	<b>LUCAS Cole</b> Ibis Enduro Team	 NZL.1998.23013		<b>0:04:06.28</b>	+0:00:05.89










## Stage 4 Results

Pos	Plate	Name Team	Nat EWS number	Penalties	Time	Gap
<b>MEN</b>						
11	24	<b>DENIAUD Youn</b> Giant Factory Off-Road	 FRA.1996.22994		<b>0:04:06.42</b>	+0:00:06.03
12	7	<b>RUDE JR Richard</b> Yeti / Fox Factory Team	 USA.1995.21739		<b>0:04:06.66</b>	+0:00:06.27
13	2	<b>NICOLAI Florian</b> Trek Factory Racing	 FRA.1993.21749		<b>0:04:06.85</b>	+0:00:06.46
14	40	<b>VEZINA Mckay</b> Giant Factory Off-Road	 CAN.1995.21632		<b>0:04:07.60</b>	+0:00:07.21
15	30	<b>VENDEMMIA Mirco</b> Fastlight-Abetone	 ITA.1998.21871		<b>0:04:07.73</b>	+0:00:07.34
16	28	<b>OTON Damien</b> Orbea FOX Enduro Team	 FRA.1987.21728		<b>0:04:08.19</b>	+0:00:07.80
17	77	<b>FRANCARDO Tommaso</b>	 ITA.1997.22813		<b>0:04:08.21</b>	+0:00:07.82
18	27	<b>WOOLLEY Kasper</b> Yeti / OneUp PRO Team	 CAN.1999.21348		<b>0:04:08.32</b>	+0:00:07.93
19	8	<b>WALKER Matthew</b> Pivot Factory Racing	 NZL.1990.21846		<b>0:04:09.27</b>	+0:00:08.88
20	62	<b>ROPELATO Mitch</b>	 USA.1992.22734		<b>0:04:10.65</b>	+0:00:10.26










## Stage 4 Results

Pos	Plate	Name Team	Nat EWS number	Penalties	Time	Gap
<b>MEN</b>						
21	34	<b>CHARLES Clement</b> Rossignol Factory Team	 FRA.1994.22206		<b>0:04:10.66</b>	+0:00:10.27
22	61	<b>PERSAK Vid</b> Orbea FOX Enduro Team	 SLO.1996.22810		<b>0:04:10.94</b>	+0:00:10.55
23	31	<b>MAES Martin</b> GT Factory Racing	 BEL.1997.21636		<b>0:04:11.86</b>	+0:00:11.47
24	60	<b>FEARON Connor</b> Kona Factory Team	 AUS.1994.24834		<b>0:04:11.93</b>	+0:00:11.54
25	105	<b>CHARVAT Matej</b> CZE.1985.30440	 CZE.1985.30440		<b>0:04:12.00</b>	+0:00:11.61
26	37	<b>CALLAGHAN Gregory</b> Devinci Global Racing	 IRL.1991.21827		<b>0:04:12.35</b>	+0:00:11.96
27	5	<b>DAILLY Adrien</b> Lapierre Zipp Collective	 FRA.1996.21677		<b>0:04:12.37</b>	+0:00:11.98
28	70	<b>GAILLOT Baptiste</b> FRA.1991.21771	 FRA.1991.21771		<b>0:04:12.52</b>	+0:00:12.13
29	33	<b>PIGEON Hugo</b> Scott SR Suntour Enduro Team	 FRA.1996.23507		<b>0:04:13.21</b>	+0:00:12.82
30	29	<b>MURRAY Charles</b> Specialized Racing	 NZL.1996.22752		<b>0:04:13.29</b>	+0:00:12.90











## Stage 4 Results

Pos	Plate	Name Team	Nat EWS number	Penalties	Time	Gap
<b>MEN</b>						
31	96	<b>WALL Evan</b> Orbea FOX Enduro Team	 CAN.1999.23531		<b>0:04:13.35</b>	+0:00:12.96
32	81	<b>PESENTI Marcello</b>	 ITA.1994.21853		<b>0:04:13.92</b>	+0:00:13.53
33	65	<b>TORRALBA GARASA Juan Gabriel</b> Orbea FOX Enduro Team	 ESP.1997.21633		<b>0:04:14.50</b>	+0:00:14.11
34	73	<b>GRANT Kelan</b> Chain Reaction Cycles	 IRL.1993.21773		<b>0:04:14.57</b>	+0:00:14.18
35	189	<b>GRILLANDA Fabio</b>	 		<b>0:04:14.77</b>	+0:00:14.38
36	42	<b>LARBEOU Guillaume</b> Sunn French Connexion By Alpe D'Huez	 FRA.1994.25575		<b>0:04:14.83</b>	+0:00:14.44
37	163	<b>BERTA Matteo</b>	 ITA.1995.21891		<b>0:04:14.97</b>	+0:00:14.58
37	75	<b>BAUD Eliott</b>	 FRA.1998.22053		<b>0:04:14.97</b>	+0:00:14.58
39	26	<b>HEAP Elliott</b> Chain Reaction Cycles	 GBR.1998.21783		<b>0:04:15.06</b>	+0:00:14.67











## Stage 4 Results

Pos	Plate	Name Team	Nat EWS number	Penalties	Time	Gap
<b>MEN</b>						
40	64	<b>CARBALLO GONZALEZ</b> Edgar Orbea FOX Enduro Team	 ESP.1988.30531		<b>0:04:15.16</b>	+0:00:14.77
41	6	<b>GAUVIN Remi</b> Rocky Mountain Race Face	 CAN.1992.21624		<b>0:04:15.30</b>	+0:00:14.91
42	84	<b>MYSIK Milan</b> CZE.1993.22051	 CZE.1993.22051		<b>0:04:15.32</b>	+0:00:14.93
43	66	<b>NATION Joseph</b> Pole Enduro Race Team	 NZL.1989.21670		<b>0:04:15.55</b>	+0:00:15.16
44	63	<b>LUTHI Patrick</b> SUI.1992.22607	 SUI.1992.22607		<b>0:04:15.68</b>	+0:00:15.29
45	72	<b>FRANCK Gilles</b> BEL.2000.22291	 BEL.2000.22291		<b>0:04:16.52</b>	+0:00:16.13
46	32	<b>GALY Theo</b> Sunn French Connexion By Alpe D'Huez	 FRA.1990.21691		<b>0:04:16.92</b>	+0:00:16.53
47	107	<b>BLAHA Vojtech</b> CZE.1999.22684	 CZE.1999.22684		<b>0:04:17.20</b>	+0:00:16.81
48	41	<b>SECONDI Nathan</b> Fulgur Factory Team	 FRA.1999.22133		<b>0:04:17.52</b>	+0:00:17.13











## Stage 4 Results

Pos	Plate	Name Team	Nat EWS number	Penalties	Time	Gap
<b>MEN</b>						
49	43	<b>VERNER Rhys</b> Forbidden Synthesis	 CAN.1997.22407		<b>0:04:17.97</b>	+0:00:17.58
50	95	<b>KRASNY Carter</b>	 CAN.1999.22027		<b>0:04:19.07</b>	+0:00:18.68
51	138	<b>LUPATO Alex</b>	 ITA.1989.22851		<b>0:04:21.35</b>	+0:00:20.96
52	151	<b>DODINO Giacomo</b>	 ITA.1994.22466		<b>0:04:21.48</b>	+0:00:21.09
53	15	<b>NEER Shawn</b> Yeti / Fox Factory Team	 USA.1991.21712		<b>0:04:22.25</b>	+0:00:21.86
54	86	<b>SELF Daniel</b> Theory Global Enduro Team	 NZL.1998.21834		<b>0:04:22.50</b>	+0:00:22.11
55	82	<b>DRACH Torben</b>	 GER.1998.22419		<b>0:04:23.02</b>	+0:00:22.63
56	142	<b>VOTH Janik</b>	 GER.1997.25435		<b>0:04:23.30</b>	+0:00:22.91
57	85	<b>RICHARDSON John</b>	 USA.1999.22929		<b>0:04:23.50</b>	+0:00:23.11
58	90	<b>HEBERT Ambroise</b>	 FRA.1993.21934		<b>0:04:23.80</b>	+0:00:23.41

## Stage 4 Results











Pos	Plate	Name Team	Nat EWS number	Penalties	Time	Gap
<b>MEN</b>						
59	140	LUPATO Denny	 ITA.1992.22852		0:04:23.82	+0:00:23.43
60	88	PFEIL Max	 GER.1998.27442		0:04:24.12	+0:00:23.73
61	113	GROTTI Nicola Fastlight-Abetone	 ITA.2000.21925		0:04:24.25	+0:00:23.86
62	67	BLAIR Lachlan Orange Factory Racing	 GBR.1995.21426		0:04:25.07	+0:00:24.68
63	91	MOROTTI Hugo	 FRA.2000.24522		0:04:25.35	+0:00:24.96
64	83	AGURTO GALLEGUILLOS Felipe Ignacio	 CHI.2000.22474		0:04:25.90	+0:00:25.51
65	119	MIHALKOVITS Peter	 AUT.1993.23608		0:04:26.38	+0:00:25.99
66	106	KNAPEC Martin	 SVK.1994.26017		0:04:26.45	+0:00:26.06
67	87	CONNELL Joseph Orange Factory Racing	 GBR.1994.21745		0:04:26.75	+0:00:26.36
68	103	LORENZ Mehdi	 SUI.1993.27619		0:04:27.55	+0:00:27.16

## Stage 4 Results











Pos	Plate	Name Team	Nat EWS number	Penalties	Time	Gap
<b>MEN</b>						
69	176	<b>HANOUX Simon</b>	 FRA.1992.37311		<b>0:04:28.21</b>	+0:00:27.82
70	115	<b>GALLAGHER Christopher</b>	 GBR.1993.23014		<b>0:04:28.25</b>	+0:00:27.86
71	102	<b>ARNAUD Quentin</b> Sunn French Connexion By Alpe D'Huez	 FRA.1994.22628		<b>0:04:29.05</b>	+0:00:28.66
72	127	<b>OPPLIGER Timothee</b>	 SUI.1992.21701		<b>0:04:29.64</b>	+0:00:29.25
73	157	<b>LARSSON Adam</b>	 SWE.2000.30837		<b>0:04:29.75</b>	+0:00:29.36
74	92	<b>ESCUДИER Thomas</b>	 FRA.1991.21945		<b>0:04:29.90</b>	+0:00:29.51
75	133	<b>LANDMARK Ola Javold</b>	 NOR.1999.25289		<b>0:04:29.93</b>	+0:00:29.54
76	175	<b>MONTAGNI Mirco</b>	 ITA.1993.27437		<b>0:04:30.02</b>	+0:00:29.63
77	158	<b>FAGERBERG Philip</b>	 SWE.1996.25802		<b>0:04:30.08</b>	+0:00:29.69
78	131	<b>FEJER Max</b> Team Dorrong Enduro	 AUT.2000.21703		<b>0:04:30.18</b>	+0:00:29.79













## Stage 4 Results

Pos	Plate	Name Team	Nat EWS number	Penalties	Time	Gap
<b>MEN</b>						
79	104	JANSER Robin	 SUI.2000.25837		0:04:30.31	+0:00:29.92
80	143	VOTH Laurin	 GER.2000.25451		0:04:30.64	+0:00:30.25
81	97	TOOKE Jacob	 CAN.1999.22078		0:04:30.78	+0:00:30.39
82	173	ORSENIGO Marco	 ITA.1997.37352		0:04:30.86	+0:00:30.47
83	153	LETAK Petr	 CZE.1993.23009		0:04:31.05	+0:00:30.66
84	114	LICHTEN Maxime	 BEL.1996.36298		0:04:31.35	+0:00:30.96
85	168	SNOW Harry	 GBR.1993.38162		0:04:32.27	+0:00:31.88
86	137	DALPIAN Davide	 ITA.1997.21865		0:04:33.00	+0:00:32.61
87	121	RENZ Daniel	 GER.1996.26028		0:04:33.12	+0:00:32.73
88	125	HUTCHENS Chris	 GBR.1989.22999		0:04:33.25	+0:00:32.86











## Stage 4 Results

Pos	Plate	Name Team	Nat EWS number	Penalties	Time	Gap
<b>MEN</b>						
89	122	<b>DERKUM Christian</b>	 GER.1991.23043		<b>0:04:33.28</b>	+0:00:32.89
90	78	<b>RAIMONDI Matteo</b>	 ITA.1995.22277		<b>0:04:34.04</b>	+0:00:33.65
91	161	<b>JENNI Luca</b>	 SUI.1999.36806		<b>0:04:34.12</b>	+0:00:33.73
92	110	<b>CARROLL Gavin</b>	 IRL.1993.35848		<b>0:04:34.43</b>	+0:00:34.04
93	118	<b>MUELLER Igor</b> WeRide Racing Team	 SUI.1996.22665		<b>0:04:34.45</b>	+0:00:34.06
94	124	<b>OMDAL Oskar</b>	 NOR.2000.32277		<b>0:04:34.58</b>	+0:00:34.19
95	109	<b>RYAN Fergus</b>	 GBR.1993.22458		<b>0:04:35.22</b>	+0:00:34.83
96	132	<b>DEMUYLDER Jonas</b>	 BEL.1997.25196		<b>0:04:35.93</b>	+0:00:35.54
97	171	<b>BELLINGER Corey</b>	 USA.1988.32389		<b>0:04:36.27</b>	+0:00:35.88
98	160	<b>TUCKER Richard</b>	 GBR.1991.36353		<b>0:04:36.54</b>	+0:00:36.15











## Stage 4 Results

Pos	Plate	Name Team	Nat EWS number	Penalties	Time	Gap
<b>MEN</b>						
99	187	SITTA Dominique	 ITA.1997.34836		0:04:36.57	+0:00:36.18
100	147	MORRA Gwenael	 FRA.1990.24830		0:04:36.68	+0:00:36.29
101	120	PETER Stefan	 SUI.1992.23004		0:04:36.96	+0:00:36.57
102	111	BURNS CONTRERAS Jerónimo	 CHI.2000.33352		0:04:38.67	+0:00:38.28
103	117	SUKCHANYA Chinnapat	 THA.2000.39129		0:04:38.85	+0:00:38.46
104	145	HASSFELD Joel	 GER.1998.33907		0:04:39.27	+0:00:38.88
105	94	WILSON Thomas Orange Factory Racing	 GBR.2000.22553		0:04:40.68	+0:00:40.29
106	129	SCHWENK Robert	 GER.1994.23041		0:04:41.67	+0:00:41.28
106	130	HOBON CARRASCO Pablo	 CHI.1992.33496		0:04:41.67	+0:00:41.28
108	165	ANITAN Mihai-Andrei	 ROU.1999.35857		0:04:42.02	+0:00:41.63










## Stage 4 Results

Pos	Plate	Name Team	Nat EWS number	Penalties	Time	Gap
<b>MEN</b>						
109	79	<b>SERVANT Camille</b>	 FRA.1994.22691		<b>0:04:42.82</b>	+0:00:42.43
110	169	<b>COUTURE Charles</b>	 CAN.1999.29610		<b>0:04:44.05</b>	+0:00:43.66
111	123	<b>BEAN Nicolas</b> Theory Global Enduro Team	 USA.1999.22730		<b>0:04:44.30</b>	+0:00:43.91
112	164	<b>KOLAR Michael</b>	 SVK.1992.30439		<b>0:04:44.46</b>	+0:00:44.07
113	183	<b>CLAUDI Julian</b>	 GER.1999.33500		<b>0:04:44.59</b>	+0:00:44.20
114	154	<b>BAILLIF Florent</b>	 SUI.1998.32580		<b>0:04:44.78</b>	+0:00:44.39
115	184	<b>WUENSCHER Anton Lauritz</b>	 GER.1993.33245		<b>0:04:45.27</b>	+0:00:44.88
116	136	<b>BERTUSSI Florian</b>	 FRA.1995.26303		<b>0:04:47.73</b>	+0:00:47.34
117	155	<b>HORNQVIST Adrian</b>	 SWE.1987.23208		<b>0:04:48.28</b>	+0:00:47.89
118	135	<b>BISSON Zian</b>	 FRA.2000.26059		<b>0:04:48.71</b>	+0:00:48.32











## Stage 4 Results

Pos	Plate	Name Team	Nat EWS number	Penalties	Time	Gap
<b>MEN</b>						
119	177	<b>COLANGE Vincent</b>	 FRA.1990.21932		<b>0:04:49.09</b>	+0:00:48.70
120	188	<b>MAIRHOFER Andreas</b>	 ITA.1998.25438		<b>0:04:49.18</b>	+0:00:48.79
121	186	<b>VARBANOV Stoyan</b>	 BUL.1993.33464		<b>0:04:49.29</b>	+0:00:48.90
122	174	<b>FURLANI Gianluca</b>	 ITA.1999.39383		<b>0:04:49.88</b>	+0:00:49.49
123	181	<b>CHRIST Jan</b>	 GER.1998.25376		<b>0:04:50.20</b>	+0:00:49.81
124	150	<b>MARCHESE Francesco</b> Mad Wheels - Enduro Team	 ITA.2000.32885		<b>0:04:50.27</b>	+0:00:49.88
125	126	<b>HEIMEL Paul</b>	 AUT.1987.24509		<b>0:04:50.40</b>	+0:00:50.01
126	152	<b>SZYMCZUK Lukasz</b>	 POL.1995.23313		<b>0:04:50.87</b>	+0:00:50.48
127	148	<b>GIACOBINI Francesco</b> Mad Wheels - Enduro Team	 ITA.1998.22865		<b>0:04:52.55</b>	+0:00:52.16
128	149	<b>GIACOBINI Stefano</b> Mad Wheels - Enduro Team	 ITA.2000.22864		<b>0:04:52.80</b>	+0:00:52.41











## Stage 4 Results

Pos	Plate	Name Team	Nat EWS number	Penalties	Time	Gap
<b>MEN</b>						
129	116	ROSSI Saben	 USA.1985.23371		0:04:53.08	+0:00:52.69
130	112	DIEU Antonio	 FRA.1989.26701		0:04:53.91	+0:00:53.52
131	182	SCHELBERT Aron	 SUI.2000.24501		0:04:56.93	+0:00:56.54
132	101	DAUMAS Theo	 FRA.1996.21873		0:04:57.92	+0:00:57.53
133	25	VIDAL Antoine Commencal Enduro Team	 FRA.2001.25035		0:05:10.45	+0:01:10.06
134	80	CASADEI Nicola	 ITA.1989.21878		0:05:23.51	+0:01:23.12
135	69	KANGAS Oliwer	 SWE.1992.33903		0:07:06.92	+0:03:06.53
136	179	SCHNETTLER Christoph Felix	 GER.1992.33926		0:07:26.99	+0:03:26.60
<b>MEN   Master 35+</b>						
1	274	AMOUR Karim	 FRA.1975.21696		0:04:24.65	

## Stage 4 Results










Pos	Plate	Name Team	Nat EWS number	Penalties	Time	Gap
<b>MEN   Master 35+</b>						
2	280	WEIDEMANN Mads	 DEN.1982.33629		0:04:35.42	+0:00:10.77
3	284	ANDRE Simon	 FRA.1981.39387		0:04:36.47	+0:00:11.82
4	277	FRUET Martino	 ITA.1977.22431		0:04:37.86	+0:00:13.21
5	302	JOHNSEN Espen	 NOR.1980.22840		0:04:39.38	+0:00:14.73
6	278	HUGHES James	 GBR.1979.25577		0:04:39.60	+0:00:14.95
7	285	NEGRO Claudio	 SUI.1985.22754		0:04:40.97	+0:00:16.32
8	275	CORRE Ludovic	 FRA.1983.21638		0:04:43.37	+0:00:18.72
9	297	RIMONDO Matteo	 ITA.1984.25677		0:04:46.32	+0:00:21.67
10	283	CARREZ Cedric Lapierre Zipp Collective	 FRA.1978.23588		0:04:49.05	+0:00:24.40
11	289	MOESLE Niklaus	 SUI.1985.22800		0:04:52.84	+0:00:28.19

## Stage 4 Results











Pos	Plate	Name Team	Nat EWS number	Penalties	Time	Gap
<b>MEN   Master 35+</b>						
12	279	<b>CIZINSKY Milan</b>	 CZE.1974.22018		<b>0:04:54.18</b>	+0:00:29.53
13	299	<b>ZILAK Frantisek</b>	 CZE.1981.22627		<b>0:04:56.26</b>	+0:00:31.61
14	294	<b>SALAMIN Raphael</b>	 SUI.1972.33723		<b>0:04:59.04</b>	+0:00:34.39
15	296	<b>REISER Christoph</b>	 GER.1986.25635		<b>0:05:07.22</b>	+0:00:42.57
16	281	<b>WARD Joe</b>	 IRL.1971.22541		<b>0:05:08.83</b>	+0:00:44.18
17	293	<b>BODEUX Xavier</b>	 BEL.1976.21936		<b>0:05:09.57</b>	+0:00:44.92
18	288	<b>KARB Ingo</b>	 GER.1973.27505		<b>0:05:21.14</b>	+0:00:56.49
19	292	<b>PAJMA Martin</b>	 CZE.1977.22282		<b>0:05:24.65</b>	+0:01:00.00
20	305	<b>SASAKI Hiroshi</b>	 JPN.1979.30239		<b>0:05:24.89</b>	+0:01:00.24
21	282	<b>DAUMAS Eric</b>	 FRA.1968.22075		<b>0:05:25.06</b>	+0:01:00.41













## Stage 4 Results

Pos	Plate	Name Team	Nat EWS number	Penalties	Time	Gap
<b>MEN   Master 35+</b>						
22	303	<b>CALAM Jeff</b>	 GBR.1978.22741		<b>0:05:37.05</b>	+0:01:12.40
23	300	<b>MICHALEK Viktor</b>	 SVK.1980.35835		<b>0:05:43.48</b>	+0:01:18.83
<b>MEN   Under 21</b>						
1	222	<b>CAMOIN Francesco</b> Specialized Racing	 FRA.2001.23545		<b>0:04:14.66</b>	
2	231	<b>PIERCY Jack</b> Commencal Enduro Team	 GBR.2004.36927		<b>0:04:15.00</b>	+0:00:00.34
3	237	<b>MENZIES Jack</b> Forbidden Synthesis	 CAN.2001.22519		<b>0:04:15.93</b>	+0:00:01.27
4	227	<b>RYYNANEN Tarmo</b>	 FIN.2002.31950		<b>0:04:16.82</b>	+0:00:02.16
5	228	<b>STORR Alex</b>	 GBR.2001.31009		<b>0:04:19.20</b>	+0:00:04.54
6	240	<b>CHAPIN Aiden</b> Trek Factory Racing	 USA.2002.25700		<b>0:04:21.25</b>	+0:00:06.59
7	256	<b>SANCHEZ SALAZAR Camilo</b>	 COL.2001.23288		<b>0:04:22.16</b>	+0:00:07.50











## Stage 4 Results

Pos	Plate	Name Team	Nat EWS number	Penalties	Time	Gap
<b>MEN   Under 21</b>						
8	242	PELISSERO Simone	 ITA.2001.21940		0:04:23.56	+0:00:08.90
9	234	LANI Martino	 ITA.2001.22164		0:04:24.88	+0:00:10.22
10	232	HARRIS Bradley	 NZL.2001.27637		0:04:25.08	+0:00:10.42
11	267	HOGLUND Andreas	 SWE.2002.36347		0:04:25.17	+0:00:10.51
12	239	HELLY Johnathan	 CAN.2003.27147		0:04:25.20	+0:00:10.54
13	249	SCHEELE William	 NOR.2003.33415		0:04:25.27	+0:00:10.61
14	251	BRACONI Francesco	 ITA.2003.36890		0:04:25.29	+0:00:10.63
15	233	HOFMANN Noah Kona Factory Team	 AUT.2003.36750		0:04:25.32	+0:00:10.66
16	223	ICARDO Alexis Theory Global Enduro Team	 FRA.2003.31902		0:04:25.38	+0:00:10.72
17	235	EBDON Jake	 GBR.2001.32703		0:04:25.92	+0:00:11.26










## Stage 4 Results

Pos	Plate	Name Team	Nat EWS number	Penalties	Time	Gap
<b>MEN   Under 21</b>						
18	250	<b>COSTA GRAELL Pau</b>	 ESP.2001.25006		<b>0:04:25.93</b>	+0:00:11.27
19	224	<b>STERCKX Nathan</b>	 CAN.2001.22631		<b>0:04:25.98</b>	+0:00:11.32
20	230	<b>BERTINI Lisandru</b> Lapierre Zipp Collective	 FRA.2004.36198		<b>0:04:26.25</b>	+0:00:11.59
21	241	<b>VERNHET Axel</b>	 FRA.2002.34183		<b>0:04:27.88</b>	+0:00:13.22
22	245	<b>LANDBO Hans</b>	 DEN.2002.38800		<b>0:04:27.95</b>	+0:00:13.29
23	262	<b>GOWEIL Jonas</b> Cube Action Team	 AUT.2002.36734		<b>0:04:28.50</b>	+0:00:13.84
24	272	<b>PURTOLA Joonas</b>	 FIN.2004.39349		<b>0:04:30.36</b>	+0:00:15.70
25	263	<b>SMRDEL Miha</b>	 SLO.2004.38908		<b>0:04:30.62</b>	+0:00:15.96
26	236	<b>HANCOCK Emmett</b>	 CAN.2002.37051		<b>0:04:30.63</b>	+0:00:15.97
27	252	<b>FILIPPI Mirko</b>	 ITA.2001.26043		<b>0:04:35.38</b>	+0:00:20.72











## Stage 4 Results

Pos	Plate	Name Team	Nat EWS number	Penalties	Time	Gap
<b>MEN   Under 21</b>						
28	238	BYRNE Harry	 IRL.2001.23573		0:04:35.62	+0:00:20.96
29	243	DEBOIS Jonas	 BEL.2001.24645		0:04:36.29	+0:00:21.63
30	257	PAREDES MORENO Jose	 CHI.2001.23001		0:04:37.93	+0:00:23.27
31	225	ARNAUD Nans	 FRA.2004.35462		0:04:38.10	+0:00:23.44
32	265	FIEDLER Zdenek	 CZE.2002.27427		0:04:38.13	+0:00:23.47
33	247	NOBLE Josh	 GBR.2001.25619		0:04:40.50	+0:00:25.84
34	253	HEINE Geraud	 BEL.2004.25833		0:04:40.57	+0:00:25.91
35	244	RANDELL Jayden	 GBR.2003.27895		0:04:40.64	+0:00:25.98
36	260	FOLCO Lorenzo			0:04:41.87	+0:00:27.21
37	255	FREDERICKSEN GARCIA Tomas	 CHI.2001.25553		0:04:44.90	+0:00:30.24











## Stage 4 Results

Pos	Plate	Name Team	Nat EWS number	Penalties	Time	Gap
<b>MEN   Under 21</b>						
38	269	<b>JONSON Noa</b>	 SWE.2003.37674		<b>0:04:46.25</b>	+0:00:31.59
39	259	<b>FANTINO Andrea</b> Mad Wheels - Enduro Team	 ITA.2001.25554		<b>0:04:46.78</b>	+0:00:32.12
40	248	<b>ENNIS Ross</b>	 IRL.2001.25954		<b>0:04:50.22</b>	+0:00:35.56
41	254	<b>EVRARD Jacques</b>	 BEL.2002.32836		<b>0:04:50.90</b>	+0:00:36.24
42	271	<b>SCHLEICHER Valentin</b>	 GER.2002.26946		<b>0:05:07.15</b>	+0:00:52.49
43	268	<b>JOHNSSON Oile</b>	 SWE.2004.39449		<b>0:05:31.45</b>	+0:01:16.79
44	226	<b>WARNET Manu</b>	 NED.2001.26267		<b>0:11:36.38</b>	+0:07:21.72
<b>WOMEN</b>						
1	1	<b>COURDURIER Isabeau</b> Lapierre Zipp Collective	 FRA.1994.21731		<b>0:04:46.29</b>	
2	45	<b>HARDEN Harriet</b> Trek Factory Racing	 GBR.2001.22819		<b>0:04:49.68</b>	+0:00:03.39











## Stage 4 Results

Pos	Plate	Name Team	Nat EWS number	Penalties	Time	Gap
<b>WOMEN</b>						
3	44	<b>PUGIN Melanie</b>	 FRA.1990.21693		<b>0:04:50.75</b>	+0:00:04.46
4	9	<b>MILLER Miranda</b> Kona Factory Team	 CAN.1990.21687		<b>0:04:51.12</b>	+0:00:04.83
5	4	<b>CHARRE Morgane</b> Pivot Factory Racing	 FRA.1990.21958		<b>0:04:51.30</b>	+0:00:05.01
6	10	<b>BARAONA Rebecca</b> Ibis Enduro Team	 GBR.1993.21715		<b>0:04:52.07</b>	+0:00:05.78
7	2	<b>KOREM Noga</b> GT Factory Racing	 ISR.1991.21660		<b>0:04:53.67</b>	+0:00:07.38
8	58	<b>PAULIN Louise Margareta</b> Ibis Enduro Team	 SWE.1978.21619		<b>0:04:55.70</b>	+0:00:09.41
9	8	<b>MORRISON Rae</b> Liv Racing	 NZL.1989.21630		<b>0:04:58.86</b>	+0:00:12.57
10	7	<b>COOK Becky</b>	 GBR.1986.21664		<b>0:04:59.17</b>	+0:00:12.88
11	49	<b>RICHTER Raphaela</b> Juliana Free Agents	 GER.1997.25746		<b>0:04:59.22</b>	+0:00:12.93
12	48	<b>WINTON Katy</b>	 GBR.1993.21730		<b>0:05:00.65</b>	+0:00:14.36

## Stage 4 Results










Pos	Plate	Name Team	Nat EWS number	Penalties	Time	Gap
<b>WOMEN</b>						
13	6	<b>GEHRIG Anita</b> Norco Factory Team	 SUI.1987.21718		0:05:03.77	+0:00:17.48
14	57	<b>NABER Tanja</b> Juliana Free Agents	 GER.1987.22367		0:05:04.00	+0:00:17.71
15	203	<b>PRUDKOVA Barbora</b>	 CZE.1996.38768		0:05:04.35	+0:00:18.06
16	46	<b>CHARLES Estelle</b> Rossignol Factory Team	 FRA.1997.22205		0:05:04.45	+0:00:18.16
17	52	<b>GEHRIG Carolin</b> Norco Factory Team	 SUI.1987.21665		0:05:04.46	+0:00:18.17
18	3	<b>LANTHIER NADEAU Andreane</b> Rocky Mountain Race Face	 CAN.1993.21609		0:05:06.55	+0:00:20.26
19	53	<b>DUVERT Julie</b> Theory Global Enduro Team	 FRA.1996.21719		0:05:11.50	+0:00:25.21
20	55	<b>BRUCHLE Veronika</b> Cube Action Team	 GER.1995.22726		0:05:14.83	+0:00:28.54
21	47	<b>CONOLLY Ella</b>	 GBR.1998.21859		0:05:15.27	+0:00:28.98
22	191	<b>JOLIDON Sidonie</b>	 SUI.1987.31073		0:05:17.56	+0:00:31.27

## Stage 4 Results




Pos	Plate	Name Team	Nat EWS number	Penalties	Time	Gap
<b>WOMEN</b>						
23	196	<b>ELLECOSTA Nadine</b> Fastlight-Abetone	 ITA.1999.25437		<b>0:05:18.10</b>	+0:00:31.81
24	200	<b>SAVELLI Irene</b>	 ITA.1992.22163		<b>0:05:28.36</b>	+0:00:42.07
25	199	<b>HOVORKA Anja</b>	 SUI.1989.37532		<b>0:05:32.18</b>	+0:00:45.89
26	207	<b>LITTORIN SANDBU Anna</b>	 NOR.2000.31919		<b>0:05:33.72</b>	+0:00:47.43
27	201	<b>LINN Kera</b>	 USA.1992.38779		<b>0:05:37.17</b>	+0:00:50.88
28	193	<b>GILL Martha</b>	 GBR.1997.22469		<b>0:05:37.50</b>	+0:00:51.21
29	195	<b>DEGN Malene</b>	 DEN.1996.39955		<b>0:05:48.98</b>	+0:01:02.69
30	197	<b>BJORKMAN Josefina</b>	 SWE.1994.22313		<b>0:06:01.55</b>	+0:01:15.26
31	198	<b>JOHNSEN Jonna</b>	 DEN.1992.27207		<b>0:06:02.77</b>	+0:01:16.48
32	204	<b>PROULX Marilyne</b>	 CAN.1988.31794		<b>0:06:10.43</b>	+0:01:24.14



## Stage 4 Results

Pos	Plate	Name Team	Nat EWS number	Penalties	Time	Gap
<b>WOMEN   Master 35+</b>						
1	216	<b>PICTON Leonie</b> Liv Racing	 AUS.1986.22420		<b>0:05:08.45</b>	
2	217	<b>NESTLEROVA Fejola</b> Stepanka	 CZE.1985.21761		<b>0:05:24.51</b>	+0:00:16.06
3	221	<b>VACKER Suvi</b>	 FIN.1983.23011		<b>0:05:42.91</b>	+0:00:34.46
4	220	<b>HUENI Alexa</b>	 GER.1983.25329		<b>0:05:54.58</b>	+0:00:46.13
5	219	<b>MICHEL Daniela</b>	 SUI.1981.21559		<b>0:06:07.65</b>	+0:00:59.20
<b>WOMEN   Under 21</b>						
1	212	<b>TORMENA Gaia</b>	 ITA.2002.38737		<b>0:05:00.47</b>	
2	208	<b>RIVA Sophie</b>	 ITA.2003.33949		<b>0:05:09.92</b>	+0:00:09.45
3	209	<b>HENDERSON Polly</b>	 GBR.2001.22368		<b>0:05:30.25</b>	+0:00:29.78
4	211	<b>WEBER Helen</b>	 GER.2002.36775		<b>0:05:31.65</b>	+0:00:31.18

## Stage 4 Results

Pos	Plate	Name Team	Nat EWS number	Penalties	Time	Gap
<b>WOMEN   Under 21</b>						
5	213	DAVIDSSON Elina	 SWE.2001.38290		0:06:00.52	+0:01:00.05
6	215	GARCES RESTREPO Valentina	 COL.2002.39273		0:06:08.48	+0:01:08.01
DNF	210	GALLO FUENTES Paz	 CHI.2002.30413			

### Statistics

Entries / Nations	Finished	DNF	DSQ	DNS	Weather	Temperature	Distance	Elevation
247 / 30	246	1	0	0	Strong winds; mostly sunny	24 °C		

DNF: did not finish · DNS: did not start · DSQ: disqualified