






























## Stage 5 Results

Pos	Plate	Name Team	Nat EWS number	Penalties	Time	Gap
<b>MEN</b>						
1	21	<b>MOIR Jack</b> Canyon Collective	 AUS.1994.33430		<b>0:02:19.25</b>	
2	7	<b>RUDE JR Richard</b> Yeti / Fox Factory Team	 USA.1995.21739		<b>0:02:19.40</b>	+0:00:00.15
3	23	<b>LUKASIK Slawomir</b>	 POL.1993.24876		<b>0:02:21.77</b>	+0:00:02.52
4	2	<b>NICOLAI Florian</b> Trek Factory Racing	 FRA.1993.21749		<b>0:02:21.78</b>	+0:00:02.53
5	64	<b>CARBALLO GONZALEZ Edgar</b> Orbea FOX Enduro Team	 ESP.1988.30531		<b>0:02:21.90</b>	+0:00:02.65
6	4	<b>TORDO Dimitri</b> Canyon Collective	 FRA.1993.21764		<b>0:02:22.77</b>	+0:00:03.52
7	27	<b>WOOLLEY Kasper</b> Yeti / OneUp PRO Team	 CAN.1999.21348		<b>0:02:22.95</b>	+0:00:03.70
8	33	<b>PIGEON Hugo</b> Scott SR Suntour Enduro Team	 FRA.1996.23507		<b>0:02:23.25</b>	+0:00:04.00
9	11	<b>MELAMED Jesse</b> Rocky Mountain Race Face	 CAN.1992.21596		<b>0:02:23.89</b>	+0:00:04.64











## Stage 5 Results

Pos	Plate	Name Team	Nat EWS number	Penalties	Time	Gap
<b>MEN</b>						
10	13	<b>WALLNER Robin</b> Ibis Enduro Team	 SWE.1988.21594		<b>0:02:23.92</b>	+0:00:04.67
11	41	<b>SECONDI Nathan</b> Fulgur Factory Team	 FRA.1999.22133		<b>0:02:24.00</b>	+0:00:04.75
12	10	<b>JOHANSEN Zakarias</b> Ibis Enduro Team	 SWE.1992.21863		<b>0:02:24.58</b>	+0:00:05.33
13	26	<b>HEAP Elliott</b> Chain Reaction Cycles	 GBR.1998.21783		<b>0:02:24.70</b>	+0:00:05.45
14	30	<b>VENDEMMIA Mirco</b> Fastlight-Abetone	 ITA.1998.21871		<b>0:02:24.75</b>	+0:00:05.50
15	34	<b>CHARLES Clement</b> Rossignol Factory Team	 FRA.1994.22206		<b>0:02:24.97</b>	+0:00:05.72
16	43	<b>VERNER Rhys</b> Forbidden Synthesis	 CAN.1997.22407		<b>0:02:25.05</b>	+0:00:05.80
17	31	<b>MAES Martin</b> GT Factory Racing	 BEL.1997.21636		<b>0:02:25.60</b>	+0:00:06.35
18	63	<b>LUTHI Patrick</b>	 SUI.1992.22607		<b>0:02:25.65</b>	+0:00:06.40
19	22	<b>BORGES Jose</b> Canyon Collective	 POR.1990.21669		<b>0:02:26.06</b>	+0:00:06.81











## Stage 5 Results

Pos	Plate	Name Team	Nat EWS number	Penalties	Time	Gap
<b>MEN</b>						
20	28	<b>OTON Damien</b> Orbea FOX Enduro Team	 FRA.1987.21728		<b>0:02:26.13</b>	+0:00:06.88
21	3	<b>MIQUEL Kevin</b> Specialized Racing	 FRA.1991.21704		<b>0:02:26.55</b>	+0:00:07.30
22	96	<b>WALL Evan</b> Orbea FOX Enduro Team	 CAN.1999.23531		<b>0:02:26.70</b>	+0:00:07.45
23	61	<b>PERSAK Vid</b> Orbea FOX Enduro Team	 SLO.1996.22810		<b>0:02:27.50</b>	+0:00:08.25
24	6	<b>GAUVIN Remi</b> Rocky Mountain Race Face	 CAN.1992.21624		<b>0:02:27.79</b>	+0:00:08.54
25	29	<b>MURRAY Charles</b> Specialized Racing	 NZL.1996.22752		<b>0:02:27.85</b>	+0:00:08.60
26	42	<b>LARBEYOU Guillaume</b> Sunn French Connexion By Alpe D'Huez	 FRA.1994.25575		<b>0:02:27.99</b>	+0:00:08.74
27	75	<b>BAUD Eliott</b>	 FRA.1998.22053		<b>0:02:28.02</b>	+0:00:08.77
28	73	<b>GRANT Kelan</b> Chain Reaction Cycles	 IRL.1993.21773		<b>0:02:28.10</b>	+0:00:08.85
29	24	<b>DENIAUD Youn</b> Giant Factory Off-Road	 FRA.1996.22994		<b>0:02:28.23</b>	+0:00:08.98











## Stage 5 Results

Pos	Plate	Name Team	Nat EWS number	Penalties	Time	Gap
<b>MEN</b>						
30	14	<b>LUCAS Cole</b> Ibis Enduro Team	 NZL.1998.23013		0:02:28.73	+0:00:09.48
31	105	<b>CHARVAT Matej</b>	 CZE.1985.30440		0:02:28.74	+0:00:09.49
32	84	<b>MYSIK Milan</b>	 CZE.1993.22051		0:02:28.90	+0:00:09.65
33	37	<b>CALLAGHAN Gregory</b> Devinci Global Racing	 IRL.1991.21827		0:02:28.94	+0:00:09.69
34	62	<b>ROPELATO Mitch</b>	 USA.1992.22734		0:02:29.10	+0:00:09.85
35	72	<b>FRANCK Gilles</b>	 BEL.2000.22291		0:02:29.20	+0:00:09.95
36	163	<b>BERTA Matteo</b>	 ITA.1995.21891		0:02:29.54	+0:00:10.29
37	5	<b>DAILLY Adrien</b> Lapierre Zipp Collective	 FRA.1996.21677		0:02:29.55	+0:00:10.30
38	32	<b>GALY Theo</b> Sunn French Connexion By Alpe D'Huez	 FRA.1990.21691		0:02:30.22	+0:00:10.97
39	60	<b>FEARON Connor</b> Kona Factory Team	 AUS.1994.24834		0:02:30.36	+0:00:11.11











## Stage 5 Results

Pos	Plate	Name Team	Nat EWS number	Penalties	Time	Gap
<b>MEN</b>						
40	40	<b>VEZINA Mckay</b> Giant Factory Off-Road	 CAN.1995.21632		<b>0:02:30.59</b>	+0:00:11.34
41	38	<b>TEXTOR Christian</b> Team BULLS	 GER.1990.22845		<b>0:02:30.65</b>	+0:00:11.40
42	65	<b>TORRALBA GARASA Juan Gabriel</b> Orbea FOX Enduro Team	 ESP.1997.21633		<b>0:02:30.80</b>	+0:00:11.55
43	82	<b>DRACH Torben</b>	 GER.1998.22419		<b>0:02:30.85</b>	+0:00:11.60
44	138	<b>LUPATO Alex</b>	 ITA.1989.22851		<b>0:02:31.00</b>	+0:00:11.75
44	66	<b>NATION Joseph</b> Pole Enduro Race Team	 NZL.1989.21670		<b>0:02:31.00</b>	+0:00:11.75
46	131	<b>FEJER Max</b> Team Dorrong Enduro	 AUT.2000.21703		<b>0:02:32.44</b>	+0:00:13.19
47	15	<b>NEER Shawn</b> Yeti / Fox Factory Team	 USA.1991.21712		<b>0:02:33.08</b>	+0:00:13.83
48	80	<b>CASADEI Nicola</b>	 ITA.1989.21878		<b>0:02:33.21</b>	+0:00:13.96
49	78	<b>RAIMONDI Matteo</b>	 ITA.1995.22277		<b>0:02:33.25</b>	+0:00:14.00











## Stage 5 Results

Pos	Plate	Name Team	Nat EWS number	Penalties	Time	Gap
<b>MEN</b>						
50	107	<b>BLAHA</b> Vojtech	 CZE.1999.22684		<b>0:02:33.85</b>	+0:00:14.60
51	70	<b>GAILLOT</b> Baptiste	 FRA.1991.21771		<b>0:02:33.95</b>	+0:00:14.70
52	87	<b>CONNELL</b> Joseph Orange Factory Racing	 GBR.1994.21745		<b>0:02:34.12</b>	+0:00:14.87
53	102	<b>ARNAUD</b> Quentin Sunn French Connexion By Alpe D'Huez	 FRA.1994.22628		<b>0:02:34.57</b>	+0:00:15.32
54	67	<b>BLAIR</b> Lachlan Orange Factory Racing	 GBR.1995.21426		<b>0:02:34.58</b>	+0:00:15.33
55	77	<b>FRANCARDO</b> Tommaso	 ITA.1997.22813		<b>0:02:34.64</b>	+0:00:15.39
56	176	<b>HANOUX</b> Simon	 FRA.1992.37311		<b>0:02:34.69</b>	+0:00:15.44
57	106	<b>KNAPEC</b> Martin	 SVK.1994.26017		<b>0:02:34.75</b>	+0:00:15.50
58	95	<b>KRASNY</b> Carter	 CAN.1999.22027		<b>0:02:34.82</b>	+0:00:15.57
59	92	<b>ESCUDIER</b> Thomas	 FRA.1991.21945		<b>0:02:35.07</b>	+0:00:15.82

## Stage 5 Results











Pos	Plate	Name Team	Nat EWS number	Penalties	Time	Gap
<b>MEN</b>						
60	103	LORENZ Mehdi	 SUI.1993.27619		0:02:35.26	+0:00:16.01
61	152	SZYMCZUK Lukasz	 POL.1995.23313		0:02:35.37	+0:00:16.12
62	81	PESENTI Marcello	 ITA.1994.21853		0:02:35.68	+0:00:16.43
63	90	HEBERT Ambroise	 FRA.1993.21934		0:02:35.75	+0:00:16.50
64	88	PFEIL Max	 GER.1998.27442		0:02:36.15	+0:00:16.90
65	125	HUTCHENS Chris	 GBR.1989.22999		0:02:36.24	+0:00:16.99
66	86	SELF Daniel Theory Global Enduro Team	 NZL.1998.21834		0:02:36.32	+0:00:17.07
67	91	MOROTTI Hugo	 FRA.2000.24522		0:02:36.37	+0:00:17.12
68	79	SERVANT Camille	 FRA.1994.22691		0:02:36.70	+0:00:17.45
69	161	JENNI Luca	 SUI.1999.36806		0:02:36.96	+0:00:17.71

## Stage 5 Results











Pos	Plate	Name Team	Nat EWS number	Penalties	Time	Gap
<b>MEN</b>						
70	140	LUPATO Denny	 ITA.1992.22852		0:02:37.15	+0:00:17.90
71	157	LARSSON Adam	 SWE.2000.30837		0:02:37.33	+0:00:18.08
72	104	JANSER Robin	 SUI.2000.25837		0:02:37.37	+0:00:18.12
73	115	GALLAGHER Christopher	 GBR.1993.23014		0:02:37.55	+0:00:18.30
74	143	VOTH Laurin	 GER.2000.25451		0:02:37.62	+0:00:18.37
75	119	MIHALKOVITS Peter	 AUT.1993.23608		0:02:38.20	+0:00:18.95
76	127	OPPLIGER Timothee	 SUI.1992.21701		0:02:38.44	+0:00:19.19
77	110	CARROLL Gavin	 IRL.1993.35848		0:02:39.85	+0:00:20.60
78	175	MONTAGNI Mirco	 ITA.1993.27437		0:02:39.94	+0:00:20.69
79	120	PETER Stefan	 SUI.1992.23004		0:02:40.19	+0:00:20.94













## Stage 5 Results

Pos	Plate	Name Team	Nat EWS number	Penalties	Time	Gap
<b>MEN</b>						
80	133	LANDMARK Ola Javold	 NOR.1999.25289		0:02:40.35	+0:00:21.10
81	130	HOBON CARRASCO Pablo	 CHI.1992.33496		0:02:40.75	+0:00:21.50
82	97	TOOKE Jacob	 CAN.1999.22078		0:02:42.42	+0:00:23.17
83	83	AGURTO GALLEGUILLOS Felipe Ignacio	 CHI.2000.22474		0:02:42.73	+0:00:23.48
84	113	GROTTI Nicola Fastlight-Abetone	 ITA.2000.21925		0:02:42.91	+0:00:23.66
85	142	VOTH Janik	 GER.1997.25435		0:02:43.15	+0:00:23.90
85	118	MUELLER Igor WeRide Racing Team	 SUI.1996.22665		0:02:43.15	+0:00:23.90
87	114	LICHTEN Maxime	 BEL.1996.36298		0:02:43.73	+0:00:24.48
88	135	BISSON Zian	 FRA.2000.26059		0:02:44.35	+0:00:25.10
88	121	RENZ Daniel	 GER.1996.26028		0:02:44.35	+0:00:25.10











## Stage 5 Results

Pos	Plate	Name Team	Nat EWS number	Penalties	Time	Gap
<b>MEN</b>						
90	111	<b>BURNS CONTRERAS</b> Jeronimo	 CHI.2000.33352		<b>0:02:44.42</b>	+0:00:25.17
91	153	<b>LETAK Petr</b>	 CZE.1993.23009		<b>0:02:44.48</b>	+0:00:25.23
92	122	<b>DERKUM Christian</b>	 GER.1991.23043		<b>0:02:44.65</b>	+0:00:25.40
93	158	<b>FAGERBERG Philip</b>	 SWE.1996.25802		<b>0:02:45.04</b>	+0:00:25.79
94	160	<b>TUCKER Richard</b>	 GBR.1991.36353		<b>0:02:45.20</b>	+0:00:25.95
95	129	<b>SCHWENK Robert</b>	 GER.1994.23041		<b>0:02:45.22</b>	+0:00:25.97
96	168	<b>SNOW Harry</b>	 GBR.1993.38162		<b>0:02:45.32</b>	+0:00:26.07
97	147	<b>MORRA Gwenael</b>	 FRA.1990.24830		<b>0:02:45.43</b>	+0:00:26.18
98	151	<b>DODINO Giacomo</b>	 ITA.1994.22466		<b>0:02:45.94</b>	+0:00:26.69
99	94	<b>WILSON Thomas</b> Orange Factory Racing	 GBR.2000.22553		<b>0:02:46.14</b>	+0:00:26.89











## Stage 5 Results

Pos	Plate	Name Team	Nat EWS number	Penalties	Time	Gap
<b>MEN</b>						
100	187	SITTA Dominique	 ITA.1997.34836		0:02:46.24	+0:00:26.99
101	132	DEMUYLDER Jonas	 BEL.1997.25196		0:02:46.66	+0:00:27.41
102	171	BELLINGER Corey	 USA.1988.32389		0:02:46.70	+0:00:27.45
102	188	MAIRHOFER Andreas	 ITA.1998.25438		0:02:46.70	+0:00:27.45
104	117	SUKCHANYA Chinnapat	 THA.2000.39129		0:02:47.58	+0:00:28.33
105	137	DALPIAN Davide	 ITA.1997.21865		0:02:47.83	+0:00:28.58
106	173	ORSENIGO Marco	 ITA.1997.37352		0:02:48.28	+0:00:29.03
107	155	HORNQVIST Adrian	 SWE.1987.23208		0:02:48.29	+0:00:29.04
108	150	MARCHESE Francesco Mad Wheels - Enduro Team	 ITA.2000.32885		0:02:48.47	+0:00:29.22
109	184	WUENSCHER Anton Lauritz	 GER.1993.33245		0:02:48.84	+0:00:29.59










## Stage 5 Results

Pos	Plate	Name Team	Nat EWS number	Penalties	Time	Gap
<b>MEN</b>						
110	124	<b>OMDAL Oskar</b>	 NOR.2000.32277		<b>0:02:48.98</b>	+0:00:29.73
111	123	<b>BEAN Nicolas</b> Theory Global Enduro Team	 USA.1999.22730		<b>0:02:49.75</b>	+0:00:30.50
112	112	<b>DIEU Antonio</b>	 FRA.1989.26701		<b>0:02:51.20</b>	+0:00:31.95
113	174	<b>FURLANI Gianluca</b>	 ITA.1999.39383		<b>0:02:51.40</b>	+0:00:32.15
114	109	<b>RYAN Fergus</b>	 GBR.1993.22458		<b>0:02:51.47</b>	+0:00:32.22
115	145	<b>HASSFELD Joel</b>	 GER.1998.33907		<b>0:02:52.13</b>	+0:00:32.88
116	154	<b>BAILLIF Florent</b>	 SUI.1998.32580		<b>0:02:52.20</b>	+0:00:32.95
117	136	<b>BERTUSSI Florian</b>	 FRA.1995.26303		<b>0:02:52.33</b>	+0:00:33.08
118	149	<b>GIACOBINI Stefano</b> Mad Wheels - Enduro Team	 ITA.2000.22864		<b>0:02:52.70</b>	+0:00:33.45
119	177	<b>COLANGE Vincent</b>	 FRA.1990.21932		<b>0:02:52.77</b>	+0:00:33.52











## Stage 5 Results

Pos	Plate	Name Team	Nat EWS number	Penalties	Time	Gap
<b>MEN</b>						
120	126	HEIMEL Paul	 AUT.1987.24509		0:02:53.81	+0:00:34.56
121	181	CHRIST Jan	 GER.1998.25376		0:02:54.32	+0:00:35.07
122	164	KOLAR Michael	 SVK.1992.30439		0:02:54.53	+0:00:35.28
123	183	CLAUDI Julian	 GER.1999.33500		0:02:55.36	+0:00:36.11
124	148	GIACOBINI Francesco Mad Wheels - Enduro Team	 ITA.1998.22865		0:02:55.73	+0:00:36.48
125	169	COUTURE Charles	 CAN.1999.29610		0:02:57.40	+0:00:38.15
126	179	SCHNETTLER Christoph Felix	 GER.1992.33926		0:03:05.25	+0:00:46.00
127	189	GRILLANDA Fabio			0:03:05.84	+0:00:46.59
128	182	SCHELBERT Aron	 SUI.2000.24501		0:03:06.92	+0:00:47.67
129	85	RICHARDSON John	 USA.1999.22929		0:03:16.22	+0:00:56.97











## Stage 5 Results

Pos	Plate	Name Team	Nat EWS number	Penalties	Time	Gap
<b>MEN</b>						
130	101	<b>DAUMAS Theo</b>	 FRA.1996.21873		<b>0:03:16.50</b>	+0:00:57.25
131	116	<b>ROSSI Saben</b>	 USA.1985.23371		<b>0:03:27.50</b>	+0:01:08.25
132	8	<b>WALKER Matthew</b> Pivot Factory Racing	 NZL.1990.21846		<b>0:03:57.55</b>	+0:01:38.30
133	165	<b>ANITAN Mihai-Andrei</b>	 ROU.1999.35857		<b>0:04:02.00</b>	+0:01:42.75
134	25	<b>VIDAL Antoine</b> Commencal Enduro Team	 FRA.2001.25035		<b>0:08:15.57</b>	+0:05:56.32
135	186	<b>VARBANOV Stoyan</b>	 BUL.1993.33464		<b>0:09:11.07</b>	+0:06:51.82
<b>MEN   Master 35+</b>						
1	277	<b>FRUET Martino</b>	 ITA.1977.22431		<b>0:02:33.12</b>	
2	278	<b>HUGHES James</b>	 GBR.1979.25577		<b>0:02:35.70</b>	+0:00:02.58
3	274	<b>AMOUR Karim</b>	 FRA.1975.21696		<b>0:02:35.83</b>	+0:00:02.71

## Stage 5 Results











Pos	Plate	Name Team	Nat EWS number	Penalties	Time	Gap
<b>MEN   Master 35+</b>						
4	284	ANDRE Simon	 FRA.1981.39387		0:02:43.60	+0:00:10.48
5	285	NEGRO Claudio	 SUI.1985.22754		0:02:45.32	+0:00:12.20
6	299	ZILAK Frantisek	 CZE.1981.22627		0:02:45.80	+0:00:12.68
7	302	JOHNSEN Espen	 NOR.1980.22840		0:02:45.90	+0:00:12.78
8	275	CORRE Ludovic	 FRA.1983.21638		0:02:47.15	+0:00:14.03
9	280	WEIDEMANN Mads	 DEN.1982.33629		0:02:51.57	+0:00:18.45
10	289	MOESLE Niklaus	 SUI.1985.22800		0:02:55.75	+0:00:22.63
11	296	REISER Christoph	 GER.1986.25635		0:02:56.11	+0:00:22.99
12	297	RIMONDO Matteo	 ITA.1984.25677		0:02:57.61	+0:00:24.49
13	288	KARB Ingo	 GER.1973.27505		0:02:59.93	+0:00:26.81

## Stage 5 Results











Pos	Plate	Name Team	Nat EWS number	Penalties	Time	Gap
<b>MEN   Master 35+</b>						
14	283	<b>CARREZ Cedric</b> Lapierre Zipp Collective	 FRA.1978.23588		<b>0:03:00.98</b>	+0:00:27.86
15	293	<b>BODEUX Xavier</b>	 BEL.1976.21936		<b>0:03:04.17</b>	+0:00:31.05
16	294	<b>SALAMIN Raphael</b>	 SUI.1972.33723		<b>0:03:04.70</b>	+0:00:31.58
17	300	<b>MICHALEK Viktor</b>	 SVK.1980.35835		<b>0:03:07.57</b>	+0:00:34.45
18	305	<b>SASAKI Hiroshi</b>	 JPN.1979.30239		<b>0:03:07.73</b>	+0:00:34.61
19	279	<b>CIZINSKY Milan</b>	 CZE.1974.22018		<b>0:03:07.78</b>	+0:00:34.66
20	292	<b>PAJMA Martin</b>	 CZE.1977.22282		<b>0:03:10.67</b>	+0:00:37.55
21	282	<b>DAUMAS Eric</b>	 FRA.1968.22075		<b>0:03:10.95</b>	+0:00:37.83
22	281	<b>WARD Joe</b>	 IRL.1971.22541		<b>0:03:14.05</b>	+0:00:40.93
23	303	<b>CALAM Jeff</b>	 GBR.1978.22741		<b>0:03:26.17</b>	+0:00:53.05













## Stage 5 Results

Pos	Plate	Name Team	Nat EWS number	Penalties	Time	Gap
<b>MEN   Under 21</b>						
1	228	<b>STORR Alex</b>	 GBR.2001.31009		<b>0:02:27.27</b>	
2	222	<b>CAMOIN Francesco</b> Specialized Racing	 FRA.2001.23545		<b>0:02:28.23</b>	+0:00:00.96
3	226	<b>WARNET Manu</b>	 NED.2001.26267		<b>0:02:28.41</b>	+0:00:01.14
4	237	<b>MENZIES Jack</b> Forbidden Synthesis	 CAN.2001.22519		<b>0:02:31.07</b>	+0:00:03.80
5	235	<b>EBDON Jake</b>	 GBR.2001.32703		<b>0:02:31.54</b>	+0:00:04.27
6	236	<b>HANCOCK Emmett</b>	 CAN.2002.37051		<b>0:02:31.78</b>	+0:00:04.51
7	263	<b>SMRDEL Miha</b>	 SLO.2004.38908		<b>0:02:32.82</b>	+0:00:05.55
8	239	<b>HELLY Johnathan</b>	 CAN.2003.27147		<b>0:02:33.22</b>	+0:00:05.95
9	223	<b>ICARDO Alexis</b> Theory Global Enduro Team	 FRA.2003.31902		<b>0:02:33.31</b>	+0:00:06.04
10	230	<b>BERTINI Lisandru</b> Lapierre Zipp Collective	 FRA.2004.36198		<b>0:02:33.37</b>	+0:00:06.10











## Stage 5 Results

Pos	Plate	Name Team	Nat EWS number	Penalties	Time	Gap
<b>MEN   Under 21</b>						
11	231	<b>PIERCY Jack</b> Commencal Enduro Team	 GBR.2004.36927		<b>0:02:33.93</b>	+0:00:06.66
12	242	<b>PELISSERO Simone</b>	 ITA.2001.21940		<b>0:02:36.45</b>	+0:00:09.18
13	256	<b>SANCHEZ SALAZAR Camilo</b>	 COL.2001.23288		<b>0:02:37.82</b>	+0:00:10.55
14	240	<b>CHAPIN Aiden</b> Trek Factory Racing	 USA.2002.25700		<b>0:02:37.93</b>	+0:00:10.66
15	267	<b>HOGLUND Andreas</b>	 SWE.2002.36347		<b>0:02:38.45</b>	+0:00:11.18
16	224	<b>STERCKX Nathan</b>	 CAN.2001.22631		<b>0:02:38.50</b>	+0:00:11.23
17	227	<b>RYYNANEN Tarmo</b>	 FIN.2002.31950		<b>0:02:38.64</b>	+0:00:11.37
18	249	<b>SCHEELE William</b>	 NOR.2003.33415		<b>0:02:39.84</b>	+0:00:12.57
19	272	<b>PURTOLA Joonas</b>	 FIN.2004.39349		<b>0:02:40.07</b>	+0:00:12.80
20	253	<b>HEINE Geraud</b>	 BEL.2004.25833		<b>0:02:42.05</b>	+0:00:14.78










## Stage 5 Results

Pos	Plate	Name Team	Nat EWS number	Penalties	Time	Gap
<b>MEN   Under 21</b>						
21	238	BYRNE Harry	 IRL.2001.23573		0:02:42.15	+0:00:14.88
22	245	LANDBO Hans	 DEN.2002.38800		0:02:42.22	+0:00:14.95
23	243	DEBOIS Jonas	 BEL.2001.24645		0:02:42.97	+0:00:15.70
24	254	EVARD Jacques	 BEL.2002.32836		0:02:43.10	+0:00:15.83
25	241	VERNHET Axel	 FRA.2002.34183		0:02:43.43	+0:00:16.16
26	244	RANDELL Jayden	 GBR.2003.27895		0:02:43.89	+0:00:16.62
27	233	HOFMANN Noah Kona Factory Team	 AUT.2003.36750		0:02:44.32	+0:00:17.05
28	262	GOWEIL Jonas Cube Action Team	 AUT.2002.36734		0:02:45.47	+0:00:18.20
29	234	LANI Martino	 ITA.2001.22164		0:02:46.38	+0:00:19.11
30	247	NOBLE Josh	 GBR.2001.25619		0:02:46.66	+0:00:19.39











## Stage 5 Results

Pos	Plate	Name Team	Nat EWS number	Penalties	Time	Gap
<b>MEN   Under 21</b>						
31	260	FOLCO Lorenzo			0:02:46.85	+0:00:19.58
32	255	FREDERICKSEN GARCIA Tomas	 CHI.2001.25553		0:02:48.08	+0:00:20.81
33	251	BRACONI Francesco	 ITA.2003.36890		0:02:49.30	+0:00:22.03
34	248	ENNIS Ross	 IRL.2001.25954		0:02:49.93	+0:00:22.66
35	259	FANTINO Andrea Mad Wheels - Enduro Team	 ITA.2001.25554		0:02:52.35	+0:00:25.08
36	271	SCHLEICHER Valentin	 GER.2002.26946		0:02:52.77	+0:00:25.50
37	269	JONSON Noa	 SWE.2003.37674		0:02:53.60	+0:00:26.33
38	250	COSTA GRAELL Pau	 ESP.2001.25006		0:02:53.96	+0:00:26.69
39	265	FIEDLER Zdenek	 CZE.2002.27427		0:02:55.22	+0:00:27.95
40	257	PAREDES MORENO Jose	 CHI.2001.23001		0:02:56.78	+0:00:29.51











## Stage 5 Results

Pos	Plate	Name Team	Nat EWS number	Penalties	Time	Gap
<b>MEN   Under 21</b>						
41	252	<b>FILIPPI Mirko</b>	 ITA.2001.26043		<b>0:03:01.00</b>	+0:00:33.73
42	225	<b>ARNAUD Nans</b>	 FRA.2004.35462		<b>0:03:01.93</b>	+0:00:34.66
43	268	<b>JOHNSSON Oile</b>	 SWE.2004.39449		<b>0:03:14.82</b>	+0:00:47.55
44	232	<b>HARRIS Bradley</b>	 NZL.2001.27637		<b>0:03:20.37</b>	+0:00:53.10
<b>WOMEN</b>						
1	10	<b>BARAONA Rebecca</b> Ibis Enduro Team	 GBR.1993.21715		<b>0:02:52.40</b>	
2	4	<b>CHARRE Morgane</b> Pivot Factory Racing	 FRA.1990.21958		<b>0:02:53.10</b>	+0:00:00.70
3	1	<b>COURDURIER Isabeau</b> Lapierre Zipp Collective	 FRA.1994.21731		<b>0:02:53.83</b>	+0:00:01.43
4	44	<b>PUGIN Melanie</b>	 FRA.1990.21693		<b>0:02:53.94</b>	+0:00:01.54
5	3	<b>LANTHIER NADEAU Andreane</b> Rocky Mountain Race Face	 CAN.1993.21609		<b>0:02:58.13</b>	+0:00:05.73










## Stage 5 Results

Pos	Plate	Name Team	Nat EWS number	Penalties	Time	Gap
<b>WOMEN</b>						
6	45	<b>HARDEN Harriet</b> Trek Factory Racing	 GBR.2001.22819		<b>0:02:58.68</b>	+0:00:06.28
7	9	<b>MILLER Miranda</b> Kona Factory Team	 CAN.1990.21687		<b>0:02:59.60</b>	+0:00:07.20
8	2	<b>KOREM Noga</b> GT Factory Racing	 ISR.1991.21660		<b>0:02:59.72</b>	+0:00:07.32
9	46	<b>CHARLES Estelle</b> Rossignol Factory Team	 FRA.1997.22205		<b>0:03:00.68</b>	+0:00:08.28
10	6	<b>GEHRIG Anita</b> Norco Factory Team	 SUI.1987.21718		<b>0:03:00.70</b>	+0:00:08.30
11	8	<b>MORRISON Rae</b> Liv Racing	 NZL.1989.21630		<b>0:03:02.83</b>	+0:00:10.43
12	7	<b>COOK Becky</b> Trek Factory Racing	 GBR.1986.21664		<b>0:03:03.17</b>	+0:00:10.77
13	203	<b>PRUDKOVA Barbora</b> Trek Factory Racing	 CZE.1996.38768		<b>0:03:04.60</b>	+0:00:12.20
14	49	<b>RICHTER Raphaela</b> Juliana Free Agents	 GER.1997.25746		<b>0:03:07.43</b>	+0:00:15.03
15	47	<b>CONOLLY Ella</b> Trek Factory Racing	 GBR.1998.21859		<b>0:03:07.75</b>	+0:00:15.35

## Stage 5 Results










Pos	Plate	Name Team	Nat EWS number	Penalties	Time	Gap
<b>WOMEN</b>						
16	48	<b>WINTON Katy</b>	 GBR.1993.21730		<b>0:03:10.80</b>	+0:00:18.40
17	58	<b>PAULIN Louise Margareta</b> Ibis Enduro Team	 SWE.1978.21619		<b>0:03:10.94</b>	+0:00:18.54
18	53	<b>DUVERT Julie</b> Theory Global Enduro Team	 FRA.1996.21719		<b>0:03:11.23</b>	+0:00:18.83
19	55	<b>BRUCHLE Veronika</b> Cube Action Team	 GER.1995.22726		<b>0:03:12.07</b>	+0:00:19.67
20	57	<b>NABER Tanja</b> Juliana Free Agents	 GER.1987.22367		<b>0:03:12.80</b>	+0:00:20.40
21	196	<b>ELLECOSTA Nadine</b> Fastlight-Abetone	 ITA.1999.25437		<b>0:03:13.98</b>	+0:00:21.58
22	199	<b>HOVORKA Anja</b>	 SUI.1989.37532		<b>0:03:17.10</b>	+0:00:24.70
23	52	<b>GEHRIG Carolin</b> Norco Factory Team	 SUI.1987.21665		<b>0:03:18.09</b>	+0:00:25.69
24	191	<b>JOLIDON Sidonie</b>	 SUI.1987.31073		<b>0:03:21.00</b>	+0:00:28.60
25	193	<b>GILL Martha</b>	 GBR.1997.22469		<b>0:03:22.62</b>	+0:00:30.22

## Stage 5 Results

Pos	Plate	Name Team	Nat EWS number	Penalties	Time	Gap
<b>WOMEN</b>						
26	207	LITTORIN SANDBU Anna	 NOR.2000.31919		0:03:31.65	+0:00:39.25
27	201	LINN Kera	 USA.1992.38779		0:03:32.84	+0:00:40.44
28	197	BJORKMAN Josefine	 SWE.1994.22313		0:03:34.88	+0:00:42.48
29	195	DEGN Malene	 DEN.1996.39955		0:03:38.54	+0:00:46.14
30	198	JOHNSEN Jonna	 DEN.1992.27207		0:03:43.26	+0:00:50.86
31	200	SAVELLI Irene	 ITA.1992.22163		0:03:58.67	+0:01:06.27
32	204	PROULX Marilyne	 CAN.1988.31794		0:04:03.43	+0:01:11.03
<b>WOMEN   Master 35+</b>						
1	221	VACKER Suvi	 FIN.1983.23011		0:03:19.13	
2	217	NESTLEROVA Fejola Stepanka	 CZE.1985.21761		0:03:25.06	+0:00:05.93



## Stage 5 Results

Pos	Plate	Name Team	Nat EWS number	Penalties	Time	Gap
<b>WOMEN   Master 35+</b>						
3	216	<b>PICTON Leonie</b> Liv Racing	 AUS.1986.22420		<b>0:03:30.17</b>	+0:00:11.04
4	219	<b>MICHEL Daniela</b>	 SUI.1981.21559		<b>0:03:40.20</b>	+0:00:21.07
5	220	<b>HUENI Alexa</b>	 GER.1983.25329		<b>0:03:44.60</b>	+0:00:25.47
<b>WOMEN   Under 21</b>						
1	212	<b>TORMENA Gaia</b>	 ITA.2002.38737		<b>0:02:59.23</b>	
2	208	<b>RIVA Sophie</b>	 ITA.2003.33949		<b>0:03:15.65</b>	+0:00:16.42
3	211	<b>WEBER Helen</b>	 GER.2002.36775		<b>0:03:19.02</b>	+0:00:19.79
4	209	<b>HENDERSON Polly</b>	 GBR.2001.22368		<b>0:03:19.70</b>	+0:00:20.47
5	215	<b>GARCES RESTREPO Valentina</b>	 COL.2002.39273		<b>0:04:00.95</b>	+0:01:01.72
DNF	210	<b>GALLO FUENTES Paz</b>	 CHI.2002.30413			

## Stage 5 Results

### Statistics

Entries / Nations	Finished	DNF	DSQ	DNS	Weather	Temperature	Distance	Elevation
245 / 30	244	1	0	0	Strong winds; mostly sunny	24 °C		

DNF: did not finish · DNS: did not start · DSQ: disqualified