























# Vittoria EWS Tweed Valley

Innerleithen, Scotland  
02 & 03 October 2021












## EWS100 Results

Pos	Plate	Name Team	Nat EWS number	Stage 1 Stage 5	Pos Pos	Stage 2	Pos	Stage 3	Pos	Stage 4	Pos	Penalties	Time	Gap
<b>EWS100   MEN</b>														
1	1033	HURLEY Joshua	 GBR.1995.27543	0:03:56.93 0:05:11.38	6 1	<u>0:04:33.62</u>	1	0:04:52.72	2	0:03:54.18	2		<b>0:22:28.83</b>	
2	1001	JAMES Myles	 GBR.1995.35092	0:04:02.39 0:05:18.50	17 3	0:04:43.80	3	0:04:56.65	4	<u>0:03:49.72</u>	1		<b>0:22:51.06</b>	+0:00:22.23
3	1034	GULLAND Morgan	 GBR.1995.37228	0:04:01.63 0:05:17.95	13 2	0:04:46.98	4	0:04:58.88	7	0:04:02.30	8		<b>0:23:07.74</b>	+0:00:38.91
4	1016	NEEDHAM Tom		0:03:50.83 0:05:28.71	2 9	0:04:58.02	14	0:05:00.43	10	0:03:57.42	6		<b>0:23:15.41</b>	+0:00:46.58
5	1130	HOCKENHULL Matt		0:03:54.51 0:05:24.28	5 4	0:04:47.81	5	0:05:03.16	15	0:04:05.73	11		<b>0:23:15.49</b>	+0:00:46.66
6	1038	DONALDSON Gary		<u>0:03:50.82</u> 0:05:25.13	1 5	0:04:53.53	11	0:04:59.85	9	0:04:08.81	19		<b>0:23:18.14</b>	+0:00:49.31
7	1035	MACKIE Calum		0:03:53.37 0:05:30.88	3 11	0:04:51.65	9	0:05:03.01	14	0:03:59.62	7		<b>0:23:18.53</b>	+0:00:49.70
8	1083	BRADDOCK Grant	 GBR.1994.32865	0:04:02.26 0:05:38.53	16 19	0:04:49.17	6	0:04:57.26	5	0:03:57.23	4		<b>0:23:24.45</b>	+0:00:55.62
9	1004	WOOLLEY Scott Martin		0:04:06.29 0:05:29.95	26 10	0:04:43.00	2	0:04:58.31	6	0:04:07.23	15		<b>0:23:24.78</b>	+0:00:55.95
10	1132	COWE Lewis		0:04:07.79 0:05:27.79	31 6	0:04:50.02	7	0:05:07.25	21	0:04:05.58	10		<b>0:23:38.43</b>	+0:01:09.60
11	1002	MCRITCHIE Ruairidh	 GBR.1995.22333	0:04:01.56 0:05:32.70	12 14	0:04:54.31	12	0:05:02.13	11	0:04:08.31	17		<b>0:23:39.01</b>	+0:01:10.18

## EWS100 Results

Pos	Plate	Name Team	Nat EWS number	Stage 1 Stage 5	Pos Pos	Stage 2	Pos	Stage 3	Pos	Stage 4	Pos	Penalties	Time	Gap
<b>EWS100   MEN</b>														
12	1140	MARSHALL Ross	 GBR.1994.32431	0:03:53.52 0:05:56.83	4 50	0:04:59.35	18	0:04:55.69	3	0:03:57.37	5		<b>0:23:42.76</b>	+0:01:13.93
13	1095	HARVEY Harry	 GBR.1988.25805	0:03:58.38 0:05:28.08	9 7	0:05:09.50	37	0:05:02.66	12	0:04:07.07	14		<b>0:23:45.69</b>	+0:01:16.86
14	1079	FLACK Luke	 GBR.1996.26269	0:04:05.23 0:05:28.60	23 8	0:04:58.96	17	0:05:05.37	19	0:04:10.30	25		<b>0:23:48.46</b>	+0:01:19.63
15	1017	SCOTT Owen	 GBR.2000.37802	0:04:01.21 0:05:42.82	10 25	0:05:08.03	34	<u>0:04:50.41</u>	<u>1</u>	0:04:07.85	16		<b>0:23:50.32</b>	+0:01:21.49
16	1194	BEIGHTON Jordan	 	0:04:06.53 0:05:44.32	28 31	0:05:03.17	28	0:05:04.74	17	0:03:55.45	3		<b>0:23:54.21</b>	+0:01:25.38
17	1059	LOWE Joshua	 	0:04:05.74 0:05:36.33	25 15	0:04:58.33	15	0:05:08.41	23	0:04:08.74	18		<b>0:23:57.55</b>	+0:01:28.72
18	1031	JONES Ben	 GBR.1997.26272	0:04:04.98 0:05:31.09	22 12	0:05:00.83	22	0:05:12.38	28	0:04:09.15	22		<b>0:23:58.43</b>	+0:01:29.60
19	1189	DART James	 	0:04:03.13 0:05:36.87	20 16	0:05:02.45	27	0:05:07.17	20	0:04:09.42	23		<b>0:23:59.04</b>	+0:01:30.21
20	1010	HOLE Dan	 	0:04:02.03 0:05:45.06	14 32	0:05:05.17	31	0:05:04.98	18	0:04:03.66	9		<b>0:24:00.90</b>	+0:01:32.07
21	1089	THURLOW Simon	 	0:04:02.06 0:05:48.32	15 34	0:04:59.52	20	0:05:04.34	16	0:04:06.75	13		<b>0:24:00.99</b>	+0:01:32.16
22	1456	WRIGHT Jordan	 	0:03:58.02 0:05:52.85	8 40	0:04:53.39	10	0:05:10.10	24	0:04:11.75	28		<b>0:24:06.11</b>	+0:01:37.28












## EWS100 Results

Pos	Plate	Name Team	Nat EWS number	Stage 1 Stage 5	Pos Pos	Stage 2	Pos	Stage 3	Pos	Stage 4	Pos	Penalties	Time	Gap
<b>EWS100   MEN</b>														
23	1185	<b>BERRY Greg</b>	 GBR.1993.34878	0:04:06.70 0:05:48.75	29 37	0:04:58.50	16	0:05:07.72	22	0:04:08.95	20		<b>0:24:10.62</b>	+0:01:41.79
24	1006	<b>REA Michael</b>	 IRL.1992.37221	0:04:19.92 0:05:31.37	55 13	0:05:01.10	23	0:05:12.03	26	0:04:06.53	12		<b>0:24:10.95</b>	+0:01:42.12
25	1103	<b>JONES Vivian</b>	 GBR.1992.32863	0:04:11.00 0:05:58.25	34 53	0:04:54.52	13	0:04:59.13	8	0:04:09.10	21		<b>0:24:12.00</b>	+0:01:43.17
26	1126	<b>JOHNSTON Ross</b>	 GBR.1992.32863	0:03:57.32 0:05:49.19	7 38	0:05:01.30	24	0:05:15.84	40	0:04:11.07	27		<b>0:24:14.72</b>	+0:01:45.89
27	1129	<b>HOCKENHULL Sam</b>	 GBR.1992.32863	0:04:01.21 0:05:57.25	10 51	0:04:59.40	19	0:05:12.33	27	0:04:10.24	24		<b>0:24:20.43</b>	+0:01:51.60
28	1080	<b>CROSSLAND Callum</b>	 GBR.1992.32863	0:04:10.75 0:05:38.57	33 20	0:05:07.59	33	0:05:13.25	29	0:04:13.45	32		<b>0:24:23.61</b>	+0:01:54.78
29	1066	<b>BARNWELL Joe</b>	 GBR.1992.32863	0:04:12.73 0:05:40.25	38 22	0:05:01.58	25	0:05:14.10	31	0:04:18.25	41		<b>0:24:26.91</b>	+0:01:58.08
30	1045	<b>HARDIE Angus</b>	 GBR.1997.37096	0:04:06.96 0:05:43.81	30 27	0:05:12.00	43	0:05:14.20	32	0:04:12.58	31		<b>0:24:29.55</b>	+0:02:00.72
31	1036	<b>CARCHRIE Douglas</b>	 GBR.1998.22436	0:04:16.09 0:05:42.38	50 24	0:04:59.76	21	0:05:17.28	43	0:04:14.18	34		<b>0:24:29.69</b>	+0:02:00.86
32	1205	<b>KING Ethan</b>	 GBR.1997.24736	0:04:03.05 0:06:09.42	18 64	0:05:06.02	32	0:05:15.75	38	0:04:11.98	29		<b>0:24:46.22</b>	+0:02:17.39
33	1005	<b>FOTHERGILL Alistair</b>	 GBR.1995.26854	0:04:19.96 0:05:43.95	56 29	0:05:13.38	46	0:05:14.57	33	0:04:15.00	36		<b>0:24:46.86</b>	+0:02:18.03












# Vittoria EWS Tweed Valley

Innerleithen, Scotland  
02 & 03 October 2021












## EWS100 Results

Pos	Plate	Name Team	Nat EWS number	Stage 1 Stage 5	Pos Pos	Stage 2	Pos	Stage 3	Pos	Stage 4	Pos	Penalties	Time	Gap
<b>EWS100   MEN</b>														
34	1013	HORNER Youen	 IRL.1994.36235	0:04:14.29 0:05:38.35	43 18	0:05:11.97	42	0:05:24.68	56	0:04:17.82	39		<b>0:24:47.11</b>	+0:02:18.28
35	1067	WELCH Matt		0:04:15.87 0:05:44.00	49 30	0:05:17.13	50	0:05:16.38	41	0:04:14.61	35		<b>0:24:47.99</b>	+0:02:19.16
36	1009	WESTGARTH Josef		0:04:19.10 0:05:41.95	54 23	0:05:03.20	29	0:05:24.03	53	0:04:20.22	43		<b>0:24:48.50</b>	+0:02:19.67
37	1086	MURPHY Michael		0:04:11.83 0:05:48.63	36 35	0:05:17.28	51	0:05:22.78	50	0:04:10.65	26		<b>0:24:51.17</b>	+0:02:22.34
38	1187	DELBRIDGE Jack		0:04:03.07 0:05:55.23	19 45	0:05:13.06	45	0:05:13.71	30	0:04:28.04	57		<b>0:24:53.11</b>	+0:02:24.28
39	1040	TENNANT Laurie	 GBR.2000.36224	0:04:20.02 0:05:39.47	57 21	0:05:23.00	57	0:05:15.03	34	0:04:16.25	37		<b>0:24:53.77</b>	+0:02:24.94
40	1082	TURNER Robbie	 GBR.1989.30304	0:04:10.41 0:05:53.87	32 42	0:05:10.66	39	0:05:15.26	35	0:04:27.07	55		<b>0:24:57.27</b>	+0:02:28.44
41	1406	DAVIS Garreth	 IRL.1991.33601	0:04:23.74 0:05:47.85	65 33	0:05:04.15	30	0:05:25.77	59	0:04:18.71	42		<b>0:25:00.22</b>	+0:02:31.39
42	1199	GOODALL George		0:04:11.37 0:05:55.38	35 47	0:05:09.61	38	0:05:24.03	53	0:04:23.05	47		<b>0:25:03.44</b>	+0:02:34.61
43	1044	SEYMOUR Lewis	 GBR.1996.25097	0:04:18.94 0:05:43.93	53 28	0:05:25.08	61	0:05:17.10	42	0:04:26.38	54		<b>0:25:11.43</b>	+0:02:42.60
44	1179	WILLIAMS Darren		0:04:06.33 0:06:07.73	27 60	0:05:18.10	52	0:05:24.53	55	0:04:17.10	38		<b>0:25:13.79</b>	+0:02:44.96

## EWS100 Results

Pos	Plate	Name Team	Nat EWS number	Stage 1 Stage 5	Pos Pos	Stage 2	Pos	Stage 3	Pos	Stage 4	Pos	Penalties	Time	Gap
<b>EWS100   MEN</b>														
45	1133	THOMPSON Peter		0:04:20.58 0:05:55.28	60 46	0:05:20.38	53	0:05:25.60	58	0:04:12.08	30		<b>0:25:13.92</b>	+0:02:45.09
46	1061	HARRISON Joe		0:04:05.41 0:06:07.65	24 59	0:05:27.50	65	0:05:15.78	39	0:04:23.39	49		<b>0:25:19.73</b>	+0:02:50.90
47	1104	BARRETT Seth	 GBR.1999.37637	0:04:03.96 0:06:08.75	21 62	0:05:12.93	44	0:05:17.91	44	0:04:42.83	90		<b>0:25:26.38</b>	+0:02:57.55
48	1193	WEDDELL James		0:04:16.83 0:06:05.23	51 57	0:05:27.70	66	0:05:23.34	52	0:04:13.48	33		<b>0:25:26.58</b>	+0:02:57.75
49	1081	GRIFFIN AI		0:04:31.43 0:05:53.47	83 41	0:05:08.22	35	0:05:22.77	49	0:04:31.65	68		<b>0:25:27.54</b>	+0:02:58.71
50	1050	ALLEN James	 GBR.1993.35942	0:04:12.79 0:05:54.88	39 44	0:05:36.06	76	0:05:18.57	45	0:04:26.17	52		<b>0:25:28.47</b>	+0:02:59.64
51	1058	THOMSON Freddie	 GBR.2000.25606	0:04:21.15 0:05:56.47	61 48	0:05:22.85	56	0:05:22.28	48	0:04:26.08	51		<b>0:25:28.83</b>	+0:03:00.00
52	1097	WELLS Jonathan		0:04:15.57 0:06:16.98	44 74	0:05:13.76	47	0:05:15.58	37	0:04:29.02	60		<b>0:25:30.91</b>	+0:03:02.08
53	1244	PICKARD Robert		0:04:13.91 0:06:02.06	42 54	0:05:15.85	49	0:05:26.30	60	0:04:37.42	77		<b>0:25:35.54</b>	+0:03:06.71
54	1125	FITTON Daniel		0:04:23.37 0:06:20.25	63 80	0:05:08.75	36	0:05:19.58	46	0:04:25.37	50		<b>0:25:37.32</b>	+0:03:08.49
55	1209	HILLIER Tony		0:04:27.06 0:05:48.73	74 36	0:05:24.06	58	0:05:29.40	67	0:04:29.05	62		<b>0:25:38.30</b>	+0:03:09.47












## EWS100 Results

Pos	Plate	Name Team	Nat EWS number	Stage 1 Stage 5	Pos Pos	Stage 2	Pos	Stage 3	Pos	Stage 4	Pos	Penalties	Time	Gap
<b>EWS100   MEN</b>														
56	1012	CHAPMAN Finn	 GBR.1998.33385	0:04:15.75 0:05:54.03	47 43	0:05:29.63	69	0:05:30.38	69	0:04:29.57	65		<b>0:25:39.36</b>	+0:03:10.53
57	1026	DURKIE Hamish		0:04:34.97 0:05:56.55	92 49	0:05:20.59	54	0:05:19.71	47	0:04:29.04	61		<b>0:25:40.86</b>	+0:03:12.03
58	1063	EDWARDS Oliver		0:04:26.42 0:06:08.43	71 61	0:05:21.39	55	0:05:15.30	36	0:04:31.43	67		<b>0:25:42.97</b>	+0:03:14.14
59	1032	WOOD Nathan Alexander	 GBR.1992.31864	0:04:20.45 0:05:51.50	59 39	0:05:24.65	60	0:05:46.85	94	0:04:27.16	56		<b>0:25:50.61</b>	+0:03:21.78
60	1099	PATON Iain		0:04:43.39 0:06:04.63	104 56	0:05:14.85	48	0:05:27.80	62	0:04:28.93	59		<b>0:25:59.60</b>	+0:03:30.77
61	1999	MULLAN Philip		0:04:30.46 0:06:13.25	79 68	0:05:25.63	63	0:05:30.54	70	0:04:20.60	44		<b>0:26:00.48</b>	+0:03:31.65
62	1043	MCMILLAN Ross	 GBR.1996.36877	0:04:26.87 0:06:07.50	73 58	0:05:30.37	70	0:05:28.23	64	0:04:28.13	58		<b>0:26:01.10</b>	+0:03:32.27
63	1139	MIDDLEMISS Jack		0:04:15.64 0:06:15.60	46 73	0:05:32.21	71	0:05:25.01	57	0:04:33.83	73		<b>0:26:02.29</b>	+0:03:33.46
64	1062	CRICHTON-POLI Vinicio	 GBR.1996.22925	0:04:15.79 0:06:43.83	48 103	0:05:02.23	26	0:05:32.86	73	0:04:29.32	64		<b>0:26:04.03</b>	+0:03:35.20
65	1219	WILLIAMS Freddie		0:04:15.57 0:06:39.50	44 99	0:05:11.10	41	0:05:48.43	97	0:04:18.15	40		<b>0:26:12.75</b>	+0:03:43.92
66	1020	KALIN Swen Toni	 SUI.1998.27091	0:04:25.95 0:06:19.43	70 78	0:05:24.08	59	0:05:33.03	75	0:04:31.83	69		<b>0:26:14.32</b>	+0:03:45.49












# Vittoria EWS Tweed Valley

Innerleithen, Scotland  
02 & 03 October 2021

## EWS100 Results

Pos	Plate	Name Team	Nat EWS number	Stage 1 Stage 5	Pos Pos	Stage 2	Pos	Stage 3	Pos	Stage 4	Pos	Penalties	Time	Gap
<b>EWS100   MEN</b>														
67	1078	SAGE Chris		0:04:22.46 0:06:28.48	62 89	0:05:38.09	81	0:05:27.83	63	0:04:23.10	48		<b>0:26:19.96</b>	+0:03:51.13
68	1068	HALL Doug		0:04:35.08 0:05:58.13	93 52	0:05:10.81	40	0:06:01.26	109	0:04:37.23	75		<b>0:26:22.51</b>	+0:03:53.68
69	1084	BRADDOCK Adam		0:04:32.62 0:06:09.18	85 63	0:05:37.72	80	0:05:34.25	78	0:04:29.30	63		<b>0:26:23.07</b>	+0:03:54.24
70	1195	IBBOTSON Diesel		0:04:23.61 0:06:14.35	64 71	0:05:29.00	68	0:05:40.03	86	0:04:39.83	84		<b>0:26:26.82</b>	+0:03:57.99
71	1047	TURNBULL James	 GBR.1997.33167	0:04:26.53 0:06:02.55	72 55	0:05:44.43	86	0:05:44.50	91	0:04:30.85	66		<b>0:26:28.86</b>	+0:04:00.03
72	1011	BLADON Daniel		0:04:31.02 0:06:14.12	81 69	0:05:35.48	73	0:05:33.28	76	0:04:38.61	82		<b>0:26:32.51</b>	+0:04:03.68
73	1216	PEARCE Joe		0:04:24.60 0:06:26.38	67 86	0:05:25.35	62	0:05:26.71	61	0:04:50.13	97		<b>0:26:33.17</b>	+0:04:04.34
74	1138	ROBSON Lee		0:04:25.61 0:06:21.90	69 84	0:05:35.65	74	0:05:29.85	68	0:04:43.12	91		<b>0:26:36.13</b>	+0:04:07.30
75	1070	BIGG Jeremy		0:05:42.96 0:05:36.88	146 17	0:04:51.23	8	0:05:02.95	13	0:05:32.92	132		<b>0:26:46.94</b>	+0:04:18.11
76	1143	HALE Matt		0:04:35.92 0:06:12.52	95 66	0:05:48.10	92	0:05:39.68	84	0:04:34.22	74		<b>0:26:50.44</b>	+0:04:21.61
77	1025	MCGOWAN Euan		0:04:20.36 0:06:17.15	58 75	0:06:10.02	116	0:05:32.28	71	0:04:32.06	70		<b>0:26:51.87</b>	+0:04:23.04

## EWS100 Results












Pos	Plate	Name Team	Nat EWS number	Stage 1 Stage 5	Pos Pos	Stage 2	Pos	Stage 3	Pos	Stage 4	Pos	Penalties	Time	Gap
<b>EWS100   MEN</b>														
78	1223	WIBBERLEY Thomas		0:04:32.03 0:06:21.45	84 83	0:05:39.00	82	0:05:41.18	88	0:04:41.97	86		<b>0:26:55.63</b>	+0:04:26.80
79	1206	SMITH Oliver		0:04:17.27 0:06:19.03	52 77	0:06:20.83	124	0:05:32.92	74	0:04:26.28	53		<b>0:26:56.33</b>	+0:04:27.50
80	1076	DESMOND Alex		0:04:34.26 0:06:09.83	88 65	0:05:54.10	98	0:05:46.18	93	0:04:40.28	85		<b>0:27:04.65</b>	+0:04:35.82
81	1198	SWIFT Sam		0:04:35.58 0:06:21.15	94 81	0:05:47.07	90	0:05:38.58	82	0:04:42.32	89		<b>0:27:04.70</b>	+0:04:35.87
82	1240	WATKINSON Abe		0:04:23.82 0:06:14.27	66 70	0:06:00.41	105	0:05:45.06	92	0:04:42.25	87		<b>0:27:05.81</b>	+0:04:36.98
83	1069	BIGG Lawrence		0:04:25.50 0:06:15.35	68 72	0:05:43.38	84	0:05:55.78	103	0:04:46.85	93		<b>0:27:06.86</b>	+0:04:38.03
84	1074	BALFOUR Alex		0:04:34.85 0:06:21.33	90 82	0:05:36.28	77	0:05:37.97	81	0:05:03.61	110		<b>0:27:14.04</b>	+0:04:45.21
85	1255	REDFERN Darren		0:04:31.37 0:06:35.46	82 96	0:05:54.93	99	0:05:44.22	90	0:04:33.15	72		<b>0:27:19.13</b>	+0:04:50.30
86	1254	NEVISON Guy		0:04:33.26 0:06:31.90	86 93	0:05:48.13	93	0:05:51.00	101	0:04:37.70	80		<b>0:27:21.99</b>	+0:04:53.16
87	1091	ENOCH Nathan		0:04:34.93 0:06:32.95	91 95	0:05:53.45	97	0:05:39.50	83	0:04:45.40	92		<b>0:27:26.23</b>	+0:04:57.40
88	1226	WALKER Zech	 GBR.2000.23554	0:04:34.33 0:06:56.43	89 109	0:05:37.33	78	0:05:41.03	87	0:04:37.52	79		<b>0:27:26.64</b>	+0:04:57.81



# Vittoria EWS Tweed Valley

Innerleithen, Scotland  
02 & 03 October 2021












## EWS100 Results

Pos	Plate	Name Team	Nat EWS number	Stage 1 Stage 5	Pos Pos	Stage 2	Pos	Stage 3	Pos	Stage 4	Pos	Penalties	Time	Gap
<b>EWS100   MEN</b>														
89	1204	HAUGH James		0:04:28.53 0:06:38.17	76 98	0:06:08.98	113	0:05:36.25	80	0:04:39.39	83		<b>0:27:31.32</b>	+0:05:02.49
90	1178	KELLY Ben	 GBR.1990.33479	0:04:29.81 0:06:42.40	78 100	0:05:50.25	95	0:05:47.46	95	0:04:42.28	88		<b>0:27:32.20</b>	+0:05:03.37
91	1100	OWEN Craig		0:04:49.14 0:06:46.50	108 105	0:05:37.63	79	0:05:41.54	89	0:04:37.48	78		<b>0:27:32.29</b>	+0:05:03.46
92	1072	EDWARDS Ashton		0:04:13.31 0:06:17.45	41 76	0:05:46.85	89	0:06:15.40	120	0:05:03.80	111		<b>0:27:36.81</b>	+0:05:07.98
93	1242	HASTIE Thomas		0:04:30.89 0:06:30.10	80 90	0:05:51.00	96	0:06:05.50	112	0:04:47.92	94		<b>0:27:45.41</b>	+0:05:16.58
94	1211	CHERRY Rob		0:04:39.38 0:06:43.68	96 102	0:05:44.83	87	0:05:48.75	98	0:04:49.37	96		<b>0:27:46.01</b>	+0:05:17.18
95	1237	GRANT Patrick		0:04:43.24 0:06:30.18	103 91	0:05:49.46	94	0:05:39.71	85	0:05:07.12	115		<b>0:27:49.71</b>	+0:05:20.88
96	1128	GRINDLAY Angus		0:04:28.98 0:06:22.15	77 85	0:05:35.95	75	0:07:02.09	143	0:04:21.70	45		<b>0:27:50.87</b>	+0:05:22.04
97	1107	BAKER Adam		0:04:33.45 0:07:45.42	87 135	0:05:27.81	67	0:05:29.28	66	0:04:37.24	76		<b>0:27:53.20</b>	+0:05:24.37
98	1049	SIDDALL Owen		0:04:41.54 0:06:51.78	100 106	0:05:55.22	100	0:05:33.78	77	0:04:56.98	102		<b>0:27:59.30</b>	+0:05:30.47
99	1022	DUFAUD Thomas	 FRA.1996.22335	0:04:53.27 0:06:13.21	114 67	0:06:10.27	117	0:06:01.22	108	0:04:50.36	98		<b>0:28:08.33</b>	+0:05:39.50












# Vittoria EWS Tweed Valley

Innerleithen, Scotland  
02 & 03 October 2021

## EWS100 Results

Pos	Plate	Name Team	Nat EWS number	Stage 1 Stage 5	Pos Pos	Stage 2	Pos	Stage 3	Pos	Stage 4	Pos	Penalties	Time	Gap
<b>EWS100   MEN</b>														
100	1208	OWEN Gavin		0:04:40.04 0:07:29.90	97 128	0:05:57.75	103	0:05:32.69	72	0:04:32.93	71		<b>0:28:13.31</b>	+0:05:44.48
101	1085	GRAHAM Joe		0:04:40.73 0:06:53.70	99 107	0:05:55.75	101	0:05:48.77	99	0:04:59.20	106		<b>0:28:18.15</b>	+0:05:49.32
102	1220	VAIL Nick		0:04:57.35 0:06:54.00	122 108	0:05:57.53	102	0:05:34.45	79	0:04:57.13	103		<b>0:28:20.46</b>	+0:05:51.63
103	1229	MOSS Jamie	 GBR.2000.36866	0:04:52.41 0:06:37.60	111 97	0:06:13.68	118	0:05:54.88	102	0:04:53.78	99		<b>0:28:32.35</b>	+0:06:03.52
104	1014	TREACY Luke	 IRL.2000.36236	0:04:53.75 0:06:28.12	116 88	0:06:09.44	114	0:06:04.50	110	0:04:56.80	101		<b>0:28:32.61</b>	+0:06:03.78
105	1212	COOPER Robert		0:04:43.14 0:06:27.29	102 87	0:07:05.02	142	0:05:48.04	96	0:04:37.76	81		<b>0:28:41.25</b>	+0:06:12.42
106	1065	WELCH Charlie		0:04:44.22 0:06:31.56	105 92	0:06:39.47	133	0:05:58.17	104	0:04:48.97	95		<b>0:28:42.39</b>	+0:06:13.56
107	1073	LIMBERT James		0:04:40.36 0:06:42.95	98 101	0:05:46.48	88	0:06:42.12	136	0:05:08.93	116		<b>0:29:00.84</b>	+0:06:32.01
108	1215	KENT Laurie		0:04:56.78 0:07:04.90	119 118	0:06:08.19	110	0:05:58.28	105	0:05:02.22	108		<b>0:29:10.37</b>	+0:06:41.54
109	1233	RYAN Chris		0:04:27.22 0:07:02.73	75 113	0:05:48.00	91	0:06:38.14	133	0:05:15.50	121		<b>0:29:11.59</b>	+0:06:42.76
110	1135	JAMES Robert		0:04:58.17 0:07:04.53	123 116	0:05:58.10	104	0:06:05.13	111	0:05:06.48	113		<b>0:29:12.41</b>	+0:06:43.58












## EWS100 Results

Pos	Plate	Name Team	Nat EWS number	Stage 1 Stage 5	Pos Pos	Stage 2	Pos	Stage 3	Pos	Stage 4	Pos	Penalties	Time	Gap
<b>EWS100   MEN</b>														
111	1200	ELAND John		0:04:55.37 0:06:32.93	117 94	0:06:08.91	112	0:06:38.81	134	0:04:58.51	105		<b>0:29:14.53</b>	+0:06:45.70
112	1071	DAVIES Gavin		0:04:56.47 0:07:04.70	118 117	0:06:07.13	108	0:06:10.46	115	0:05:01.61	107		<b>0:29:20.37</b>	+0:06:51.54
113	1247	BARRATT Rikki	 GBR.1991.33156	0:04:58.58 0:06:45.82	124 104	0:06:02.10	107	0:06:16.03	121	0:05:19.07	124		<b>0:29:21.60</b>	+0:06:52.77
114	1213	DAVIS William		0:04:47.23 0:07:03.27	107 115	0:06:18.70	121	0:06:07.23	113	0:05:17.95	122		<b>0:29:34.38</b>	+0:07:05.55
115	1090	SANDILANDS Fraser		0:06:15.08 0:06:58.00	149 110	0:05:39.10	83	0:05:48.85	100	0:04:54.87	100		<b>0:29:35.90</b>	+0:07:07.07
116	1052	BUCKNALL Henry		0:04:50.42 0:07:24.87	109 126	0:06:23.22	125	0:06:00.67	107	0:04:57.25	104		<b>0:29:36.43</b>	+0:07:07.60
117	1131	STURGEON Dave		0:05:03.41 0:06:59.30	130 112	0:06:19.58	123	0:06:13.36	119	0:05:09.15	117		<b>0:29:44.80</b>	+0:07:15.97
118	1283	MICANEK Jiri		0:04:42.23 0:07:29.45	101 127	0:06:08.46	111	0:06:07.97	114	0:05:18.70	123		<b>0:29:46.81</b>	+0:07:17.98
119	1218	BAKER Mark		0:04:57.25 0:07:22.43	121 125	0:06:15.80	120	0:05:59.78	106	0:05:11.69	120		<b>0:29:46.95</b>	+0:07:18.12
120	1190	WILSON Charlie		0:04:57.15 0:07:16.86	120 123	0:06:01.72	106	0:06:10.85	117	0:05:22.08	126		<b>0:29:48.66</b>	+0:07:19.83
121	1102	PERALES RUIZ Roman		0:04:53.71 0:07:10.00	115 120	0:06:30.98	129	0:06:26.35	126	0:05:07.07	114		<b>0:30:08.11</b>	+0:07:39.28

# Vittoria EWS Tweed Valley

Innerleithen, Scotland  
02 & 03 October 2021












## EWS100 Results

Pos	Plate	Name Team	Nat EWS number	Stage 1 Stage 5	Pos Pos	Stage 2	Pos	Stage 3	Pos	Stage 4	Pos	Penalties	Time	Gap
<b>EWS100   MEN</b>														
122	1241	STRETTON Dean		0:04:58.63 0:07:13.99	125 121	0:06:43.16	134	0:06:13.04	118	0:05:06.27	112		<b>0:30:15.09</b>	+0:07:46.26
123	1246	CAIRD Calum		0:05:01.08 0:07:05.22	127 119	0:06:09.95	115	0:07:00.28	141	0:05:03.37	109		<b>0:30:19.90</b>	+0:07:51.07
124	1224	CUNNINGHAM Ben		0:04:45.50 0:07:51.42	106 138	0:06:07.40	109	0:06:30.01	127	0:05:09.40	118		<b>0:30:23.73</b>	+0:07:54.90
125	1196	ARROWSMITH Lewis		0:05:08.77 0:07:34.85	132 131	0:06:34.99	132	0:06:21.03	125	0:05:11.10	119		<b>0:30:50.74</b>	+0:08:21.91
126	1156	LETTON Ian		0:05:11.48 0:07:14.64	133 122	0:06:27.87	127	0:06:40.47	135	0:05:22.55	127		<b>0:30:57.01</b>	+0:08:28.18
127	1182	CLARK George		0:04:50.67 0:08:16.57	110 142	0:05:44.33	85	0:06:19.72	124	0:05:45.93	134		<b>0:30:57.22</b>	+0:08:28.39
128	1267	ELLISON Robert		0:05:01.75 0:07:33.45	128 130	0:06:58.30	140	0:06:16.85	123	0:05:20.90	125		<b>0:31:11.25</b>	+0:08:42.42
129	1282	MACREE James	 AUS.1989.33418	0:05:21.78 0:07:45.55	141 136	0:06:28.42	128	0:06:32.35	129	0:05:26.55	129		<b>0:31:34.65</b>	+0:09:05.82
130	1210	EDWARDS Jasper		0:05:15.47 0:07:45.80	138 137	0:06:26.83	126	0:06:16.50	122	0:05:51.92	138		<b>0:31:36.52</b>	+0:09:07.69
131	1197	PERKINS Kyle		0:05:17.94 0:07:20.95	139 124	0:06:47.20	135	0:06:42.27	137	0:05:28.52	131		<b>0:31:36.88</b>	+0:09:08.05
132	1207	OWEN Simon		0:05:27.60 0:06:58.13	142 111	0:06:55.78	139	0:06:31.93	128	0:05:49.03	137		<b>0:31:42.47</b>	+0:09:13.64

# Vittoria EWS Tweed Valley

Innerleithen, Scotland  
02 & 03 October 2021












## EWS100 Results

Pos	Plate	Name Team	Nat EWS number	Stage 1 Stage 5	Pos Pos	Stage 2	Pos	Stage 3	Pos	Stage 4	Pos	Penalties	Time	Gap
<b>EWS100   MEN</b>														
133	1227	SMITH Thomas	 GBR.1996.31916	0:05:08.42 0:07:38.90	131 133	0:06:55.22	138	0:06:37.48	132	0:05:24.13	128		<b>0:31:44.15</b>	+0:09:15.32
134	1221	PENMAN Adam		0:05:14.32 0:07:30.45	135 129	0:06:32.75	131	0:07:02.02	142	0:05:48.90	136		<b>0:32:08.44</b>	+0:09:39.61
135	1287	DILL Sam		0:05:12.60 0:08:06.82	134 139	0:06:48.40	136	0:06:35.52	130	0:05:28.03	130		<b>0:32:11.37</b>	+0:09:42.54
136	1183	SHIELDS Alexander		0:05:28.28 0:07:36.01	143 132	0:06:52.03	137	0:06:46.25	138	0:05:43.05	133		<b>0:32:25.62</b>	+0:09:56.79
137	1060	DERRICK Tristan		0:04:12.98 0:07:02.92	40 114	0:05:27.10	64	0:05:22.85	51	0:10:58.40	145		<b>0:33:04.25</b>	+0:10:35.42
138	1228	EVANS Jack		0:05:15.28 0:08:21.10	137 143	0:07:11.65	143	0:06:57.33	140	0:06:00.32	139		<b>0:33:45.68</b>	+0:11:16.85
139	1191	STOTT Tom		0:05:03.39 0:08:07.35	129 140	0:06:19.48	122	0:07:29.63	147	0:06:58.32	142		<b>0:33:58.17</b>	+0:11:29.34
140	1308	CARTER Alexander		0:05:36.44 0:08:10.65	144 141	0:07:14.96	145	0:07:18.08	145	0:06:04.37	141		<b>0:34:24.50</b>	+0:11:55.67
141	1192	WILLIS Edward		0:06:08.14 0:07:39.78	148 134	0:08:21.25	149	0:06:57.03	139	0:05:46.15	135		<b>0:34:52.35</b>	+0:12:23.52
142	1285	GRINYER Tom	 GBR.1990.36962	0:05:38.81 0:08:43.89	145 144	0:07:12.50	144	0:07:24.13	146	0:06:03.30	140		<b>0:35:02.63</b>	+0:12:33.80
143	1312	STALKER Andrew		0:06:52.76 0:11:07.00	150 145	0:08:36.05	150	0:08:30.55	149	0:07:21.40	144		<b>0:42:27.76</b>	+0:19:58.93












# Vittoria EWS Tweed Valley

Innerleithen, Scotland  
02 & 03 October 2021

## EWS100 Results

Pos	Plate	Name Team	Nat EWS number	Stage 1 Stage 5	Pos Pos	Stage 2	Pos	Stage 3	Pos	Stage 4	Pos	Penalties	Time	Gap
<b>EWS100   MEN</b>														
144	1108	CLARK Ben		0:05:15.04 0:22:02.10	136 146	0:06:14.03	119	0:06:36.86	131	0:12:43.82	146		<b>0:52:51.85</b>	+0:30:23.02
DNF	1037	SIMPSON Leslie	 GBR.1993.37949	0:04:12.33 0:05:43.12	37 26	0:05:35.07	72	0:05:11.39	25					
DNF	1245	BROOKE Connor		0:06:20.07	79			0:05:29.18	65	0:04:22.52	46			
DNF	1222	COOPER Ross		0:05:56.90	147	0:08:09.45	147	0:07:17.03	144	0:07:12.89	143			
DNF	1231	FRASER Andrew		0:04:59.38	126	0:07:03.00	141	0:06:10.58	116					
DNF	1248	RANGER Piers		0:05:20.99	140	0:07:26.89	146	0:08:26.63	148					
DNF	1235	COPSEY Will		0:07:19.67	151	0:06:31.08	130							
DNF	1252	ROWLANDS Will		0:04:53.01	113	0:08:15.13	148							
DNF	1048	PARKER Thomas		0:04:52.65	112									
DNF	1234	GILMORE Daniel												
DNS	1007	ANDERSON James												












## EWS100 Results

Pos	Plate	Name Team	Nat EWS number	Stage 1 Stage 5	Pos Pos	Stage 2	Pos	Stage 3	Pos	Stage 4	Pos	Penalties	Time	Gap
<b>EWS100   MEN</b>														
DNS	1124	WATHERSTON Chris												
<b>EWS100   MEN   Master 35+</b>														
1	1088	LITTLE Liam	 GBR.1985.21621	0:03:53.80 0:05:27.13	1 1	0:04:49.62	1	0:04:57.33	1	0:03:59.88	1		0:23:07.76	
2	1094	PEARSON Chris		0:04:00.72 0:05:36.42	2 2	0:04:55.90	2	0:05:14.27	4	0:04:04.00	3		0:23:51.31	+0:00:43.55
3	1137	ROBERTSON Gavin		0:04:03.45 0:05:52.65	3 6	0:04:58.07	3	0:05:09.98	3	0:04:13.78	5		0:24:17.93	+0:01:10.17
4	1134	KUPSTYS Tomas		0:04:20.61 0:05:45.10	14 3	0:05:05.48	4	0:05:07.61	2	0:04:02.03	2		0:24:20.83	+0:01:13.07
5	1087	JONES Matthew		0:04:04.28 0:05:48.96	4 4	0:05:32.63	18	0:05:14.28	5	0:04:10.60	4		0:24:50.75	+0:01:42.99
6	1149	MORO Thomas		0:04:15.56 0:06:16.82	7 20	0:05:08.82	5	0:05:28.00	10	0:04:20.36	6		0:25:29.56	+0:02:21.80
7	1169	BARBER Nick		0:04:14.78 0:06:04.41	6 9	0:05:23.57	9	0:05:26.12	8	0:04:21.55	7		0:25:30.43	+0:02:22.67
8	1299	JOHNSON Mark		0:04:20.46 0:05:58.40	13 8	0:05:21.92	7	0:05:26.06	7	0:04:24.88	10		0:25:31.72	+0:02:23.96
9	1144	SCOTT Gary		0:04:28.70 0:05:54.27	23 7	0:05:21.88	6	0:05:34.22	19	0:04:21.68	8		0:25:40.75	+0:02:32.99
10	1167	SLANEY Bob		0:04:17.06 0:06:05.55	10 10	0:05:25.70	12	0:05:22.63	6	0:04:32.34	17		0:25:43.28	+0:02:35.52

# Vittoria EWS Tweed Valley












Innerleithen, Scotland  
02 & 03 October 2021

## EWS100 Results

Pos	Plate	Name Team	Nat EWS number	Stage 1 Stage 5	Pos Pos	Stage 2	Pos	Stage 3	Pos	Stage 4	Pos	Penalties	Time	Gap
<b>EWS100   MEN   Master 35+</b>														
11	1096	SIMPSON Tom		0:04:26.91 0:05:50.44	21 5	0:05:24.47	11	0:05:30.69	13	0:04:33.75	23		<b>0:25:46.26</b>	+0:02:38.50
12	1166	NAIRN Martin		0:04:13.64 0:06:10.24	5 11	0:05:35.40	20	0:05:31.63	15	0:04:30.35	15		<b>0:26:01.26</b>	+0:02:53.50
13	1296	TYRRELL Liam		0:04:16.30 0:06:15.21	9 17	0:05:37.03	23	0:05:31.70	16	0:04:32.85	18		<b>0:26:13.09</b>	+0:03:05.33
14	1238	DAVIDSON James		0:04:19.60 0:06:14.05	12 16	0:05:29.75	15	0:05:36.26	22	0:04:34.17	25		<b>0:26:13.83</b>	+0:03:06.07
15	1307	HODGSON Martin		0:04:16.11 0:06:16.94	8 21	0:05:47.95	33	0:05:31.25	14	0:04:27.32	12		<b>0:26:19.57</b>	+0:03:11.81
16	1146	DAVIDSON James		0:04:30.33 0:06:23.08	27 24	0:05:23.63	10	0:05:41.51	27	0:04:23.03	9		<b>0:26:21.58</b>	+0:03:13.82
17	1305	HUBERY Zac		0:04:24.33 0:06:18.98	18 23	0:05:41.24	26	0:05:27.87	9	0:04:33.10	20		<b>0:26:25.52</b>	+0:03:17.76
18	1264	RUSHWORTH Graham		0:04:26.29 0:06:23.58	19 26	0:05:33.64	19	0:05:28.15	11	0:04:34.41	26		<b>0:26:26.07</b>	+0:03:18.31
19	1160	HENDERSON Glen		0:04:19.02 0:06:32.07	11 29	0:05:39.50	24	0:05:29.95	12	0:04:27.60	13		<b>0:26:28.14</b>	+0:03:20.38
20	1170	GOODWIN Simon		0:04:26.61 0:06:15.93	20 19	0:05:41.80	29	0:05:40.48	26	0:04:27.09	11		<b>0:26:31.91</b>	+0:03:24.15
21	1175	COOK Kevin		0:04:23.88 0:06:25.09	16 27	0:05:36.58	22	0:05:34.83	20	0:04:33.10	20		<b>0:26:33.48</b>	+0:03:25.72














## EWS100 Results

Pos	Plate	Name Team	Nat EWS number	Stage 1 Stage 5	Pos Pos	Stage 2	Pos	Stage 3	Pos	Stage 4	Pos	Penalties	Time	Gap
<b>EWS100   MEN   Master 35+</b>														
22	1152	<b>CROLL Chris</b>		0:04:29.93 0:06:17.25	26 22	0:05:30.61	16	0:05:35.31	21	0:04:40.95	30		<b>0:26:34.05</b>	+0:03:26.29
23	1186	<b>BLACKMORE Chris</b>	 GBR.1975.35374	0:04:24.32 0:06:23.30	17 25	0:05:28.50	14	0:05:44.93	30	0:04:33.47	22		<b>0:26:34.52</b>	+0:03:26.76
24	1180	<b>BULLEN Jason</b>		0:04:30.40 0:06:10.72	28 13	0:05:44.15	31	0:05:33.63	18	0:04:35.80	27		<b>0:26:34.70</b>	+0:03:26.94
25	1161	<b>PICONE-CHIODO Alex</b>		0:04:29.83 0:06:15.33	25 18	0:05:47.48	32	0:05:33.41	17	0:04:30.20	14		<b>0:26:36.25</b>	+0:03:28.49
26	1093	<b>WILCOX Mark</b>		0:04:35.98 0:06:13.06	32 15	0:05:36.57	21	0:05:42.28	28	0:04:32.88	19		<b>0:26:40.77</b>	+0:03:33.01
27	1171	<b>HINCHLIFFE Simon</b>	 GBR.1976.23456	0:04:38.64 0:06:26.03	38 28	0:05:22.77	8	0:05:39.54	25	0:04:34.15	24		<b>0:26:41.13</b>	+0:03:33.37
28	1289	<b>EVANS Ifan</b>		0:04:45.74 0:06:10.25	51 12	0:05:31.64	17	0:05:38.77	23	0:04:53.90	42		<b>0:27:00.30</b>	+0:03:52.54
29	1155	<b>LETTON Craig</b>		0:04:20.94 0:06:53.60	15 44	0:05:28.24	13	0:05:47.60	32	0:04:30.90	16		<b>0:27:01.28</b>	+0:03:53.52
30	1261	<b>WILLIAMSON Jon</b>		0:04:27.65 0:06:32.70	22 30	0:05:58.30	41	0:05:39.09	24	0:04:40.91	29		<b>0:27:18.65</b>	+0:04:10.89
31	1272	<b>SINCLAIR Mark</b>		0:04:41.21 0:06:34.75	41 32	0:05:43.80	30	0:05:43.09	29	0:04:42.58	32		<b>0:27:25.43</b>	+0:04:17.67
32	1075	<b>SAMSON Blake</b>		0:04:41.39 0:06:11.67	42 14	0:05:52.67	35	0:06:04.08	50	0:04:42.31	31		<b>0:27:32.12</b>	+0:04:24.36












# Vittoria EWS Tweed Valley

Innerleithen, Scotland  
02 & 03 October 2021












## EWS100 Results

Pos	Plate	Name Team	Nat EWS number	Stage 1 Stage 5	Pos Pos	Stage 2	Pos	Stage 3	Pos	Stage 4	Pos	Penalties	Time	Gap
<b>EWS100   MEN   Master 35+</b>														
33	1153	PIRIE Ross		0:04:29.56 0:06:43.75	24 37	0:05:41.62	28	0:05:55.31	41	0:04:44.81	35		<b>0:27:35.05</b>	+0:04:27.29
34	1101	REW Peter		0:04:37.47 0:06:36.65	34 33	0:05:40.00	25	0:05:52.90	37	0:04:53.32	41		<b>0:27:40.34</b>	+0:04:32.58
35	1142	MCGOWAN Duncan		0:04:38.09 0:06:42.87	35 36	0:05:41.57	27	0:06:00.57	48	0:04:40.57	28		<b>0:27:43.67</b>	+0:04:35.91
36	1136	HUNTER Gary		0:04:36.50 0:06:44.79	33 38	0:05:51.02	34	0:05:47.93	33	0:04:52.52	40		<b>0:27:52.76</b>	+0:04:45.00
37	1321	STAPLE Jesse		0:04:38.38 0:06:34.67	36 31	0:06:08.56	47	0:05:47.30	31	0:04:49.20	38		<b>0:27:58.11</b>	+0:04:50.35
38	1306	HARRISON Simon		0:04:33.42 0:06:39.60	30 34	0:06:00.15	42	0:06:00.42	47	0:04:45.30	37		<b>0:27:58.89</b>	+0:04:51.13
39	1266	MCLEAN Kenny		0:04:42.58 0:06:42.54	44 35	0:06:08.83	48	0:05:52.60	36	0:04:44.47	34		<b>0:28:11.02</b>	+0:05:03.26
40	1269	CROMPTON Andrew		0:04:39.73 0:06:57.29	39 46	0:06:07.70	46	0:05:48.64	34	0:04:45.25	36		<b>0:28:18.61</b>	+0:05:10.85
41	1271	WEIR James	 GBR.1979.33943	0:04:35.90 0:07:10.68	31 53	0:05:57.92	40	0:05:53.77	38	0:04:43.77	33		<b>0:28:22.04</b>	+0:05:14.28
42	1317	BIEDA Marcin		0:04:44.52 0:06:50.89	47 42	0:05:56.74	38	0:05:57.52	43	0:04:56.95	44		<b>0:28:26.62</b>	+0:05:18.86
43	1291	PEAK Martin		0:04:44.26 0:07:03.64	46 51	0:05:53.81	36	0:05:55.05	40	0:04:51.68	39		<b>0:28:28.44</b>	+0:05:20.68












## EWS100 Results

Pos	Plate	Name Team	Nat EWS number	Stage 1 Stage 5	Pos Pos	Stage 2	Pos	Stage 3	Pos	Stage 4	Pos	Penalties	Time	Gap
<b>EWS100   MEN   Master 35+</b>														
44	1092	CHRISTEN Juan		0:04:42.16 0:06:44.93	43 39	0:06:09.13	49	0:06:00.20	46	0:04:57.88	47		<b>0:28:34.30</b>	+0:05:26.54
45	1151	KEYS Martin		0:04:45.54 0:06:47.33	50 40	0:06:02.39	43	0:06:03.51	49	0:04:57.15	45		<b>0:28:35.92</b>	+0:05:28.16
46	1098	SHEARER Douglas		0:04:53.97 0:06:53.47	56 43	0:05:56.43	37	0:05:53.78	39	0:05:04.21	49		<b>0:28:41.86</b>	+0:05:34.10
47	1258	GOULDING Ben		0:04:44.79 0:07:12.85	48 54	0:06:13.79	52	0:05:55.35	42	0:04:55.34	43		<b>0:29:02.12</b>	+0:05:54.36
48	1168	HARRIS James		0:04:38.45 0:06:50.22	37 41	0:06:17.66	58	0:06:13.12	54	0:05:05.98	50		<b>0:29:05.43</b>	+0:05:57.67
49	1256	EDDON Marc		0:04:39.90 0:06:59.47	40 47	0:06:07.00	45	0:06:05.50	51	0:05:19.85	56		<b>0:29:11.72</b>	+0:06:03.96
50	1165	BRAUND Dan		0:04:48.13 0:06:55.40	53 45	0:06:05.43	44	0:06:17.83	56	0:05:06.70	52		<b>0:29:13.49</b>	+0:06:05.73
51	1263	TODD Patrick		0:04:59.62 0:07:21.13	60 56	0:05:56.93	39	0:05:58.32	44	0:05:01.54	48		<b>0:29:17.54</b>	+0:06:09.78
52	1172	SETCHFIELD Andrew		0:04:56.15 0:07:03.03	59 48	0:06:25.31	59	0:06:21.10	58	0:04:57.18	46		<b>0:29:42.77</b>	+0:06:35.01
53	1301	COXHEAD Matthew		0:05:00.09 0:07:15.35	61 55	0:06:14.72	53	0:06:11.47	53	0:05:12.53	53		<b>0:29:54.16</b>	+0:06:46.40
54	1274	MCNAB Chris		0:04:45.23 0:07:10.14	49 52	0:06:14.75	54	0:06:37.20	65	0:05:35.80	64		<b>0:30:23.12</b>	+0:07:15.36

## EWS100 Results

Pos	Plate	Name Team	Nat EWS number	Stage 1 Stage 5	Pos Pos	Stage 2	Pos	Stage 3	Pos	Stage 4	Pos	Penalties	Time	Gap
<b>EWS100   MEN   Master 35+</b>														
55	1294	JANUS Sebastian		0:04:53.47 0:07:29.45	55 62	0:06:12.57	51	0:06:24.60	60	0:05:23.80	58		<b>0:30:23.89</b>	+0:07:16.13
56	1311	MODRAK Patrick		0:04:54.40 0:07:03.61	58 50	0:06:35.70	62	0:06:23.80	59	0:05:35.04	63		<b>0:30:32.55</b>	+0:07:24.79
57	1159	PARKER Ian		0:05:04.57 0:07:46.89	64 65	0:06:15.85	57	0:06:07.47	52	0:05:20.25	57		<b>0:30:35.03</b>	+0:07:27.27
58	1250	WELLARD Tim		0:04:54.10 0:07:26.29	57 58	0:06:31.10	61	0:06:27.61	62	0:05:28.65	61		<b>0:30:47.75</b>	+0:07:39.99
59	1290	PINCHES Michael		0:05:28.38 0:07:03.12	75 49	0:07:06.84	73	0:06:18.22	57	0:05:15.85	54		<b>0:31:12.41</b>	+0:08:04.65
60	1154	MORRISON Lee		0:05:11.46 0:08:11.45	66 73	0:06:15.58	56	0:06:30.11	63	0:05:06.08	51		<b>0:31:14.68</b>	+0:08:06.92
61	1265	WRIGHT Robert		0:05:12.41 0:07:27.08	67 60	0:06:47.62	65	0:06:45.86	70	0:05:23.85	59		<b>0:31:36.82</b>	+0:08:29.06
62	1268	GILL James		0:04:47.02 0:08:11.68	52 74	0:06:28.19	60	0:06:14.67	55	0:06:01.39	72		<b>0:31:42.95</b>	+0:08:35.19
63	1302	BRIGHT Jonty		0:05:25.14 0:07:26.78	72 59	0:06:47.00	64	0:06:40.08	68	0:05:28.10	60		<b>0:31:47.10</b>	+0:08:39.34
64	1297	ABBOTT Matthew		0:05:38.80 0:07:32.74	79 63	0:06:56.45	68	0:06:38.55	67	0:05:19.09	55		<b>0:32:05.63</b>	+0:08:57.87
65	1257	DIXON Conal		0:05:24.83 0:07:22.59	71 57	0:06:50.36	66	0:06:37.22	66	0:06:03.95	73		<b>0:32:18.95</b>	+0:09:11.19












## EWS100 Results

Pos	Plate	Name Team	Nat EWS number	Stage 1 Stage 5	Pos Pos	Stage 2	Pos	Stage 3	Pos	Stage 4	Pos	Penalties	Time	Gap
<b>EWS100   MEN   Master 35+</b>														
66	1174	TOWNSEND Nicholas		0:05:14.37 0:07:55.13	68 68	0:06:51.10	67	0:06:56.87	76	0:05:38.39	66		<b>0:32:35.86</b>	+0:09:28.10
67	1316	THOMPSON Josh		0:05:53.05 0:07:29.18	84 61	0:07:04.73	70	0:06:48.13	72	0:05:29.90	62		<b>0:32:44.99</b>	+0:09:37.23
68	1177	ZAFFIRO Alex	 GBR.1982.33459	0:05:33.70 0:07:58.88	78 70	0:07:03.22	69	0:06:26.85	61	0:05:44.80	68		<b>0:32:47.45</b>	+0:09:39.69
69	1318	GARZON Diego		0:05:00.52 0:08:29.10	62 76	0:07:09.45	74	0:06:33.81	64	0:06:18.89	79		<b>0:33:31.77</b>	+0:10:24.01
70	1270	WEIR Stuart		0:05:44.25 0:08:05.33	82 71	0:07:06.45	72	0:06:56.83	75	0:05:51.50	70		<b>0:33:44.36</b>	+0:10:36.60
71	1310	AYRES Richard		0:05:25.53 0:07:50.46	73 66	0:07:51.47	85	0:06:54.33	74	0:05:51.13	69		<b>0:33:52.92</b>	+0:10:45.16
72	1298	WHALE Stuart	 GBR.1972.35407	0:06:12.55 0:07:44.93	88 64	0:07:14.60	77	0:07:02.37	77	0:05:38.98	67		<b>0:33:53.43</b>	+0:10:45.67
73	1286	KOLBASKO Oleksii		0:06:05.54 0:08:06.43	87 72	0:07:17.35	78	0:06:46.93	71	0:05:37.95	65		<b>0:33:54.20</b>	+0:10:46.44
74	1295	ISKRA Nikodem	 POL.1978.30293	0:05:17.54 0:07:54.33	69 67	0:07:53.83	86	0:06:40.96	69	0:06:09.12	76		<b>0:33:55.78</b>	+0:10:48.02
75	1259	ORTON Steve		0:05:27.68 0:08:44.91	74 77	0:07:12.71	75	0:07:04.83	78	0:06:06.60	74		<b>0:34:36.73</b>	+0:11:28.97
76	1288	CROOK Liam		0:05:31.46 0:09:17.42	76 81	0:07:13.43	76	0:06:52.23	73	0:06:07.67	75		<b>0:35:02.21</b>	+0:11:54.45












# Vittoria EWS Tweed Valley

Innerleithen, Scotland  
02 & 03 October 2021

## EWS100 Results

Pos	Plate	Name Team	Nat EWS number	Stage 1 Stage 5	Pos Pos	Stage 2	Pos	Stage 3	Pos	Stage 4	Pos	Penalties	Time	Gap
<b>EWS100   MEN   Master 35+</b>														
77	1145	TONGE Steven		0:05:09.19 0:09:14.10	65 80	0:07:05.88	71	0:07:26.10	81	0:06:11.85	77		<b>0:35:07.12</b>	+0:11:59.36
78	1147	DODDS Andrew		0:05:58.17 0:08:14.07	86 75	0:07:43.29	83	0:07:27.75	82	0:05:58.08	71		<b>0:35:21.36</b>	+0:12:13.60
79	1173	GOLDMAN David		0:05:33.23 0:07:56.87	77 69	0:07:24.85	80	0:07:58.47	84	0:06:31.40	82		<b>0:35:24.82</b>	+0:12:17.06
80	1164	SMITH Michael		0:05:53.31 0:09:05.42	85 78	0:07:42.35	82	0:07:08.73	79	0:06:29.15	81		<b>0:36:18.96</b>	+0:13:11.20
81	1322	KIMBERLEY Chris		0:05:47.89 0:09:09.75	83 79	0:08:17.80	87	0:08:05.20	85	0:06:15.58	78		<b>0:37:36.22</b>	+0:14:28.46
82	1323	THOMAS Will		0:05:21.75 0:10:02.37	70 82	0:07:17.90	79	0:08:44.72	86	0:06:20.98	80		<b>0:37:47.72</b>	+0:14:39.96
DNF	1249	MCAVOY Andrew		0:04:43.09	45	0:06:11.54	50	0:05:49.54	35					
DNF	1304	SINCLAIR Craig		0:05:01.18	63	0:06:37.28	63	0:05:58.47	45					
DNF	1232	HAIN Dougie	 GBR.1978.37864	0:05:42.44	81	0:07:43.66	84	0:07:14.27	80					
DNF	1158	TURNER James		0:04:31.68	29	0:06:14.95	55	0:07:37.78	83					
DNF	1163	APPLETON Daniel		0:05:40.34	80	0:07:26.37	81							

## EWS100 Results

Pos	Plate	Name Team	Nat EWS number	Stage 1 Stage 5	Pos Pos	Stage 2	Pos	Stage 3	Pos	Stage 4	Pos	Penalties	Time	Gap
<b>EWS100   MEN   Master 35+</b>														
DNF	1148	RICHARDS Bromley	 AUS.1984.25265	0:04:49.73	54									
DNF	1106	TELFORD Glenn												
DNS	1253	HARTLEY Craig	 GBR.1983.26089											
DNS	1320	RICE Chris												
DNS	1239	BANNON Sean												
DNS	1150	STEIN Paul												
DNS	1292	ASPEGREN Gustaf												
DNS	1176	GALE Jody	 GBR.1977.33456											
DNS	1293	ULASIUK Marcin	 POL.1982.31057											
<b>EWS100   MEN   Under 21</b>														
1	1028	WHITE Ronan	 GBR.2002.36972	0:04:03.59 <u>0:05:16.29</u>	8 1	0:04:46.42	4	0:04:58.43	3	<u>0:03:57.70</u>	1		<b>0:23:02.43</b>	
2	1024	BROWN Lewis		0:03:59.87 0:05:21.35	2 2	0:04:46.42	4	<u>0:04:52.93</u>	1	0:04:03.90	4		<b>0:23:04.47</b>	+0:00:02.04

# Vittoria EWS Tweed Valley

Innerleithen, Scotland  
02 & 03 October 2021

## EWS100 Results












Pos	Plate	Name Team	Nat EWS number	Stage 1 Stage 5	Pos Pos	Stage 2	Pos	Stage 3	Pos	Stage 4	Pos	Penalties	Time	Gap
<b>EWS100   MEN   Under 21</b>														
3	1015	CLEMENT Liam	 GBR.2004.37661	0:04:01.50 0:05:27.06	4 3	<u>0:04:41.51</u>	1	0:04:59.28	4	0:04:08.95	13		<b>0:23:18.30</b>	+0:00:15.87
4	1121	ARDEN Sam		<u>0:03:58.65</u> 0:05:40.20	1 7	0:04:43.75	3	0:05:10.90	17	0:04:05.02	8		<b>0:23:38.52</b>	+0:00:36.09
5	1105	FIFE Wes	 GBR.2001.37722	0:04:05.30 0:05:40.75	9 8	0:04:42.47	2	0:05:07.90	9	0:04:03.95	5		<b>0:23:40.37</b>	+0:00:37.94
6	1030	CATHCART David		0:04:12.73 0:05:46.25	18 16	0:04:47.47	6	0:04:56.59	2	0:04:00.29	2		<b>0:23:43.33</b>	+0:00:40.90
7	1119	HARROP Zack	 GBR.2003.30354	0:04:02.27 0:05:54.23	6 21	0:04:49.01	7	0:05:03.58	5	0:04:01.33	3		<b>0:23:50.42</b>	+0:00:47.99
8	1109	ACKROYD Jack	 GBR.2002.36829	0:04:01.62 0:05:39.92	5 6	0:04:52.73	9	0:05:10.89	16	0:04:12.67	16		<b>0:23:57.83</b>	+0:00:55.40
9	1113	HUBBARD Sam	 GBR.2002.37795	0:04:09.09 0:05:33.47	14 4	0:04:58.65	12	0:05:08.64	12	0:04:08.78	11		<b>0:23:58.63</b>	+0:00:56.20
10	1115	CHALMERS Ruben	 GBR.2002.37785	0:04:05.88 0:05:42.52	10 10	0:05:02.55	14	0:05:06.18	6	0:04:04.90	7		<b>0:24:02.03</b>	+0:00:59.60
11	1202	COFANO Samuel		0:04:08.63 0:05:43.78	12 11	0:04:57.29	11	0:05:08.80	13	0:04:08.33	10		<b>0:24:06.83</b>	+0:01:04.40
12	1217	KELLY Fraser	 GBR.2002.29571	0:04:11.19 0:05:44.71	16 13	0:05:06.30	16	0:05:08.58	11	0:04:12.83	17		<b>0:24:23.61</b>	+0:01:21.18
13	1120	ROBINSON Harry	 GBR.2002.34833	0:04:06.28 0:06:17.27	11 27	0:04:49.05	8	0:05:06.80	7	0:04:04.56	6		<b>0:24:23.96</b>	+0:01:21.53



# Vittoria EWS Tweed Valley

Innerleithen, Scotland  
02 & 03 October 2021












## EWS100 Results

Pos	Plate	Name Team	Nat EWS number	Stage 1 Stage 5	Pos Pos	Stage 2	Pos	Stage 3	Pos	Stage 4	Pos	Penalties	Time	Gap
<b>EWS100   MEN   Under 21</b>														
14	1111	SEABRIDGE Gabriel	 GBR.2003.35533	0:04:18.33 0:05:44.53	23 12	0:05:01.35	13	0:05:10.83	15	0:04:08.93	12		<b>0:24:23.97</b>	+0:01:21.54
15	1110	EARLE Edward	 GBR.2003.31931	0:04:03.08 0:05:45.60	7 15	0:05:17.50	24	0:05:12.70	18	0:04:05.17	9		<b>0:24:24.05</b>	+0:01:21.62
16	1023	HAYTON Shay	 GBR.2004.33428	0:04:21.66 0:05:50.62	25 19	0:04:55.13	10	0:05:06.91	8	0:04:17.87	19		<b>0:24:32.19</b>	+0:01:29.76
17	1117	JOHNSON Jasper	 GBR.2003.37874	0:04:11.61 0:05:44.83	17 14	0:05:12.57	22	0:05:17.50	21	0:04:09.15	15		<b>0:24:35.66</b>	+0:01:33.23
18	1019	BISHOP Dougie	 GBR.2004.33428	0:04:23.86 0:05:34.10	26 5	0:05:09.20	18	0:05:14.88	20	0:04:14.60	18		<b>0:24:36.64</b>	+0:01:34.21
19	1279	CARR Lewis	 GBR.2004.37950	0:04:01.09 0:06:11.37	3 26	0:05:09.48	19	0:05:08.00	10	0:04:09.02	14		<b>0:24:38.96</b>	+0:01:36.53
20	1055	MCGUIRE Ryan	 GBR.2002.35418	0:04:30.06 0:05:41.97	33 9	0:05:07.10	17	0:05:17.63	22	0:04:19.05	20		<b>0:24:55.81</b>	+0:01:53.38
21	1064	JONES Ieuan	 GBR.2002.35418	0:04:17.61 0:05:55.85	22 23	0:05:05.86	15	0:05:12.90	19	0:04:24.38	23		<b>0:24:56.60</b>	+0:01:54.17
22	1027	ROBINSON Jack	 GBR.2002.37761	0:04:09.44 0:05:48.00	15 17	0:05:11.18	20	0:05:10.21	14	0:04:46.13	31		<b>0:25:04.96</b>	+0:02:02.53
23	1114	GRANTHAM Ben	 GBR.2002.37761	0:04:13.76 0:05:55.90	19 24	0:05:12.45	21	0:05:20.37	23	0:04:27.15	25		<b>0:25:09.63</b>	+0:02:07.20
24	1056	SWEENEY Darragh	 IRL.2003.37492	0:04:28.19 0:05:52.59	31 20	0:05:13.20	23	0:05:28.83	29	0:04:26.50	24		<b>0:25:29.31</b>	+0:02:26.88












# Vittoria EWS Tweed Valley

Innerleithen, Scotland  
02 & 03 October 2021

## EWS100 Results

Pos	Plate	Name Team	Nat EWS number	Stage 1 Stage 5	Pos Pos	Stage 2	Pos	Stage 3	Pos	Stage 4	Pos	Penalties	Time	Gap
<b>EWS100   MEN   Under 21</b>														
25	1141	MCGOWAN Cameron		0:04:18.71 0:06:05.12	24 25	0:05:25.03	26	0:05:21.56	26	0:04:20.89	21		<b>0:25:31.31</b>	+0:02:28.88
26	1057	LOXTON-READ McKinley		0:04:16.59 0:05:55.68	21 22	0:05:38.85	31	0:05:20.58	24	0:04:24.30	22		<b>0:25:36.00</b>	+0:02:33.57
27	1042	MCCONNELL Evan	 GBR.2004.37627	0:04:25.13 0:05:49.77	28 18	0:05:34.63	30	0:05:24.24	28	0:04:27.77	26		<b>0:25:41.54</b>	+0:02:39.11
28	1054	BROWN Cammy		0:04:27.13 0:06:32.77	30 33	0:05:26.35	27	0:05:22.47	27	0:04:32.88	28		<b>0:26:21.60</b>	+0:03:19.17
29	1123	HAMILTON Joel		0:04:15.13 0:06:21.59	20 28	0:05:44.67	32	0:05:45.80	34	0:04:34.90	30		<b>0:26:42.09</b>	+0:03:39.66
30	1122	HAMILTON Matthew		0:04:08.98 0:06:30.75	13 30	0:05:19.04	25	0:06:15.60	37	0:04:30.44	27		<b>0:26:44.81</b>	+0:03:42.38
31	1118	MAIDEN Michael	 GBR.2001.38620	0:04:29.36 0:06:32.66	32 32	0:05:33.81	29	0:05:52.33	35	0:04:56.36	33		<b>0:27:24.52</b>	+0:04:22.09
32	1018	EVANS Josh		0:04:37.89 0:06:23.25	35 29	0:06:10.45	36	0:05:41.62	32	0:05:09.97	35		<b>0:28:03.18</b>	+0:05:00.75
33	1029	POTZ-RAYNER Thom		0:04:37.58 0:09:16.32	34 36	0:05:33.72	28	0:05:20.70	25	0:05:04.30	34		<b>0:29:52.62</b>	+0:06:50.19
34	1112	TOWNSEND Adam		0:08:14.49 0:06:31.96	39 31	0:05:45.95	33	0:05:39.07	31	0:04:34.27	29		<b>0:30:45.74</b>	+0:07:43.31
35	1116	CAMPBELL LONGWORTH Sachin		0:04:25.05 0:11:24.74	27 37	0:06:09.49	35	0:05:37.33	30	0:04:52.07	32		<b>0:32:28.68</b>	+0:09:26.25












## EWS100 Results

Pos	Plate	Name Team	Nat EWS number	Stage 1 Stage 5	Pos Pos	Stage 2	Pos	Stage 3	Pos	Stage 4	Pos	Penalties	Time	Gap
<b>EWS100   MEN   Under 21</b>														
36	1053	RICHARDSON Thomas		0:05:05.67 0:07:16.28	36 34	0:05:50.85	34	0:05:43.98	33	0:08:39.07	37		<b>0:32:35.85</b>	+0:09:33.42
37	1230	GOWER Oliver	 GBR.2003.36662	0:05:52.10 0:08:03.03	38 35	0:08:13.25	39	0:07:59.10	39	0:06:45.90	36		<b>0:36:53.38</b>	+0:13:50.95
DNF	1201	HUTCHISON Marc		0:04:26.32	29	0:06:20.15	37	0:06:00.16	36					
DNF	1041	MCADAM Fraser		0:05:51.31	37	0:08:03.06	38	0:06:31.48	38					
DNS	1225	PETCH Gabe	 GBR.2001.37012											
<b>EWS100   MEN   Vet 50+</b>														
1	1008	HOLE Woody		<u>0:04:20.40</u> <u>0:05:58.79</u>	1 1	<u>0:05:06.29</u>	1	<u>0:05:25.20</u>	1	<u>0:04:14.67</u>	1		<b>0:25:05.35</b>	
2	1278	CARR Rob	 GBR.1971.37962	0:04:31.93 0:06:50.87	2 3	0:05:52.30	2	0:06:06.55	2	0:04:52.80	2		<b>0:28:14.45</b>	+0:03:09.10
3	1276	ELDER Michael		0:04:50.77 0:06:48.68	4 2	0:06:21.04	3	0:06:13.86	3	0:05:16.02	4		<b>0:29:30.37</b>	+0:04:25.02
4	1251	MCKENDRY David		0:04:46.06 0:07:28.55	3 4	0:06:34.12	4	0:06:29.25	4	0:05:05.58	3		<b>0:30:23.56</b>	+0:05:18.21
5	1325	MACKENZIE Ruairidh		0:05:28.49 0:07:40.80	7 5	0:06:50.94	5	0:06:50.13	6	0:05:40.00	6		<b>0:32:30.36</b>	+0:07:25.01
6	1260	JUDD Paul		0:05:32.04 0:08:10.57	8 8	0:07:29.02	9	0:06:39.92	5	0:05:26.40	5		<b>0:33:17.95</b>	+0:08:12.60











# Vittoria EWS Tweed Valley

Innerleithen, Scotland  
02 & 03 October 2021


## EWS100 Results

Pos	Plate	Name Team	Nat EWS number	Stage 1 Stage 5	Pos Pos	Stage 2	Pos	Stage 3	Pos	Stage 4	Pos	Penalties	Time	Gap
<b>EWS100   MEN   Vet 50+</b>														
7	1277	MARTINEZ Frederic		0:05:21.45 0:07:44.88	5 6	0:07:12.62	7	0:07:22.32	9	0:05:42.72	7		<b>0:33:23.99</b>	+0:08:18.64
8	1309	STOTT Michael	 GBR.1967.34652	0:05:24.40 0:08:09.70	6 7	0:07:08.06	6	0:07:18.09	7	0:06:01.43	9		<b>0:34:01.68</b>	+0:08:56.33
9	1326	SUDES Dave		0:05:43.83 0:08:18.85	9 9	0:07:18.10	8	0:07:18.41	8	0:05:51.97	8		<b>0:34:31.16</b>	+0:09:25.81
10	1327	TURNER Bill		0:07:41.30 0:13:31.47	10 10	0:10:39.60	10	0:09:56.82	10	0:09:01.83	10		<b>0:50:51.02</b>	+0:25:45.67
DNS	1324	GEARD Mark												
<b>EWS100   WOMEN</b>														
1	1332	ARTHUR Francie		0:04:36.87 <u>0:06:54.95</u>	2 1	0:06:16.51	5	0:06:06.44	2	0:05:01.37	3		<b>0:28:56.14</b>	
2	1339	FRYER Toni		0:04:38.86 0:07:01.76	3 3	0:06:15.60	4	0:06:22.18	7	<u>0:04:50.62</u>	1		<b>0:29:09.02</b>	+0:00:12.88
3	1329	WHYTE Megan		0:04:43.38 0:07:08.65	4 5	0:06:07.38	3	0:06:13.06	5	0:05:08.60	4		<b>0:29:21.07</b>	+0:00:24.93
4	1184	MANNING Rachel	 GBR.1992.22954	0:04:58.82 0:06:55.88	5 2	0:06:06.94	2	0:06:09.63	4	0:05:11.55	5		<b>0:29:22.82</b>	+0:00:26.68
5	1328	STIRRUP Eilidh		0:05:08.32 0:07:06.20	6 4	<u>0:06:05.42</u>	1	0:06:09.36	3	0:05:01.07	2		<b>0:29:30.37</b>	+0:00:34.23
6	1330	BRISBOURNE Corinna	 GBR.1999.36853	<u>0:04:31.86</u> 0:07:12.12	1 6	0:06:46.25	8	<u>0:05:59.48</u>	1	0:05:14.95	6		<b>0:29:44.66</b>	+0:00:48.52





## EWS100 Results

Pos	Plate	Name Team	Nat EWS number	Stage 1 Stage 5	Pos Pos	Stage 2	Pos	Stage 3	Pos	Stage 4	Pos	Penalties	Time	Gap
<b>EWS100   WOMEN</b>														
7	1281	ALLAN Laura	 GBR.1991.36981	0:05:27.06 0:07:16.15	10 7	0:06:37.45	7	0:06:15.50	6	0:05:23.15	7		<b>0:30:59.31</b>	+0:02:03.17
8	1338	HAGGARTY Louise		0:05:16.67 0:07:29.78	8 8	0:06:35.62	6	0:06:28.06	8	0:05:28.40	8		<b>0:31:18.53</b>	+0:02:22.39
9	1343	GIBLIN Megan-Thalia		0:05:38.96 0:07:59.17	11 9	0:06:48.78	9	0:06:35.63	9	0:05:34.00	9		<b>0:32:36.54</b>	+0:03:40.40
10	1335	GUNNER Rhiannon	 GBR.2000.37015	0:05:11.22 0:08:09.10	7 10	0:07:03.31	10	0:06:37.73	10	0:06:06.23	12		<b>0:33:07.59</b>	+0:04:11.45
11	1181	LIMPUS Jade		0:06:10.48 0:08:33.55	14 11	0:07:28.58	12	0:06:51.23	11	0:05:53.63	10		<b>0:34:57.47</b>	+0:06:01.33
12	1127	BARRIE Eliza		0:05:45.23 0:08:43.75	12 12	0:07:09.37	11	0:07:25.68	13	0:06:06.08	11		<b>0:35:10.11</b>	+0:06:13.97
13	1336	MASTERSON Rowan		0:05:23.08 0:09:18.68	9 14	0:07:51.69	13	0:07:16.21	12	0:06:55.83	14		<b>0:36:45.49</b>	+0:07:49.35
14	1344	NICE Melanie		0:06:42.81 0:09:08.92	16 13	0:08:07.97	14	0:07:29.55	14	0:06:26.51	13		<b>0:37:55.76</b>	+0:08:59.62
15	1340	MAY Katie		0:06:29.64 0:09:49.55	15 15	0:08:41.87	15	0:08:18.45	15	0:07:18.07	15		<b>0:40:37.58</b>	+0:11:41.44
DNF	1341	CSERNAI Lilla		0:05:59.17	13	0:11:15.22	16							

## EWS100 | WOMEN | Master 35+

1	1334	NEWMAN Roslynn		0:05:04.15 0:07:19.43	1 1	0:06:17.25	1	0:06:24.00	2	0:05:03.13	1		<b>0:30:07.96</b>	
---	------	----------------	---	--------------------------	--------	------------	---	------------	---	------------	---	--	-------------------	--

## EWS100 Results

Pos	Plate	Name Team	Nat EWS number	Stage 1 Stage 5	Pos Pos	Stage 2	Pos	Stage 3	Pos	Stage 4	Pos	Penalties	Time	Gap
<b>EWS100   WOMEN   Master 35+</b>														
2	1333	SUNTER Katy		0:05:09.41 0:07:34.07	2 2	0:06:37.68	2	<u>0:06:23.12</u>	1	0:05:09.98	2		<b>0:30:54.26</b>	+0:00:46.30
DNF	1346	MCCARROLL Jessica		0:07:38.85	4	0:09:55.17	3	0:10:14.50	3					
DNF	1345	GREAVES Elizabeth		0:07:43.24	5	0:10:35.13	4	0:11:39.33	4					
DNF	1157	TURNER Nicola		0:05:54.36	3									

### Statistics

Entries / Nations	Finished	DNF	DSQ	DNS	Weather	Temperature	Distance	Elevation
323 / 14	290	22	0	11	Rain showers, moderate breeze	11 °C		

DNF: did not finish · DNS: did not start · DSQ: disqualified