






















Vittoria EWS Tweed Valley

Innerleithen, Scotland
02 & 03 October 2021

EWS80 Results

Pos	Plate	Name Team	Nat EWS number	Stage 1	Pos	Stage 2	Pos	Stage 3	Pos	Stage 4	Pos	Penalties	Time	Gap
EWS80 MEN														
1	818	BALFOUR Ben David	 GBR.2000.25343	<u>0:05:06.56</u>	1	<u>0:05:02.88</u>	1	<u>0:04:04.05</u>	1	<u>0:05:55.85</u>	1		0:20:09.34	
2	831	WEBSTER Cameron		0:06:32.94	2	0:05:47.03	2	0:04:47.30	2	0:06:58.89	2		0:24:06.16	+0:03:56.82
3	830	RICCIO Thomas		0:06:52.47	3	0:06:09.21	3	0:05:09.27	3	0:07:09.58	3		0:25:20.53	+0:05:11.19
4	1314	MULLAN Gavin		0:07:45.97	4	0:07:34.72	4	0:07:16.13	5	0:11:46.77	5		0:34:23.59	+0:14:14.25
5	833	BLACK Jonny		0:09:36.75	6	0:08:43.98	6	0:07:08.60	4	0:10:25.38	4		0:35:54.71	+0:15:45.37
DNF	1313	O'HARA Michael		0:09:05.06	5	0:08:09.55	5							
DNS	834	THURSTON Luke												
EWS80 MEN Master 35+														
1	844	MILLER Eric	 USA.1976.27655	<u>0:06:08.07</u>	1	<u>0:05:49.93</u>	1	<u>0:04:42.65</u>	1	<u>0:06:55.17</u>	1		0:23:35.82	
2	839	OLEARY Ian		0:06:39.10	2	0:06:17.20	2	0:05:17.12	2	0:07:35.23	2		0:25:48.65	+0:02:12.83
3	832	MOSS Jon		0:07:07.79	3	0:07:17.80	4	0:05:28.40	3	0:07:39.56	3		0:27:33.55	+0:03:57.73
4	837	MILLAR Bob		0:07:28.56	4	0:06:49.11	3	0:06:04.99	4	0:08:56.10	4		0:29:18.76	+0:05:42.94

EWS80 Results

Pos	Plate	Name Team	Nat EWS number	Stage 1	Pos	Stage 2	Pos	Stage 3	Pos	Stage 4	Pos	Penalties	Time	Gap
EWS80 MEN Master 35+														
5	836	JOHNSON Tom		0:10:03.25	5	0:09:13.47	5	0:07:38.12	5	0:11:54.69	5		0:38:49.53	+0:15:13.71
DNS	1188	MULLANE Ash	 GBR.1984.22687											
DNS	838	KILDAY Mark												
EWS80 MEN Under 21														
1	817	JACKSON Cole		<u>0:05:27.17</u>	1	<u>0:05:20.50</u>	1	<u>0:04:21.99</u>	1	<u>0:06:01.63</u>	1		0:21:11.29	
2	821	BURSILL Brogan		0:05:48.35	2	0:05:32.16	2	0:04:28.12	2	0:06:30.52	2		0:22:19.15	+0:01:07.86
3	819	WILSON Joe		0:05:55.96	3	0:06:12.86	3	0:05:30.23	3	0:07:45.23	3		0:25:24.28	+0:04:12.99
4	841	HARPER Angus	 GBR.2002.37829	0:06:43.79	4	0:06:30.14	4	0:05:39.06	4	0:08:03.77	4		0:26:56.76	+0:05:45.47
5	820	NAYLOR Alexander		0:08:34.38	6	0:08:05.18	6	0:06:19.23	5	0:08:18.82	5		0:31:17.61	+0:10:06.32
6	840	OLEARY Reef		0:07:08.58	5	0:06:59.45	5	0:08:54.30	6	0:11:31.03	6		0:34:33.36	+0:13:22.07
EWS80 MEN Youth 13-16														
1	801	PLATT Dom	 GBR.2005.37944	<u>0:04:39.90</u>	1	<u>0:04:49.93</u>	1	<u>0:03:48.55</u>	1	<u>0:05:22.13</u>	1		0:18:40.51	











Vittoria EWS Tweed Valley

Innerleithen, Scotland
02 & 03 October 2021

EWS80 Results

Pos	Plate	Name Team	Nat EWS number	Stage 1	Pos	Stage 2	Pos	Stage 3	Pos	Stage 4	Pos	Penalties	Time	Gap
EWS80 MEN Youth 13-16														
2	803	HEMINGWAY Harry		0:04:51.77	4	0:05:06.87	7	0:04:00.89	2	0:05:28.97	2		0:19:28.50	+0:00:47.99
3	825	FORSHAW Luke		0:04:47.25	2	0:05:02.45	2	0:04:06.38	3	0:05:35.29	3		0:19:31.37	+0:00:50.86
4	804	STEPHENSON Henry	 GBR.2005.36564	0:04:48.38	3	0:05:03.71	3	0:04:18.05	6	0:05:40.17	4		0:19:50.31	+0:01:09.80
5	802	HEMINGWAY George		0:05:11.79	6	0:05:05.13	5	0:04:12.78	5	0:05:44.72	5		0:20:14.42	+0:01:33.91
6	805	SHEARER Eli		0:05:15.05	7	0:05:04.00	4	0:04:09.53	4	0:05:53.75	6		0:20:22.33	+0:01:41.82
7	806	LANCASTER Danny		0:05:02.65	5	0:05:06.70	6	0:04:26.10	8	0:06:07.16	8		0:20:42.61	+0:02:02.10
8	812	MURPHY Toby		0:05:17.22	9	0:05:33.71	10	0:04:26.68	9	0:06:06.65	7		0:21:24.26	+0:02:43.75
9	808	BIRKS Billy		0:05:15.78	8	0:05:16.98	9	0:04:23.01	7	0:06:45.50	13		0:21:41.27	+0:03:00.76
10	809	BIRKS Aily		0:05:31.53	11	0:05:13.10	8	0:04:27.45	11	0:06:42.43	12		0:21:54.51	+0:03:14.00
11	816	BURGESS Ruairidh		0:05:54.62	14	0:05:42.18	13	0:04:26.80	10	0:06:18.88	9		0:22:22.48	+0:03:41.97
12	828	MACKAY Sandy		0:05:30.93	10	0:05:34.04	11	0:05:03.35	14	0:06:49.15	14		0:22:57.47	+0:04:16.96

EWS80 Results

Pos	Plate	Name Team	Nat EWS number	Stage 1	Pos	Stage 2	Pos	Stage 3	Pos	Stage 4	Pos	Penalties	Time	Gap
EWS80 MEN Youth 13-16														
13	824	DARBROUGH Cameron		0:06:01.40	15	0:05:57.82	14	0:04:53.44	12	0:06:30.18	10		0:23:22.84	+0:04:42.33
14	814	HARRISON Sam		0:05:45.17	13	0:06:05.07	16	0:05:12.57	15	0:06:33.11	11		0:23:35.92	+0:04:55.41
15	810	RICHARDSON Ben		0:06:08.68	16	0:06:01.79	15	0:04:57.55	13	0:07:13.42	15		0:24:21.44	+0:05:40.93
16	823	BEHER Jonathan		0:06:33.79	17	0:06:07.03	17	0:05:21.25	16	0:07:40.46	16		0:25:42.53	+0:07:02.02
DNF	829	PURVES Jason		0:06:59.15	18	0:05:40.10	12							
DNF	807	MUNNIS Arthur		0:05:41.57	12									
DNF	826	PICK Matthew		0:19:48.59	19									
EWS80 WOMEN														
1	849	THORPE Yasmin		<u>0:07:39.39</u>	1	<u>0:07:37.10</u>	1	<u>0:05:41.04</u>	1	<u>0:08:09.51</u>	1		0:29:07.04	
2	847	FORBES-WALKER Claudia		0:08:35.25	2	0:07:56.07	2	0:07:47.05	3	0:09:25.93	2		0:33:44.30	+0:04:37.26
3	850	COCKLE Hannah		0:08:45.12	3	0:08:08.26	3	0:07:14.00	2	0:10:29.00	3		0:34:36.38	+0:05:29.34





EWS80 Results

Pos	Plate	Name Team	Nat EWS number	Stage 1	Pos	Stage 2	Pos	Stage 3	Pos	Stage 4	Pos	Penalties	Time	Gap
-----	-------	--------------	-------------------	---------	-----	---------	-----	---------	-----	---------	-----	-----------	------	-----

EWS80 | WOMEN

DNF	1331	GWYNNE-EVANS Jessica May	 RSA.1997.27851	0:12:07.75	4									
-----	------	------------------------------------	---	------------	---	--	--	--	--	--	--	--	--	--

EWS80 | WOMEN | Youth 13-16

1	842	CARRICK-ANDERSON Emily	 GBR.2005.38081	<u>0:05:29.42</u>	1	<u>0:05:36.88</u>	1	<u>0:04:33.86</u>	1	<u>0:06:26.42</u>	1		0:22:06.58	
2	846	MULLIN Hannah		0:06:14.88	2	0:06:15.08	3	0:05:23.35	3	0:07:08.40	2		0:25:01.71	+0:02:55.13
3	843	MILLER Riley	 USA.2005.27654	0:06:38.13	3	0:06:10.72	2	0:05:16.85	2	0:07:49.77	3		0:25:55.47	+0:03:48.89
DNF	845	TULLOCH Leah	 GBR.2005.38544											

Statistics

Entries / Nations	Finished	DNF	DSQ	DNS	Weather	Temperature	Distance	Elevation
47 / 4	38	6	0	3	Rain showers, moderate breeze	11 °C		

DNF: did not finish · DNS: did not start · DSQ: disqualified