























Stage 1PRO Results

Pos	Plate	Name Team	Nat EWS number	Sector 1	Pos	Sector 2	Pos	Penalties	Time	Gap
MEN										
1	21	MOIR Jack Canyon Collective	 AUS.1994.33430	0:02:02.60	1	0:01:22.77	1		0:03:25.37	
2	27	MAES Martin GT Factory Racing	 BEL.1997.21636	0:02:05.70	4	0:01:23.39	2		0:03:29.09	+0:00:03.72
3	82	BUCHANAN Lewis	 GBR.1993.21608	0:02:03.65	2	0:01:26.58	20		0:03:30.23	+0:00:04.86
4	11	MELAMED Jesse Rocky Mountain Race Face	 CAN.1992.21596	0:02:06.54	5	0:01:23.80	3		0:03:30.34	+0:00:04.97
5	35	CALLAGHAN Gregory Devinci Global Racing	 IRL.1991.21827	0:02:05.33	3	0:01:25.76	13		0:03:31.09	+0:00:05.72
6	86	WALL Evan Orbea FOX Enduro Team	 CAN.1999.23531	0:02:07.75	11	0:01:25.27	6		0:03:33.02	+0:00:07.65
7	142	DALE Sam	 GBR.1990.22733	0:02:07.63	10	0:01:25.63	10		0:03:33.26	+0:00:07.89
8	5	DAILLY Adrien Lapierre Zipp Collective	 FRA.1996.21677	0:02:08.85	14	0:01:24.46	5		0:03:33.31	+0:00:07.94
9	36	PERSAK Vid Orbea FOX Enduro Team	 SLO.1996.22810	0:02:09.00	17	0:01:24.38	4		0:03:33.38	+0:00:08.01
10	76	WATSON Corey	 GBR.1999.35483	0:02:08.50	12	0:01:25.47	9		0:03:33.97	+0:00:08.60
10	8	WALKER Matthew Pivot Factory Racing	 NZL.1990.21846	0:02:07.20	7	0:01:26.77	21		0:03:33.97	+0:00:08.60












Stage 1PRO Results

Pos	Plate	Name Team	Nat EWS number	Sector 1	Pos	Sector 2	Pos	Penalties	Time	Gap
MEN										
12	83	BRAYTON Adam	 GBR.1988.39900	0:02:09.04	18	0:01:25.38	7		0:03:34.42	+0:00:09.05
13	100	GALLAGHER Christopher	 GBR.1993.23014	0:02:06.82	6	0:01:27.69	37		0:03:34.51	+0:00:09.14
14	79	KERR Bernard Pivot Factory Racing	 GBR.1991.27607	0:02:07.43	8	0:01:27.65	35		0:03:35.08	+0:00:09.71
15	78	WALKER Matt	 GBR.1999.40099	0:02:07.50	9	0:01:27.61	33		0:03:35.11	+0:00:09.74
16	41	SCOTT Mark Santa Cruz	 GBR.1993.21714	0:02:08.93	16	0:01:26.25	16		0:03:35.18	+0:00:09.81
17	274	RUFFRAY Mathieu Team Cycles Peugeot	 FRA.1997.22634	0:02:09.13	20	0:01:26.27	17		0:03:35.40	+0:00:10.03
18	30	MURRAY Charles Specialized Racing	 NZL.1996.22752	0:02:09.68	24	0:01:25.82	14		0:03:35.50	+0:00:10.13
19	10	JOHANSEN Zakarias Ibis Enduro Team	 SWE.1992.21863	0:02:10.20	27	0:01:25.75	12		0:03:35.95	+0:00:10.58
20	12	JOHNSON Leigh Pole Enduro Race Team	 GBR.1996.22603	0:02:09.30	22	0:01:27.11	26		0:03:36.41	+0:00:11.04
21	24	WOOLLEY Kasper Yeti / OneUp PRO Team	 CAN.1999.21348	0:02:09.11	19	0:01:27.54	29		0:03:36.65	+0:00:11.28
22	64	GRANT Kelan Chain Reaction Cycles	 IRL.1993.21773	0:02:11.30	35	0:01:25.38	7		0:03:36.68	+0:00:11.31












Vittoria EWS Tweed Valley

Innerleithen, Scotland
02 & 03 October 2021












Stage 1PRO Results

Pos	Plate	Name Team	Nat EWS number	Sector 1	Pos	Sector 2	Pos	Penalties	Time	Gap
MEN										
23	31	GALY Theo Sunn French Connexion By Alpe D'Huez	 FRA.1990.21691	0:02:09.87	26	0:01:26.90	23		0:03:36.77	+0:00:11.40
24	75	CONNELL Joseph Orange Factory Racing	 GBR.1994.21745	0:02:10.98	32	0:01:26.28	18		0:03:37.26	+0:00:11.89
25	15	NEER Shawn Yeti / Fox Factory Team	 USA.1991.21712	0:02:09.78	25	0:01:27.59	32		0:03:37.37	+0:00:12.00
26	13	WALLNER Robin Ibis Enduro Team	 SWE.1988.21594	0:02:09.60	23	0:01:27.78	40		0:03:37.38	+0:00:12.01
27	40	VERNER Rhys Forbidden Synthesis	 CAN.1997.22407	0:02:11.68	38	0:01:26.34	19		0:03:38.02	+0:00:12.65
28	28	VIDAL Antoine Commencal Enduro Team	 FRA.2001.25035	0:02:11.18	33	0:01:26.86	22		0:03:38.04	+0:00:12.67
29	77	ROPELATO Mitch	 USA.1992.22734	0:02:10.70	30	0:01:27.73	38		0:03:38.43	+0:00:13.06
30	4	TORDO Dimitri Canyon Collective	 FRA.1993.21764	0:02:11.70	39	0:01:26.95	24		0:03:38.65	+0:00:13.28
31	101	HUTCHENS Chris	 GBR.1989.22999	0:02:10.46	28	0:01:28.30	44		0:03:38.76	+0:00:13.39
32	141	BEAUMONT Marc	 GBR.1984.38342	0:02:09.28	21	0:01:29.53	54		0:03:38.81	+0:00:13.44
33	63	FRANCK Gilles	 BEL.2000.22291	0:02:11.32	36	0:01:27.58	31		0:03:38.90	+0:00:13.53












Stage 1PRO Results

Pos	Plate	Name Team	Nat EWS number	Sector 1	Pos	Sector 2	Pos	Penalties	Time	Gap
MEN										
34	98	SCOTT Riley	 GBR.2000.38625	0:02:08.86	15	0:01:30.21	58		0:03:39.07	+0:00:13.70
35	25	HEAP Elliott Chain Reaction Cycles	 GBR.1998.21783	0:02:08.55	13	0:01:30.63	64		0:03:39.18	+0:00:13.81
36	6	GAUVIN Remi Rocky Mountain Race Face	 CAN.1992.21624	0:02:10.65	29	0:01:28.91	49		0:03:39.56	+0:00:14.19
37	81	BARNES Joe	 GBR.1988.21748	0:02:12.62	45	0:01:26.97	25		0:03:39.59	+0:00:14.22
38	2	NICOLAI Florian Trek Factory Racing	 FRA.1993.21749	0:02:11.87	40	0:01:27.76	39		0:03:39.63	+0:00:14.26
39	116	MOORE Thomas	 GBR.1994.33293	0:02:12.17	42	0:01:27.61	33		0:03:39.78	+0:00:14.41
40	70	MASTERS Wyn GT Factory Racing	 NZL.1987.21663	0:02:14.25	54	0:01:25.71	11		0:03:39.96	+0:00:14.59
41	56	STONE Brady Theory Global Enduro Team	 NZL.2000.23119	0:02:14.15	53	0:01:26.15	15		0:03:40.30	+0:00:14.93
42	73	MACARTHUR Glenn	 FRA.2000.22879	0:02:11.60	37	0:01:28.73	48		0:03:40.33	+0:00:14.96
43	33	TEXTOR Christian Team BULLS	 GER.1990.22845	0:02:12.93	46	0:01:27.55	30		0:03:40.48	+0:00:15.11
44	1	HILL Samuel Chain Reaction Cycles	 AUS.1985.21775	0:02:13.75	50	0:01:27.27	27		0:03:41.02	+0:00:15.65












Stage 1PRO Results

Pos	Plate	Name Team	Nat EWS number	Sector 1	Pos	Sector 2	Pos	Penalties	Time	Gap
MEN										
45	117	LANGHORN Reece	 GBR.1988.23486	0:02:11.95	41	0:01:29.23	51		0:03:41.18	+0:00:15.81
46	3	MIQUEL Kevin Specialized Racing	 FRA.1991.21704	0:02:12.55	44	0:01:28.66	45		0:03:41.21	+0:00:15.84
47	14	LUCAS Cole Ibis Enduro Team	 NZL.1998.23013	0:02:12.23	43	0:01:29.25	52		0:03:41.48	+0:00:16.11
48	80	READING Jack	 GBR.1988.22548	0:02:13.22	48	0:01:28.67	47		0:03:41.89	+0:00:16.52
49	85	KRASNY Carter	 CAN.1999.22027	0:02:14.07	52	0:01:28.66	45		0:03:42.73	+0:00:17.36
50	65	GARAY TAMAYO Iago Santa Cruz	 ESP.1991.21707	0:02:15.12	59	0:01:27.66	36		0:03:42.78	+0:00:17.41
51	62	BLAIR Lachlan Orange Factory Racing	 GBR.1995.21426	0:02:15.50	60	0:01:27.40	28		0:03:42.90	+0:00:17.53
52	38	LARBEOU Guillaume Sunn French Connexion By Alpe D'Huez	 FRA.1994.25575	0:02:14.57	57	0:01:29.04	50		0:03:43.61	+0:00:18.24
53	34	CHARLES Clement Rossignol Factory Team	 FRA.1994.22206	0:02:15.57	62	0:01:28.14	43		0:03:43.71	+0:00:18.34
54	29	VENDEMMIA Mirco Fastlight-Abetone	 ITA.1998.21871	0:02:13.96	51	0:01:29.98	56		0:03:43.94	+0:00:18.57
55	126	SHUCKSMITH Samuel	 GBR.1990.23007	0:02:13.00	47	0:01:31.28	68		0:03:44.28	+0:00:18.91












Stage 1PRO Results

Pos	Plate	Name Team	Nat EWS number	Sector 1	Pos	Sector 2	Pos	Penalties	Time	Gap
MEN										
56	107	HARKER Jack	 GBR.1998.33252	0:02:14.38	55	0:01:30.10	57		0:03:44.48	+0:00:19.11
57	26	OTON Damien Orbea FOX Enduro Team	 FRA.1987.21728	0:02:14.95	58	0:01:29.60	55		0:03:44.55	+0:00:19.18
58	54	MENJOU Irene	 FRA.1995.22122	0:02:16.50	70	0:01:28.11	42		0:03:44.61	+0:00:19.24
59	59	TORRALBA GARASA Juan Gabriel Orbea FOX Enduro Team	 ESP.1997.21633	0:02:13.29	49	0:01:32.00	76		0:03:45.29	+0:00:19.92
60	72	SELF Daniel Theory Global Enduro Team	 NZL.1998.21834	0:02:14.52	56	0:01:31.49	71		0:03:46.01	+0:00:20.64
61	66	DRACH Torben	 GER.1998.22419	0:02:15.65	63	0:01:30.61	63		0:03:46.26	+0:00:20.89
61	32	PIGEON Hugo Scott SR Suntour Enduro Team	 FRA.1996.23507	0:02:11.23	34	0:01:35.03	89		0:03:46.26	+0:00:20.89
61	89	JONES Jono	 GBR.1994.37370	0:02:16.05	66	0:01:30.21	58		0:03:46.26	+0:00:20.89
64	92	FRESQUET Axel Urge Pyrenees Gravity	 FRA.1998.23081	0:02:16.80	72	0:01:29.49	53		0:03:46.29	+0:00:20.92
65	74	PONTAL Yannick Team Cycles Peugeot	 FRA.1985.22511	0:02:16.05	66	0:01:30.25	60		0:03:46.30	+0:00:20.93
66	103	CARROLL Gavin	 IRL.1993.35848	0:02:16.03	65	0:01:30.35	61		0:03:46.38	+0:00:21.01

Stage 1PRO Results

Pos	Plate	Name Team	Nat EWS number	Sector 1	Pos	Sector 2	Pos	Penalties	Time	Gap
MEN										
67	88	WILSON Thomas Orange Factory Racing	 GBR.2000.22553	0:02:18.70	76	0:01:27.86	41		0:03:46.56	+0:00:21.19
68	60	NATION Joseph Pole Enduro Race Team	 NZL.1989.21670	0:02:16.05	66	0:01:31.31	69		0:03:47.36	+0:00:21.99
69	132	JENSEN Henrik	 GBR.1998.25933	0:02:16.64	71	0:01:30.80	66		0:03:47.44	+0:00:22.07
70	120	YOUNG Robert	 GBR.1988.30345	0:02:15.87	64	0:01:31.83	73		0:03:47.70	+0:00:22.33
71	22	BORGES Jose Canyon Collective	 POR.1990.21669	0:02:10.76	31	0:01:37.31	95		0:03:48.07	+0:00:22.70
72	135	HOLOWKO Alex	 GBR.1990.21357	0:02:15.52	61	0:01:32.70	80		0:03:48.22	+0:00:22.85
73	58	CARBALLO GONZALEZ Edgar Orbea FOX Enduro Team	 ESP.1988.30531	0:02:17.55	73	0:01:30.83	67		0:03:48.38	+0:00:23.01
74	91	MOROTTI Hugo	 FRA.2000.24522	0:02:18.07	75	0:01:30.36	62		0:03:48.43	+0:00:23.06
75	71	MYSIK Milan	 CZE.1993.22051	0:02:16.25	69	0:01:32.75	81		0:03:49.00	+0:00:23.63
76	53	SECONDI Nathan Fulgur Factory Team	 FRA.1999.22133	0:02:19.02	77	0:01:30.76	65		0:03:49.78	+0:00:24.41
77	115	SHIRLEY James	 GBR.1989.22351	0:02:19.02	77	0:01:31.87	74		0:03:50.89	+0:00:25.52












Stage 1PRO Results

Pos	Plate	Name Team	Nat EWS number	Sector 1	Pos	Sector 2	Pos	Penalties	Time	Gap
MEN										
78	121	TUCKER Richard	 GBR.1991.36353	0:02:20.08	81	0:01:32.01	77		0:03:52.09	+0:00:26.72
79	143	BROOKES Martyn	 GBR.1987.23008	0:02:20.18	82	0:01:32.48	79		0:03:52.66	+0:00:27.29
80	114	MOYNIHAN Liam	 GBR.1991.21835	0:02:21.22	87	0:01:31.80	72		0:03:53.02	+0:00:27.65
81	97	JANSER Robin	 SUI.2000.25837	0:02:21.48	89	0:01:31.91	75		0:03:53.39	+0:00:28.02
82	108	ROSSI Saben	 USA.1985.23371	0:02:21.05	85	0:01:32.40	78		0:03:53.45	+0:00:28.08
83	134	LEWIS Josh	 GBR.1993.21705	0:02:19.90	80	0:01:33.68	85		0:03:53.58	+0:00:28.21
84	131	WILLIAMS Luke	 GBR.1997.25234	0:02:20.63	83	0:01:33.39	84		0:03:54.02	+0:00:28.65
85	109	DERKUM Christian	 GER.1991.23043	0:02:21.35	88	0:01:33.28	83		0:03:54.63	+0:00:29.26
86	90	HEBERT Ambroise	 FRA.1993.21934	0:02:23.41	93	0:01:31.48	70		0:03:54.89	+0:00:29.52
87	128	CALLAGHAN Emmet	 IRL.2000.25892	0:02:21.05	85	0:01:34.08	86		0:03:55.13	+0:00:29.76
88	87	PFEIL Max	 GER.1998.27442	0:02:17.82	74	0:01:37.82	96		0:03:55.64	+0:00:30.27












Vittoria EWS Tweed Valley

Innerleithen, Scotland
02 & 03 October 2021












Stage 1PRO Results

Pos	Plate	Name Team	Nat EWS number	Sector 1	Pos	Sector 2	Pos	Penalties	Time	Gap
MEN										
89	118	COULTHARD Aidan	 GBR.1996.33292	0:02:19.70	79	0:01:36.45	94		0:03:56.15	+0:00:30.78
90	93	ARNAUD Quentin Sunn French Connexion By Alpe D'Huez	 FRA.1994.22628	0:02:22.28	90	0:01:34.17	87		0:03:56.45	+0:00:31.08
91	119	BROWN Chris	 IRL.1995.33325	0:02:23.60	94	0:01:33.14	82		0:03:56.74	+0:00:31.37
92	113	DEMUYLDER Jonas	 BEL.1997.25196	0:02:22.35	91	0:01:35.34	91		0:03:57.69	+0:00:32.32
93	106	LANDMARK Ola Javold	 NOR.1999.25289	0:02:24.54	96	0:01:35.20	90		0:03:59.74	+0:00:34.37
94	99	RYAN Fergus	 GBR.1993.22458	0:02:23.98	95	0:01:36.15	92		0:04:00.13	+0:00:34.76
95	111	BARICH Leopold	 GER.1998.22342	0:02:26.58	98	0:01:34.66	88		0:04:01.24	+0:00:35.87
96	110	SCHWENK Robert	 GER.1994.23041	0:02:25.22	97	0:01:38.11	97		0:04:03.33	+0:00:37.96
97	125	COUTURE Charles	 CAN.1999.29610	0:02:27.57	99	0:01:36.23	93		0:04:03.80	+0:00:38.43
98	122	DIEU Antonio	 FRA.1989.26701	0:02:20.88	84	0:01:43.42	101		0:04:04.30	+0:00:38.93
99	127	IRWIN Ben	 GBR.1994.37610	0:02:22.61	92	0:01:45.42	103		0:04:08.03	+0:00:42.66












Stage 1PRO Results

Pos	Plate	Name Team	Nat EWS number	Sector 1	Pos	Sector 2	Pos	Penalties	Time	Gap
MEN										
100	138	BROTHERTON Tobias	 USA.1993.24850	0:02:29.40	100	0:01:41.11	99		0:04:10.51	+0:00:45.14
101	137	JONSSON Gestur	 ISL.1989.25903	0:02:33.69	103	0:01:39.95	98		0:04:13.64	+0:00:48.27
102	112	BEAN Nicolas Theory Global Enduro Team	 USA.1999.22730	0:02:30.82	102	0:01:44.87	102		0:04:15.69	+0:00:50.32
103	123	GUERIN Cedric	 FRA.1992.23190	0:02:41.01	104	0:01:42.65	100		0:04:23.66	+0:00:58.29
104	133	SCHELBERT Aron	 SUI.2000.24501	0:02:29.58	101	0:01:57.38	104		0:04:26.96	+0:01:01.59
DSQ	7	RUDE JR Richard Yeti / Fox Factory Team	 USA.1995.21739	0:02:05.37		0:01:23.65				
DSQ	23	LUKASIK Slawomir	 POL.1993.24876	0:02:15.02		0:01:35.06				
MEN Master 35+										
1	222	FARRER Dan	 GBR.1982.25481	<u>0:02:14.33</u>	1	<u>0:01:29.69</u>	1		0:03:44.02	
2	218	AUSTERMUHLE Ian	 GBR.1980.21590	0:02:16.71	2	0:01:33.28	4		0:03:49.99	+0:00:05.97
3	221	ROBINSON Sean	 GBR.1983.22012	0:02:18.29	3	0:01:33.18	3		0:03:51.47	+0:00:07.45
4	203	AMOUR Karim	 FRA.1975.21696	0:02:20.87	4	0:01:32.28	2		0:03:53.15	+0:00:09.13












Stage 1PRO Results

Pos	Plate	Name Team	Nat EWS number	Sector 1	Pos	Sector 2	Pos	Penalties	Time	Gap
MEN Master 35+										
5	207	PAGE Nigel Chain Reaction Cycles	 GBR.1972.23282	0:02:22.52	6	0:01:35.73	6		0:03:58.25	+0:00:14.23
6	216	BISHOP Daniel	 GBR.1970.22823	0:02:21.88	5	0:01:36.57	7		0:03:58.45	+0:00:14.43
7	219	O'BRIEN Glyn	 IRL.1977.22983	0:02:25.90	8	0:01:33.90	5		0:03:59.80	+0:00:15.78
8	214	TITLEY Andrew	 GBR.1975.27790	0:02:22.57	7	0:01:39.79	9		0:04:02.36	+0:00:18.34
9	220	WRIGHT Mat	 GBR.1980.35435	0:02:27.10	9	0:01:38.41	8		0:04:05.51	+0:00:21.49
10	217	MCNEIL John	 GBR.1969.21394	0:02:29.72	10	0:01:40.24	11		0:04:09.96	+0:00:25.94
11	205	CARREZ Cedric Lapierre Zipp Collective	 FRA.1978.23588	0:02:33.63	13	0:01:39.85	10		0:04:13.48	+0:00:29.46
12	215	ZIETSMAN Martin	 RSA.1984.22399	0:02:32.67	11	0:01:41.30	13		0:04:13.97	+0:00:29.95
13	224	SADLER Andy	 GBR.1972.21595	0:02:34.12	14	0:01:41.73	14		0:04:15.85	+0:00:31.83
14	212	WARD Joe	 IRL.1971.22541	0:02:38.20	16	0:01:40.63	12		0:04:18.83	+0:00:34.81
15	210	BODEUX Xavier	 BEL.1976.21936	0:02:35.75	15	0:01:43.81	16		0:04:19.56	+0:00:35.54












Stage 1PRO Results

Pos	Plate	Name Team	Nat EWS number	Sector 1	Pos	Sector 2	Pos	Penalties	Time	Gap
MEN Master 35+										
16	213	JONES Sion	 GBR.1976.23430	0:02:33.07	12	0:01:49.03	18		0:04:22.10	+0:00:38.08
17	206	CALVEZ Mathieu Urge Pyrenees Gravity	 FRA.1986.22152	0:02:42.13	17	0:01:41.78	15		0:04:23.91	+0:00:39.89
18	223	ALCISTO Patrick	 USA.1981.38277	0:02:50.35	18	0:01:46.78	17		0:04:37.13	+0:00:53.11
19	211	DAUMAS Eric	 FRA.1968.22075	0:02:55.04	19	0:01:50.49	19		0:04:45.53	+0:01:01.51
20	225	CALAM Jeff	 GBR.1978.22741	0:02:55.90	20	0:01:57.54	20		0:04:53.44	+0:01:09.42
MEN Under 21										
1	148	EDMONDSON Jamie	 GBR.2001.22932	<u>0:02:03.10</u>	1	<u>0:01:24.13</u>	1		0:03:27.23	
2	152	STORR Alex	 GBR.2001.31009	0:02:09.87	3	0:01:25.73	2		0:03:35.60	+0:00:08.37
3	159	MENZIES Jack Forbidden Synthesis	 CAN.2001.22519	0:02:10.23	4	0:01:27.50	5		0:03:37.73	+0:00:10.50
4	160	EBDON Jake	 GBR.2001.32703	0:02:09.63	2	0:01:28.63	8		0:03:38.26	+0:00:11.03
5	149	MEIER-SMITH Luke	 AUS.2002.25147	0:02:11.59	6	0:01:26.68	3		0:03:38.27	+0:00:11.04
6	155	WARNET Manu	 NED.2001.26267	0:02:11.28	5	0:01:27.85	7		0:03:39.13	+0:00:11.90












Stage 1PRO Results

Pos	Plate	Name Team	Nat EWS number	Sector 1	Pos	Sector 2	Pos	Penalties	Time	Gap
MEN Under 21										
7	175	BRODIE William	 GBR.2004.37689	0:02:12.03	8	0:01:27.68	6		0:03:39.71	+0:00:12.48
8	165	SLACK Dan	 GBR.2002.38212	0:02:14.08	11	0:01:27.36	4		0:03:41.44	+0:00:14.21
9	178	JOHNSON Calum	 GBR.2002.34766	0:02:11.95	7	0:01:31.39	15		0:03:43.34	+0:00:16.11
10	156	PIERCY Jack Commencal Enduro Team	 GBR.2004.36927	0:02:13.33	10	0:01:30.21	12		0:03:43.54	+0:00:16.31
11	182	CREASE Henry	 GBR.2003.36925	0:02:14.55	12	0:01:29.01	10		0:03:43.56	+0:00:16.33
12	147	CAMOIN Francescu Specialized Racing	 FRA.2001.23545	0:02:16.05	18	0:01:28.75	9		0:03:44.80	+0:00:17.57
13	161	CHAPIN Aiden Trek Factory Racing	 USA.2002.25700	0:02:16.40	19	0:01:29.03	11		0:03:45.43	+0:00:18.20
14	169	NOBLE Josh	 GBR.2001.25619	0:02:12.91	9	0:01:32.70	25		0:03:45.61	+0:00:18.38
15	174	COPE Daniel	 GBR.2003.36534	0:02:14.90	13	0:01:30.89	13		0:03:45.79	+0:00:18.56
16	153	RYYNANEN Tarmo	 FIN.2002.31950	0:02:15.13	14	0:01:31.50	16		0:03:46.63	+0:00:19.40
17	168	RANDELL Jayden	 GBR.2003.27895	0:02:15.79	15	0:01:31.58	17		0:03:47.37	+0:00:20.14












Stage 1PRO Results

Pos	Plate	Name Team	Nat EWS number	Sector 1	Pos	Sector 2	Pos	Penalties	Time	Gap
MEN Under 21										
18	172	HEINE Geraud	 BEL.2004.25833	0:02:16.63	20	0:01:31.66	18		0:03:48.29	+0:00:21.06
19	151	STERCKX Nathan	 CAN.2001.22631	0:02:15.85	16	0:01:32.77	27		0:03:48.62	+0:00:21.39
20	176	CREWHER Matt	 GBR.2002.31956	0:02:16.03	17	0:01:32.70	25		0:03:48.73	+0:00:21.50
21	154	ARNAUD Nans	 FRA.2004.35462	0:02:20.48	21	0:01:32.30	20		0:03:52.78	+0:00:25.55
22	179	WILSON Ben	 IRL.2002.36239	0:02:21.20	23	0:01:31.90	19		0:03:53.10	+0:00:25.87
23	157	MILLE Thimote	 FRA.2001.31623	0:02:20.69	22	0:01:32.68	24		0:03:53.37	+0:00:26.14
24	170	SCHEELE William	 NOR.2003.33415	0:02:21.32	24	0:01:32.30	20		0:03:53.62	+0:00:26.39
25	150	ICARDO Alexis Theory Global Enduro Team	 FRA.2003.31902	0:02:22.42	26	0:01:31.25	14		0:03:53.67	+0:00:26.44
26	158	BERTINI Lisandru Lapierre Zipp Collective	 FRA.2004.36198	0:02:22.57	27	0:01:32.40	22		0:03:54.97	+0:00:27.74
27	180	CONROY Brendan	 IRL.2004.39139	0:02:22.40	25	0:01:34.68	30		0:03:57.08	+0:00:29.85
28	164	BYRNE Harry	 IRL.2001.23573	0:02:24.98	30	0:01:33.85	29		0:03:58.83	+0:00:31.60












Stage 1PRO Results

Pos	Plate	Name Team	Nat EWS number	Sector 1	Pos	Sector 2	Pos	Penalties	Time	Gap
MEN Under 21										
29	183	CALLAGHAN Ross	 IRL.2002.28683	0:02:25.38	31	0:01:33.67	28		0:03:59.05	+0:00:31.82
30	173	ENNIS Ross	 IRL.2001.25954	0:02:27.11	32	0:01:32.42	23		0:03:59.53	+0:00:32.30
31	177	JACKSON Ben	 GBR.2001.28609	0:02:24.42	28	0:01:35.15	31		0:03:59.57	+0:00:32.34
32	181	BIRCHILL Harry	 GBR.2001.35886	0:02:24.57	29	0:01:37.08	33		0:04:01.65	+0:00:34.42
33	171	FOURCADE Luca Urge Pyrenees Gravity	 FRA.2003.35944	0:02:28.21	33	0:01:36.31	32		0:04:04.52	+0:00:37.29
WOMEN										
1	10	BARAONA Rebecca Ibis Enduro Team	 GBR.1993.21715	<u>0:02:26.38</u>	1	0:01:38.72	5		0:04:05.10	
2	2	KOREM Noga GT Factory Racing	 ISR.1991.21660	0:02:32.90	6	<u>0:01:35.03</u>	1		0:04:07.93	+0:00:02.83
3	187	STONE Jessica	 GBR.1990.32154	0:02:28.63	2	0:01:40.28	10		0:04:08.91	+0:00:03.81
4	4	CHARRE Morgane Pivot Factory Racing	 FRA.1990.21958	0:02:32.63	5	0:01:37.84	4		0:04:10.47	+0:00:05.37
5	48	RICHTER Raphaela Juliana Free Agents	 GER.1997.25746	0:02:32.30	3	0:01:38.81	6		0:04:11.11	+0:00:06.01
6	44	HARDEN Harriet Trek Factory Racing	 GBR.2001.22819	0:02:32.36	4	0:01:38.85	7		0:04:11.21	+0:00:06.11

Stage 1PRO Results

Pos	Plate	Name Team	Nat EWS number	Sector 1	Pos	Sector 2	Pos	Penalties	Time	Gap
WOMEN										
7	46	CONOLLY Ella	 GBR.1998.21859	0:02:35.25	9	0:01:36.85	3		0:04:12.10	+0:00:07.00
8	1	COURDURIER Isabeau Lapierre Zipp Collective	 FRA.1994.21731	0:02:34.18	7	0:01:38.88	8		0:04:13.06	+0:00:07.96
9	45	CHARLES Estelle Rossignol Factory Team	 FRA.1997.22205	0:02:39.30	16	0:01:35.35	2		0:04:14.65	+0:00:09.55
10	9	MILLER Miranda Kona Factory Team	 CAN.1990.21687	0:02:35.35	10	0:01:40.76	11		0:04:16.11	+0:00:11.01
11	3	LANTHIER NADEAU Andreane Rocky Mountain Race Face	 CAN.1993.21609	0:02:34.60	8	0:01:42.36	15		0:04:16.96	+0:00:11.86
12	50	CHARLES Laura Orbea FOX Enduro Team	 FRA.1995.23500	0:02:36.70	12	0:01:40.91	12		0:04:17.61	+0:00:12.51
13	43	PUGIN Melanie	 FRA.1990.21693	0:02:38.13	15	0:01:39.64	9		0:04:17.77	+0:00:12.67
14	7	COOK Becky	 GBR.1986.21664	0:02:36.78	13	0:01:41.15	13		0:04:17.93	+0:00:12.83
15	47	WINTON Katy	 GBR.1993.21730	0:02:35.90	11	0:01:42.58	16		0:04:18.48	+0:00:13.38
16	184	TAYLOR Chloe	 GBR.1998.23462	0:02:37.90	14	0:01:43.36	17		0:04:21.26	+0:00:16.16
17	6	GEHRIG Anita Norco Factory Team	 SUI.1987.21718	0:02:40.63	18	0:01:41.15	13		0:04:21.78	+0:00:16.68

Stage 1PRO Results

Pos	Plate	Name Team	Nat EWS number	Sector 1	Pos	Sector 2	Pos	Penalties	Time	Gap
WOMEN										
18	8	MORRISON Rae Liv Racing	 NZL.1989.21630	0:02:40.02	17	0:01:44.02	18		0:04:24.04	+0:00:18.94
19	49	GEHRIG Carolin Norco Factory Team	 SUI.1987.21665	0:02:41.52	19	0:01:44.35	20		0:04:25.87	+0:00:20.77
20	185	GILL Martha	 GBR.1997.22469	0:02:45.81	20	0:01:45.06	21		0:04:30.87	+0:00:25.77
21	191	SCHICK Lucy	 CAN.2000.23447	0:02:47.17	23	0:01:44.04	19		0:04:31.21	+0:00:26.11
22	189	MAUNSELL Leah	 IRL.1999.22382	0:02:46.05	21	0:01:45.88	22		0:04:31.93	+0:00:26.83
23	188	DILLON Sian	 GBR.1994.35457	0:02:46.80	22	0:01:46.86	24		0:04:33.66	+0:00:28.56
24	52	DUVERT Julie Theory Global Enduro Team	 FRA.1996.21719	0:02:47.90	25	0:01:47.35	25		0:04:35.25	+0:00:30.15
25	190	MORGAN Jessie-may	 GBR.1992.30385	0:02:47.88	24	0:01:50.20	26		0:04:38.08	+0:00:32.98
26	186	LINN Kera	 USA.1992.38779	0:02:53.20	26	0:01:50.79	27		0:04:43.99	+0:00:38.89
27	193	LITTORIN SANDBU Anna	 NOR.2000.31919	0:02:57.70	27	0:01:46.54	23		0:04:44.24	+0:00:39.14
28	194	SHORT Isla	 GBR.1996.38607	0:02:59.45	28	0:01:54.96	28		0:04:54.41	+0:00:49.31

Stage 1PRO Results

Pos	Plate	Name Team	Nat EWS number	Sector 1	Pos	Sector 2	Pos	Penalties	Time	Gap
WOMEN Master 35+										
1	199	PICTON Leonie Liv Racing	AUS.1986.22420	0:02:49.12	1	0:01:46.83	1		0:04:35.95	
2	200	SKELTON Becci	GBR.1983.33703	0:02:49.68	2	0:01:59.76	2		0:04:49.44	+0:00:13.49
3	201	FILBY Maxine	GBR.1980.36076	0:03:10.17	3	0:02:01.24	3		0:05:11.41	+0:00:35.46
4	202	HART Catherine	GBR.1976.27215	0:03:24.26	4	0:02:07.71	4		0:05:31.97	+0:00:56.02
WOMEN Under 21										
1	196	HENDERSON Polly	GBR.2001.22368	0:02:37.88	1	0:01:40.87	1		0:04:18.75	
2	195	RIVA Sophie	ITA.2003.33949	0:02:43.69	2	0:01:43.36	2		0:04:27.05	+0:00:08.30
3	197	FLEWITT Ellen	GBR.2001.30353	0:02:48.98	3	0:01:54.34	4		0:04:43.32	+0:00:24.57
4	198	HENRY Justine Urge Pyrenees Gravity	FRA.2003.32717	0:03:07.62	4	0:01:49.90	3		0:04:57.52	+0:00:38.77

Statistics

Entries / Nations	Finished	DNF	DSQ	DNS	Weather	Temperature	Distance	Elevation
195 / 23	193	0	2	0	Rain showers, moderate breeze	11 °C		

DNF: did not finish · DNS: did not start · DSQ: disqualified