


































## Stage 2 Results

Pos	Plate	Name Team	Nat EWS number	Sector 1	Pos	Sector 2	Pos	Penalties	Time	Gap
<b>MEN</b>										
1	27	<b>MAES Martin</b> GT Factory Racing	 BEL.1997.21636	0:01:57.33	2	<u>0:02:17.04</u>	1		<b>0:04:14.37</b>	
2	5	<b>DAILLY Adrien</b> Lapierre Zipp Collective	 FRA.1996.21677	0:01:57.60	3	0:02:17.22	2		<b>0:04:14.82</b>	+0:00:00.45
3	11	<b>MELAMED Jesse</b> Rocky Mountain Race Face	 CAN.1992.21596	<u>0:01:55.77</u>	1	0:02:24.06	6		<b>0:04:19.83</b>	+0:00:05.46
4	13	<b>WALLNER Robin</b> Ibis Enduro Team	 SWE.1988.21594	0:02:01.61	9	0:02:23.49	4		<b>0:04:25.10</b>	+0:00:10.73
5	142	<b>DALE Sam</b>	 GBR.1990.22733	0:02:01.57	8	0:02:23.67	5		<b>0:04:25.24</b>	+0:00:10.87
6	32	<b>PIGEON Hugo</b> Scott SR Suntour Enduro Team	 FRA.1996.23507	0:01:59.78	4	0:02:25.47	9		<b>0:04:25.25</b>	+0:00:10.88
7	35	<b>CALLAGHAN Gregory</b> Devinci Global Racing	 IRL.1991.21827	0:02:00.41	5	0:02:26.27	10		<b>0:04:26.68</b>	+0:00:12.31
8	79	<b>KERR Bernard</b> Pivot Factory Racing	 GBR.1991.27607	0:02:03.92	14	0:02:22.93	3		<b>0:04:26.85</b>	+0:00:12.48
9	10	<b>JOHANSEN Zakarias</b> Ibis Enduro Team	 SWE.1992.21863	0:02:02.56	11	0:02:24.54	7		<b>0:04:27.10</b>	+0:00:12.73
10	21	<b>MOIR Jack</b> Canyon Collective	 AUS.1994.33430	0:02:01.12	6	0:02:29.85	25		<b>0:04:30.97</b>	+0:00:16.60
11	30	<b>MURRAY Charles</b> Specialized Racing	 NZL.1996.22752	0:02:04.32	15	0:02:26.78	11		<b>0:04:31.10</b>	+0:00:16.73












## Stage 2 Results

Pos	Plate	Name Team	Nat EWS number	Sector 1	Pos	Sector 2	Pos	Penalties	Time	Gap
<b>MEN</b>										
12	3	<b>MIQUEL Kevin</b> Specialized Racing	 FRA.1991.21704	0:02:02.52	10	0:02:29.20	21		<b>0:04:31.72</b>	+0:00:17.35
13	82	<b>BUCHANAN Lewis</b> Orange Factory Racing	 GBR.1993.21608	0:02:04.75	18	0:02:27.08	12		<b>0:04:31.83</b>	+0:00:17.46
14	8	<b>WALKER Matthew</b> Pivot Factory Racing	 NZL.1990.21846	0:02:01.45	7	0:02:31.22	29		<b>0:04:32.67</b>	+0:00:18.30
15	36	<b>PERSAK Vid</b> Orbea FOX Enduro Team	 SLO.1996.22810	0:02:03.72	13	0:02:29.10	20		<b>0:04:32.82</b>	+0:00:18.45
16	75	<b>CONNELL Joseph</b> Orange Factory Racing	 GBR.1994.21745	0:02:04.48	16	0:02:28.50	16		<b>0:04:32.98</b>	+0:00:18.61
17	31	<b>GALY Theo</b> Sunn French Connexion By Alpe D'Huez	 FRA.1990.21691	0:02:04.62	17	0:02:29.28	22		<b>0:04:33.90</b>	+0:00:19.53
18	22	<b>BORGES Jose</b> Canyon Collective	 POR.1990.21669	0:02:10.25	44	0:02:24.70	8		<b>0:04:34.95</b>	+0:00:20.58
19	4	<b>TORDO Dimitri</b> Canyon Collective	 FRA.1993.21764	0:02:05.70	20	0:02:29.38	23		<b>0:04:35.08</b>	+0:00:20.71
20	24	<b>WOOLLEY Kasper</b> Yeti / OneUp PRO Team	 CAN.1999.21348	0:02:07.61	30	0:02:28.02	14		<b>0:04:35.63</b>	+0:00:21.26
21	34	<b>CHARLES Clement</b> Rossignol Factory Team	 FRA.1994.22206	0:02:08.40	35	0:02:27.87	13		<b>0:04:36.27</b>	+0:00:21.90
22	77	<b>ROPELATO Mitch</b> USA.1992.22734	 USA.1992.22734	0:02:07.35	28	0:02:29.00	18		<b>0:04:36.35</b>	+0:00:21.98












## Stage 2 Results

Pos	Plate	Name Team	Nat EWS number	Sector 1	Pos	Sector 2	Pos	Penalties	Time	Gap
<b>MEN</b>										
23	40	<b>VERNER Rhys</b> Forbidden Synthesis	 CAN.1997.22407	0:02:03.34	12	0:02:33.03	36		<b>0:04:36.37</b>	+0:00:22.00
24	41	<b>SCOTT Mark</b> Santa Cruz	 GBR.1993.21714	0:02:08.35	33	0:02:28.61	17		<b>0:04:36.96</b>	+0:00:22.59
25	25	<b>HEAP Elliott</b> Chain Reaction Cycles	 GBR.1998.21783	0:02:05.56	19	0:02:32.52	33		<b>0:04:38.08</b>	+0:00:23.71
26	86	<b>WALL Evan</b> Orbea FOX Enduro Team	 CAN.1999.23531	0:02:06.83	26	0:02:31.30	31		<b>0:04:38.13</b>	+0:00:23.76
27	14	<b>LUCAS Cole</b> Ibis Enduro Team	 NZL.1998.23013	0:02:08.38	34	0:02:30.10	28		<b>0:04:38.48</b>	+0:00:24.11
28	64	<b>GRANT Kelan</b> Chain Reaction Cycles	 IRL.1993.21773	0:02:08.90	37	0:02:29.80	24		<b>0:04:38.70</b>	+0:00:24.33
29	56	<b>STONE Brady</b> Theory Global Enduro Team	 NZL.2000.23119	0:02:09.33	39	0:02:29.85	25		<b>0:04:39.18</b>	+0:00:24.81
30	33	<b>TEXTOR Christian</b> Team BULLS	 GER.1990.22845	0:02:10.83	50	0:02:29.00	18		<b>0:04:39.83</b>	+0:00:25.46
31	2	<b>NICOLAI Florian</b> Trek Factory Racing	 FRA.1993.21749	0:02:09.07	38	0:02:32.37	32		<b>0:04:41.44</b>	+0:00:27.07
32	74	<b>PONTAL Yannick</b> Team Cycles Peugeot	 FRA.1985.22511	0:02:10.82	49	0:02:31.22	29		<b>0:04:42.04</b>	+0:00:27.67
33	100	<b>GALLAGHER Christopher</b>	 GBR.1993.23014	0:02:07.78	31	0:02:35.00	41		<b>0:04:42.78</b>	+0:00:28.41












## Stage 2 Results

Pos	Plate	Name Team	Nat EWS number	Sector 1	Pos	Sector 2	Pos	Penalties	Time	Gap
<b>MEN</b>										
34	54	<b>MENJOU Irene</b>	 FRA.1995.22122	0:02:06.38	22	0:02:36.47	49		<b>0:04:42.85</b>	+0:00:28.48
35	274	<b>RUFFRAY Mathieu</b> Team Cycles Peugeot	 FRA.1997.22634	0:02:06.64	24	0:02:36.38	48		<b>0:04:43.02</b>	+0:00:28.65
36	38	<b>LARBEYOU Guillaume</b> Sunn French Connexion By Alpe D'Huez	 FRA.1994.25575	0:02:15.03	69	0:02:28.04	15		<b>0:04:43.07</b>	+0:00:28.70
37	28	<b>VIDAL Antoine</b> Commencal Enduro Team	 FRA.2001.25035	0:02:07.95	32	0:02:35.23	43		<b>0:04:43.18</b>	+0:00:28.81
38	12	<b>JOHNSON Leigh</b> Pole Enduro Race Team	 GBR.1996.22603	0:02:06.29	21	0:02:37.88	52		<b>0:04:44.17</b>	+0:00:29.80
39	101	<b>HUTCHENS Chris</b>	 GBR.1989.22999	0:02:09.69	40	0:02:35.06	42		<b>0:04:44.75</b>	+0:00:30.38
40	73	<b>MACARTHUR Glenn</b>	 FRA.2000.22879	0:02:10.92	51	0:02:33.85	39		<b>0:04:44.77</b>	+0:00:30.40
41	81	<b>BARNES Joe</b>	 GBR.1988.21748	0:02:07.35	28	0:02:37.60	51		<b>0:04:44.95</b>	+0:00:30.58
42	70	<b>MASTERS Wyn</b> GT Factory Racing	 NZL.1987.21663	0:02:15.20	70	0:02:29.98	27		<b>0:04:45.18</b>	+0:00:30.81
43	53	<b>SECONDI Nathan</b> Fulgur Factory Team	 FRA.1999.22133	0:02:12.70	63	0:02:32.80	34		<b>0:04:45.50</b>	+0:00:31.13
44	66	<b>DRACH Torben</b>	 GER.1998.22419	0:02:09.69	40	0:02:36.00	47		<b>0:04:45.69</b>	+0:00:31.32












## Stage 2 Results

Pos	Plate	Name Team	Nat EWS number	Sector 1	Pos	Sector 2	Pos	Penalties	Time	Gap
<b>MEN</b>										
45	83	<b>BRAYTON Adam</b>	 GBR.1988.39900	0:02:10.67	47	0:02:35.37	44		<b>0:04:46.04</b>	+0:00:31.67
46	126	<b>SHUCKSMITH Samuel</b>	 GBR.1990.23007	0:02:10.47	45	0:02:35.82	46		<b>0:04:46.29</b>	+0:00:31.92
47	58	<b>CARBALLO GONZALEZ Edgar</b> Orbea FOX Enduro Team	 ESP.1988.30531	0:02:12.70	63	0:02:34.55	40		<b>0:04:47.25</b>	+0:00:32.88
48	143	<b>BROOKES Martyn</b>	 GBR.1987.23008	0:02:08.83	36	0:02:38.52	54		<b>0:04:47.35</b>	+0:00:32.98
49	26	<b>OTON Damien</b> Orbea FOX Enduro Team	 FRA.1987.21728	0:02:14.75	68	0:02:32.87	35		<b>0:04:47.62</b>	+0:00:33.25
50	63	<b>FRANCK Gilles</b>	 BEL.2000.22291	0:02:14.50	67	0:02:33.30	37		<b>0:04:47.80</b>	+0:00:33.43
51	6	<b>GAUVIN Remi</b> Rocky Mountain Race Face	 CAN.1992.21624	0:02:06.91	27	0:02:41.59	62		<b>0:04:48.50</b>	+0:00:34.13
52	65	<b>GARAY TAMAYO Iago</b> Santa Cruz	 ESP.1991.21707	0:02:15.62	72	0:02:33.65	38		<b>0:04:49.27</b>	+0:00:34.90
53	59	<b>TORRALBA GARASA Juan Gabriel</b> Orbea FOX Enduro Team	 ESP.1997.21633	0:02:09.80	43	0:02:39.70	59		<b>0:04:49.50</b>	+0:00:35.13
54	91	<b>MOROTTI Hugo</b>	 FRA.2000.24522	0:02:11.66	54	0:02:38.88	55		<b>0:04:50.54</b>	+0:00:36.17
55	62	<b>BLAIR Lachlan</b> Orange Factory Racing	 GBR.1995.21426	0:02:13.25	66	0:02:38.38	53		<b>0:04:51.63</b>	+0:00:37.26












## Stage 2 Results

Pos	Plate	Name Team	Nat EWS number	Sector 1	Pos	Sector 2	Pos	Penalties	Time	Gap
<b>MEN</b>										
56	76	<b>WATSON Corey</b>	 GBR.1999.35483	0:02:06.72	25	0:02:45.25	70		<b>0:04:51.97</b>	+0:00:37.60
57	90	<b>HEBERT Ambroise</b>	 FRA.1993.21934	0:02:16.08	75	0:02:36.85	50		<b>0:04:52.93</b>	+0:00:38.56
58	89	<b>JONES Jono</b>	 GBR.1994.37370	0:02:12.69	62	0:02:41.43	60		<b>0:04:54.12</b>	+0:00:39.75
59	78	<b>WALKER Matt</b>	 GBR.1999.40099	0:02:18.36	79	0:02:35.77	45		<b>0:04:54.13</b>	+0:00:39.76
60	15	<b>NEER Shawn</b> Yeti / Fox Factory Team	 USA.1991.21712	0:02:11.95	57	0:02:42.25	63		<b>0:04:54.20</b>	+0:00:39.83
61	114	<b>MOYNIHAN Liam</b>	 GBR.1991.21835	0:02:15.60	71	0:02:39.15	56		<b>0:04:54.75</b>	+0:00:40.38
62	80	<b>READING Jack</b>	 GBR.1988.22548	0:02:15.62	72	0:02:39.61	57		<b>0:04:55.23</b>	+0:00:40.86
63	72	<b>SELF Daniel</b> Theory Global Enduro Team	 NZL.1998.21834	0:02:09.75	42	0:02:45.62	72		<b>0:04:55.37</b>	+0:00:41.00
64	85	<b>KRASNY Carter</b>	 CAN.1999.22027	0:02:11.35	52	0:02:44.25	67		<b>0:04:55.60</b>	+0:00:41.23
65	116	<b>MOORE Thomas</b>	 GBR.1994.33293	0:02:16.22	76	0:02:39.68	58		<b>0:04:55.90</b>	+0:00:41.53
66	88	<b>WILSON Thomas</b> Orange Factory Racing	 GBR.2000.22553	0:02:12.81	65	0:02:43.19	65		<b>0:04:56.00</b>	+0:00:41.63

## Stage 2 Results












Pos	Plate	Name Team	Nat EWS number	Sector 1	Pos	Sector 2	Pos	Penalties	Time	Gap
<b>MEN</b>										
67	71	<b>MYSIK Milan</b>	 CZE.1993.22051	0:02:12.26	60	0:02:43.77	66		<b>0:04:56.03</b>	+0:00:41.66
68	120	<b>YOUNG Robert</b>	 GBR.1988.30345	0:02:11.37	53	0:02:45.53	71		<b>0:04:56.90</b>	+0:00:42.53
69	1	<b>HILL Samuel</b> Chain Reaction Cycles	 AUS.1985.21775	0:02:06.57	23	0:02:50.50	87		<b>0:04:57.07</b>	+0:00:42.70
70	92	<b>FRESQUET Axel</b> Urge Pyrenees Gravity	 FRA.1998.23081	0:02:12.03	58	0:02:45.82	73		<b>0:04:57.85</b>	+0:00:43.48
71	115	<b>SHIRLEY James</b>	 GBR.1989.22351	0:02:11.93	56	0:02:46.64	74		<b>0:04:58.57</b>	+0:00:44.20
72	117	<b>LANGHORN Reece</b>	 GBR.1988.23486	0:02:12.25	59	0:02:48.02	77		<b>0:05:00.27</b>	+0:00:45.90
73	29	<b>VENDEMMIA Mirco</b> Fastlight-Abetone	 ITA.1998.21871	0:02:11.81	55	0:02:48.85	80		<b>0:05:00.66</b>	+0:00:46.29
74	106	<b>LANDMARK Ola Javold</b>	 NOR.1999.25289	0:02:18.62	80	0:02:42.90	64		<b>0:05:01.52</b>	+0:00:47.15
75	141	<b>BEAUMONT Marc</b>	 GBR.1984.38342	0:02:12.40	61	0:02:50.33	86		<b>0:05:02.73</b>	+0:00:48.36
76	107	<b>HARKER Jack</b>	 GBR.1998.33252	0:02:18.72	81	0:02:45.15	69		<b>0:05:03.87</b>	+0:00:49.50
77	60	<b>NATION Joseph</b> Pole Enduro Race Team	 NZL.1989.21670	0:02:10.55	46	0:02:53.33	92		<b>0:05:03.88</b>	+0:00:49.51

## Stage 2 Results




Pos	Plate	Name Team	Nat EWS number	Sector 1	Pos	Sector 2	Pos	Penalties	Time	Gap
<b>MEN</b>										
78	108	<b>ROSSI Saben</b>	 USA.1985.23371	0:02:10.78	48	0:02:53.68	93		<b>0:05:04.46</b>	+0:00:50.09
79	98	<b>SCOTT Riley</b>	 GBR.2000.38625	0:02:23.50	92	0:02:41.55	61		<b>0:05:05.05</b>	+0:00:50.68
80	118	<b>COULTHARD Aidan</b>	 GBR.1996.33292	0:02:17.35	78	0:02:49.04	81		<b>0:05:06.39</b>	+0:00:52.02
81	87	<b>PFEIL Max</b>	 GER.1998.27442	0:02:22.01	84	0:02:44.83	68		<b>0:05:06.84</b>	+0:00:52.47
82	135	<b>HOLLOWKO Alex</b>	 GBR.1990.21357	0:02:16.33	77	0:02:50.87	89		<b>0:05:07.20</b>	+0:00:52.83
83	121	<b>TUCKER Richard</b>	 GBR.1991.36353	0:02:19.45	82	0:02:48.15	78		<b>0:05:07.60</b>	+0:00:53.23
84	132	<b>JENSEN Henrik</b>	 GBR.1998.25933	0:02:23.37	91	0:02:47.95	76		<b>0:05:11.32</b>	+0:00:56.95
85	125	<b>COUTURE Charles</b>	 CAN.1999.29610	0:02:23.10	89	0:02:49.75	84		<b>0:05:12.85</b>	+0:00:58.48
86	128	<b>CALLAGHAN Emmet</b>	 IRL.2000.25892	0:02:23.29	90	0:02:49.74	83		<b>0:05:13.03</b>	+0:00:58.66
87	103	<b>CARROLL Gavin</b>	 IRL.1993.35848	0:02:22.57	86	0:02:51.62	90		<b>0:05:14.19</b>	+0:00:59.82
88	131	<b>WILLIAMS Luke</b>	 GBR.1997.25234	0:02:26.79	97	0:02:47.46	75		<b>0:05:14.25</b>	+0:00:59.88














## Stage 2 Results

Pos	Plate	Name Team	Nat EWS number	Sector 1	Pos	Sector 2	Pos	Penalties	Time	Gap
<b>MEN</b>										
89	134	LEWIS Josh	 GBR.1993.21705	0:02:24.05	93	0:02:50.82	88		0:05:14.87	+0:01:00.50
90	119	BROWN Chris	 IRL.1995.33325	0:02:25.35	94	0:02:49.79	85		0:05:15.14	+0:01:00.77
91	99	RYAN Fergus	 GBR.1993.22458	0:02:25.45	95	0:02:49.70	82		0:05:15.15	+0:01:00.78
92	113	DEMUYLDER Jonas	 BEL.1997.25196	0:02:22.60	87	0:02:53.75	94		0:05:16.35	+0:01:01.98
93	93	ARNAUD Quentin Sunn French Connexion By Alpe D'Huez	 FRA.1994.22628	0:02:15.72	74	0:03:00.75	95		0:05:16.47	+0:01:02.10
94	122	DIEU Antonio	 FRA.1989.26701	0:02:28.67	98	0:02:48.31	79		0:05:16.98	+0:01:02.61
95	110	SCHWENK Robert	 GER.1994.23041	0:02:26.70	96	0:02:51.75	91		0:05:18.45	+0:01:04.08
96	111	BARICH Leopold	 GER.1998.22342	0:02:23.09	88	0:03:00.90	96		0:05:23.99	+0:01:09.62
97	97	JANSER Robin	 SUI.2000.25837	0:02:29.37	99	0:03:03.45	97		0:05:32.82	+0:01:18.45
98	137	JONSSON Gestur	 ISL.1989.25903	0:02:21.68	83	0:03:12.30	100		0:05:33.98	+0:01:19.61
99	109	DERKUM Christian	 GER.1991.23043	0:02:22.05	85	0:03:17.40	101		0:05:39.45	+0:01:25.08












## Stage 2 Results

Pos	Plate	Name Team	Nat EWS number	Sector 1	Pos	Sector 2	Pos	Penalties	Time	Gap
<b>MEN</b>										
100	138	<b>BROTHERTON Tobias</b>	 USA.1993.24850	0:02:44.17	102	0:03:11.65	99		<b>0:05:55.82</b>	+0:01:41.45
101	112	<b>BEAN Nicolas</b> Theory Global Enduro Team	 USA.1999.22730	0:02:49.23	103	0:03:09.35	98		<b>0:05:58.58</b>	+0:01:44.21
102	133	<b>SCHELBERT Aron</b>	 SUI.2000.24501	0:02:42.00	101	0:03:39.21	102		<b>0:06:21.21</b>	+0:02:06.84
103	123	<b>GUERIN Cedric</b>	 FRA.1992.23190	0:02:40.65	100	0:03:41.14	103		<b>0:06:21.79</b>	+0:02:07.42
<b>MEN   Master 35+</b>										
1	218	<b>AUSTERMUHLE Ian</b>	 GBR.1980.21590	<u>0:02:07.87</u>	1	0:02:41.70	5		<b>0:04:49.57</b>	
2	221	<b>ROBINSON Sean</b>	 GBR.1983.22012	0:02:13.40	3	0:02:36.73	2		<b>0:04:50.13</b>	+0:00:00.56
3	222	<b>FARRER Dan</b>	 GBR.1982.25481	0:02:11.28	2	0:02:41.08	4		<b>0:04:52.36</b>	+0:00:02.79
4	203	<b>AMOUR Karim</b>	 FRA.1975.21696	0:02:21.19	7	<u>0:02:36.71</u>	1		<b>0:04:57.90</b>	+0:00:08.33
5	207	<b>PAGE Nigel</b> Chain Reaction Cycles	 GBR.1972.23282	0:02:18.68	6	0:02:39.62	3		<b>0:04:58.30</b>	+0:00:08.73
6	219	<b>O'BRIEN Glyn</b>	 IRL.1977.22983	0:02:17.97	5	0:02:44.80	6		<b>0:05:02.77</b>	+0:00:13.20
7	216	<b>BISHOP Daniel</b>	 GBR.1970.22823	0:02:16.91	4	0:02:49.90	8		<b>0:05:06.81</b>	+0:00:17.24












## Stage 2 Results

Pos	Plate	Name Team	Nat EWS number	Sector 1	Pos	Sector 2	Pos	Penalties	Time	Gap
<b>MEN   Master 35+</b>										
8	220	<b>WRIGHT Mat</b>	 GBR.1980.35435	0:02:22.50	8	0:02:47.02	7		<b>0:05:09.52</b>	+0:00:19.95
9	224	<b>SADLER Andy</b>	 GBR.1972.21595	0:02:29.82	10	0:02:53.50	9		<b>0:05:23.32</b>	+0:00:33.75
10	214	<b>TITLEY Andrew</b>	 GBR.1975.27790	0:02:28.23	9	0:02:58.23	13		<b>0:05:26.46</b>	+0:00:36.89
11	217	<b>MCNEIL John</b>	 GBR.1969.21394	0:02:33.30	13	0:02:54.95	11		<b>0:05:28.25</b>	+0:00:38.68
12	205	<b>CARREZ Cedric</b> Lapierre Zipp Collective	 FRA.1978.23588	0:02:36.00	14	0:02:54.10	10		<b>0:05:30.10</b>	+0:00:40.53
13	213	<b>JONES Sion</b>	 GBR.1976.23430	0:02:33.02	12	0:02:58.16	12		<b>0:05:31.18</b>	+0:00:41.61
14	210	<b>BODEUX Xavier</b>	 BEL.1976.21936	0:02:32.65	11	0:02:58.67	14		<b>0:05:31.32</b>	+0:00:41.75
15	212	<b>WARD Joe</b>	 IRL.1971.22541	0:02:36.93	15	0:03:00.12	15		<b>0:05:37.05</b>	+0:00:47.48
16	206	<b>CALVEZ Mathieu</b> Urge Pyrenees Gravity	 FRA.1986.22152	0:02:41.58	17	0:03:00.67	16		<b>0:05:42.25</b>	+0:00:52.68
17	215	<b>ZIETSMAN Martin</b>	 RSA.1984.22399	0:02:38.90	16	0:03:24.07	17		<b>0:06:02.97</b>	+0:01:13.40
18	225	<b>CALAM Jeff</b>	 GBR.1978.22741	0:02:54.30	18	0:03:27.00	18		<b>0:06:21.30</b>	+0:01:31.73












## Stage 2 Results

Pos	Plate	Name Team	Nat EWS number	Sector 1	Pos	Sector 2	Pos	Penalties	Time	Gap
<b>MEN   Master 35+</b>										
19	223	ALCISTO Patrick	 USA.1981.38277	0:03:05.73	20	0:03:28.37	19		0:06:34.10	+0:01:44.53
20	211	DAUMAS Eric	 FRA.1968.22075	0:02:59.57	19	0:05:26.11	20		0:08:25.68	+0:03:36.11
<b>MEN   Under 21</b>										
1	155	WARNET Manu	 NED.2001.26267	0:02:07.45	3	0:02:34.29	3		0:04:41.74	
2	148	EDMONDSON Jamie	 GBR.2001.22932	0:02:07.43	2	0:02:35.70	4		0:04:43.13	+0:00:01.39
3	147	CAMOIN Francescu Specialized Racing	 FRA.2001.23545	0:02:09.77	8	0:02:34.15	2		0:04:43.92	+0:00:02.18
4	159	MENZIES Jack Forbidden Synthesis	 CAN.2001.22519	<u>0:02:07.35</u>	<u>1</u>	0:02:36.97	6		0:04:44.32	+0:00:02.58
5	151	STERCKX Nathan	 CAN.2001.22631	0:02:13.07	10	<u>0:02:32.13</u>	<u>1</u>		0:04:45.20	+0:00:03.46
6	160	EBDON Jake	 GBR.2001.32703	0:02:09.15	6	0:02:36.50	5		0:04:45.65	+0:00:03.91
7	169	NOBLE Josh	 GBR.2001.25619	0:02:08.62	5	0:02:41.82	14		0:04:50.44	+0:00:08.70
8	179	WILSON Ben	 IRL.2002.36239	0:02:15.83	18	0:02:37.70	7		0:04:53.53	+0:00:11.79
9	149	MEIER-SMITH Luke	 AUS.2002.25147	0:02:08.06	4	0:02:45.97	23		0:04:54.03	+0:00:12.29











## Stage 2 Results

Pos	Plate	Name Team	Nat EWS number	Sector 1	Pos	Sector 2	Pos	Penalties	Time	Gap
<b>MEN   Under 21</b>										
10	152	<b>STORR Alex</b>	 GBR.2001.31009	0:02:09.40	7	0:02:44.75	19		<b>0:04:54.15</b>	+0:00:12.41
11	168	<b>RANDELL Jayden</b>	 GBR.2003.27895	0:02:15.00	14	0:02:41.03	13		<b>0:04:56.03</b>	+0:00:14.29
12	165	<b>SLACK Dan</b>	 GBR.2002.38212	0:02:16.57	19	0:02:40.07	11		<b>0:04:56.64</b>	+0:00:14.90
13	176	<b>CREWTHER Matt</b>	 GBR.2002.31956	0:02:18.58	21	0:02:38.32	8		<b>0:04:56.90</b>	+0:00:15.16
14	153	<b>RYYNANEN Tarmo</b>	 FIN.2002.31950	0:02:15.30	16	0:02:43.80	17		<b>0:04:59.10</b>	+0:00:17.36
15	150	<b>ICARDO Alexis</b> Theory Global Enduro Team	 FRA.2003.31902	0:02:19.55	25	0:02:39.75	10		<b>0:04:59.30</b>	+0:00:17.56
16	174	<b>COPE Daniel</b>	 GBR.2003.36534	0:02:15.15	15	0:02:44.44	18		<b>0:04:59.59</b>	+0:00:17.85
17	171	<b>FOURCADE Luca</b> Urge Pyrenees Gravity	 FRA.2003.35944	0:02:18.88	23	0:02:40.87	12		<b>0:04:59.75</b>	+0:00:18.01
18	183	<b>CALLAGHAN Ross</b>	 IRL.2002.28683	0:02:14.50	12	0:02:46.10	24		<b>0:05:00.60</b>	+0:00:18.86
19	182	<b>CREASE Henry</b>	 GBR.2003.36925	0:02:19.05	24	0:02:42.33	15		<b>0:05:01.38</b>	+0:00:19.64
20	178	<b>JOHNSON Calum</b>	 GBR.2002.34766	0:02:16.61	20	0:02:45.10	21		<b>0:05:01.71</b>	+0:00:19.97












## Stage 2 Results

Pos	Plate	Name Team	Nat EWS number	Sector 1	Pos	Sector 2	Pos	Penalties	Time	Gap
<b>MEN   Under 21</b>										
21	181	<b>BIRCHILL Harry</b>	 GBR.2001.35886	0:02:19.66	26	0:02:43.34	16		<b>0:05:03.00</b>	+0:00:21.26
22	158	<b>BERTINI Lisandru</b> Lapierre Zipp Collective	 FRA.2004.36198	0:02:18.60	22	0:02:45.90	22		<b>0:05:04.50</b>	+0:00:22.76
23	172	<b>HEINE Geraud</b>	 BEL.2004.25833	0:02:25.92	30	0:02:39.45	9		<b>0:05:05.37</b>	+0:00:23.63
24	180	<b>CONROY Brendan</b>	 IRL.2004.39139	0:02:19.75	27	0:02:49.72	27		<b>0:05:09.47</b>	+0:00:27.73
25	154	<b>ARNAUD Nans</b>	 FRA.2004.35462	0:02:22.48	29	0:02:48.42	26		<b>0:05:10.90</b>	+0:00:29.16
26	177	<b>JACKSON Ben</b>	 GBR.2001.28609	0:02:26.20	31	0:02:44.90	20		<b>0:05:11.10</b>	+0:00:29.36
27	161	<b>CHAPIN Aiden</b> Trek Factory Racing	 USA.2002.25700	0:02:15.75	17	0:02:56.65	28		<b>0:05:12.40</b>	+0:00:30.66
28	156	<b>PIERCY Jack</b> Commencal Enduro Team	 GBR.2004.36927	0:02:14.24	11	0:03:02.06	29		<b>0:05:16.30</b>	+0:00:34.56
29	173	<b>ENNIS Ross</b>	 IRL.2001.25954	0:02:30.27	32	0:02:46.83	25		<b>0:05:17.10</b>	+0:00:35.36
30	175	<b>BRODIE William</b>	 GBR.2004.37689	0:02:12.85	9	0:03:10.48	31		<b>0:05:23.33</b>	+0:00:41.59
31	157	<b>MILLE Thimote</b>	 FRA.2001.31623	0:02:21.32	28	0:03:06.80	30		<b>0:05:28.12</b>	+0:00:46.38

## Stage 2 Results












Pos	Plate	Name Team	Nat EWS number	Sector 1	Pos	Sector 2	Pos	Penalties	Time	Gap
<b>MEN   Under 21</b>										
32	170	<b>SCHEELE William</b>	 NOR.2003.33415	0:02:14.80	13	0:03:18.12	32		<b>0:05:32.92</b>	+0:00:51.18
<b>WOMEN</b>										
1	44	<b>HARDEN Harriet</b> Trek Factory Racing	 GBR.2001.22819	0:02:29.91	4	<u>0:02:46.14</u>	1		<b>0:05:16.05</b>	
2	187	<b>STONE Jessica</b>	 GBR.1990.32154	<u>0:02:27.03</u>	1	0:02:54.77	4		<b>0:05:21.80</b>	+0:00:05.75
3	45	<b>CHARLES Estelle</b> Rossignol Factory Team	 FRA.1997.22205	0:02:30.64	6	0:02:54.30	3		<b>0:05:24.94</b>	+0:00:08.89
4	43	<b>PUGIN Melanie</b>	 FRA.1990.21693	0:02:35.30	10	0:02:51.53	2		<b>0:05:26.83</b>	+0:00:10.78
5	2	<b>KOREM Noga</b> GT Factory Racing	 ISR.1991.21660	0:02:30.10	5	0:02:58.23	6		<b>0:05:28.33</b>	+0:00:12.28
6	1	<b>COURDURIER Isabeau</b> Lapierre Zipp Collective	 FRA.1994.21731	0:02:28.54	2	0:03:02.63	10		<b>0:05:31.17</b>	+0:00:15.12
7	4	<b>CHARRE Morgane</b> Pivot Factory Racing	 FRA.1990.21958	0:02:28.69	3	0:03:02.54	9		<b>0:05:31.23</b>	+0:00:15.18
8	48	<b>RICHTER Raphaela</b> Juliana Free Agents	 GER.1997.25746	0:02:35.91	12	0:02:56.50	5		<b>0:05:32.41</b>	+0:00:16.36
9	10	<b>BARAONA Rebecca</b> Ibis Enduro Team	 GBR.1993.21715	0:02:31.07	7	0:03:03.35	12		<b>0:05:34.42</b>	+0:00:18.37

## Stage 2 Results






Pos	Plate	Name Team	Nat EWS number	Sector 1	Pos	Sector 2	Pos	Penalties	Time	Gap
<b>WOMEN</b>										
10	3	<b>LANTHIER NADEAU</b> Andreane Rocky Mountain Race Face	 CAN.1993.21609	0:02:31.95	8	0:03:03.12	11		<b>0:05:35.07</b>	+0:00:19.02
11	47	<b>WINTON</b> Katy	 GBR.1993.21730	0:02:36.50	13	0:02:59.85	7		<b>0:05:36.35</b>	+0:00:20.30
12	50	<b>CHARLES</b> Laura Orbea FOX Enduro Team	 FRA.1995.23500	0:02:35.58	11	0:03:01.39	8		<b>0:05:36.97</b>	+0:00:20.92
13	6	<b>GEHRIG</b> Anita Norco Factory Team	 SUI.1987.21718	0:02:36.97	14	0:03:03.63	13		<b>0:05:40.60</b>	+0:00:24.55
14	46	<b>CONOLLY</b> Ella	 GBR.1998.21859	0:02:33.65	9	0:03:08.43	15		<b>0:05:42.08</b>	+0:00:26.03
15	184	<b>TAYLOR</b> Chloe	 GBR.1998.23462	0:02:41.15	19	0:03:03.73	14		<b>0:05:44.88</b>	+0:00:28.83
16	7	<b>COOK</b> Becky	 GBR.1986.21664	0:02:37.73	15	0:03:10.00	16		<b>0:05:47.73</b>	+0:00:31.68
17	8	<b>MORRISON</b> Rae Liv Racing	 NZL.1989.21630	0:02:38.33	16	0:03:16.00	19		<b>0:05:54.33</b>	+0:00:38.28
18	185	<b>GILL</b> Martha	 GBR.1997.22469	0:02:42.90	20	0:03:13.70	18		<b>0:05:56.60</b>	+0:00:40.55
19	9	<b>MILLER</b> Miranda Kona Factory Team	 CAN.1990.21687	0:02:44.67	21	0:03:13.27	17		<b>0:05:57.94</b>	+0:00:41.89
20	194	<b>SHORT</b> Isla	 GBR.1996.38607	0:02:39.80	18	0:03:20.33	20		<b>0:06:00.13</b>	+0:00:44.08



## Stage 2 Results

Pos	Plate	Name Team	Nat EWS number	Sector 1	Pos	Sector 2	Pos	Penalties	Time	Gap
<b>WOMEN</b>										
21	49	<b>GEHRIG Carolin</b> Norco Factory Team	 SUI.1987.21665	0:02:38.86	17	0:03:22.54	22		<b>0:06:01.40</b>	+0:00:45.35
22	191	<b>SCHICK Lucy</b>	 CAN.2000.23447	0:02:45.34	22	0:03:23.91	23		<b>0:06:09.25</b>	+0:00:53.20
23	52	<b>DUVERT Julie</b> Theory Global Enduro Team	 FRA.1996.21719	0:02:47.72	24	0:03:21.55	21		<b>0:06:09.27</b>	+0:00:53.22
24	190	<b>MORGAN Jessie-may</b>	 GBR.1992.30385	0:02:50.07	25	0:03:25.28	24		<b>0:06:15.35</b>	+0:00:59.30
25	186	<b>LINN Kera</b>	 USA.1992.38779	0:03:02.04	28	0:03:30.35	25		<b>0:06:32.39</b>	+0:01:16.34
26	188	<b>DILLON Sian</b>	 GBR.1994.35457	0:02:51.25	26	0:03:43.65	27		<b>0:06:34.90</b>	+0:01:18.85
27	189	<b>MAUNSELL Leah</b>	 IRL.1999.22382	0:02:46.36	23	0:03:51.29	28		<b>0:06:37.65</b>	+0:01:21.60
28	193	<b>LITTORIN SANDBU Anna</b>	 NOR.2000.31919	0:02:56.33	27	0:03:42.50	26		<b>0:06:38.83</b>	+0:01:22.78
<b>WOMEN   Master 35+</b>										
1	199	<b>PICTON Leonie</b> Liv Racing	 AUS.1986.22420	<u>0:02:53.60</u>	1	<u>0:03:24.05</u>	1		<b>0:06:17.65</b>	
2	200	<b>SKELTON Becci</b>	 GBR.1983.33703	0:03:08.43	2	0:03:41.92	2		<b>0:06:50.35</b>	+0:00:32.70
3	201	<b>FILBY Maxine</b>	 GBR.1980.36076	0:03:13.30	3	0:03:56.58	3		<b>0:07:09.88</b>	+0:00:52.23

## Stage 2 Results

Pos	Plate	Name Team	Nat EWS number	Sector 1	Pos	Sector 2	Pos	Penalties	Time	Gap
<b>WOMEN   Master 35+</b>										
4	202	HART Catherine	 GBR.1976.27215	0:03:21.43	4	0:04:26.15	4		<b>0:07:47.58</b>	+0:01:29.93
<b>WOMEN   Under 21</b>										
1	196	HENDERSON Polly	 GBR.2001.22368	<u>0:02:34.10</u>	1	<u>0:02:54.23</u>	1		<b>0:05:28.33</b>	
2	195	RIVA Sophie	 ITA.2003.33949	0:02:39.70	2	0:03:08.78	2		<b>0:05:48.48</b>	+0:00:20.15
3	198	HENRY Justine Urge Pyrenees Gravity	 FRA.2003.32717	0:03:22.31	4	0:03:26.59	3		<b>0:06:48.90</b>	+0:01:20.57
4	197	FLEWITT Ellen	 GBR.2001.30353	0:03:18.92	3	0:03:36.95	4		<b>0:06:55.87</b>	+0:01:27.54

### Statistics

Entries / Nations	Finished	DNF	DSQ	DNS	Weather	Temperature	Distance	Elevation
191 / 22	191	0	0	0	Sunny intervals, fresh breeze	13 °C		

DNF: did not finish · DNS: did not start · DSQ: disqualified