























Vittoria EWS Tweed Valley

Innerleithen, Scotland
02 & 03 October 2021

Stage 3 Results

Pos	Plate	Name Team	Nat EWS number	Sector 1	Pos	Sector 2	Pos	Penalties	Time	Gap
MEN										
1	27	MAES Martin GT Factory Racing	 BEL.1997.21636	<u>0:03:09.23</u>	1	0:01:14.62	2		0:04:23.85	
2	11	MELAMED Jesse Rocky Mountain Race Face	 CAN.1992.21596	0:03:10.77	2	<u>0:01:14.38</u>	1		0:04:25.15	+0:00:01.30
3	5	DAILLY Adrien Lapierre Zipp Collective	 FRA.1996.21677	0:03:13.77	3	0:01:15.11	4		0:04:28.88	+0:00:05.03
4	25	HEAP Elliott Chain Reaction Cycles	 GBR.1998.21783	0:03:14.87	4	0:01:15.00	3		0:04:29.87	+0:00:06.02
5	24	WOOLLEY Kasper Yeti / OneUp PRO Team	 CAN.1999.21348	0:03:16.27	6	0:01:15.65	7		0:04:31.92	+0:00:08.07
6	30	MURRAY Charles Specialized Racing	 NZL.1996.22752	0:03:15.95	5	0:01:16.18	9		0:04:32.13	+0:00:08.28
7	21	MOIR Jack Canyon Collective	 AUS.1994.33430	0:03:19.14	16	0:01:15.28	6		0:04:34.42	+0:00:10.57
8	8	WALKER Matthew Pivot Factory Racing	 NZL.1990.21846	0:03:17.32	7	0:01:17.21	15		0:04:34.53	+0:00:10.68
9	6	GAUVIN Remi Rocky Mountain Race Face	 CAN.1992.21624	0:03:17.64	8	0:01:17.08	12		0:04:34.72	+0:00:10.87
10	86	WALL Evan Orbea FOX Enduro Team	 CAN.1999.23531	0:03:17.77	10	0:01:17.53	17		0:04:35.30	+0:00:11.45
11	64	GRANT Kelan Chain Reaction Cycles	 IRL.1993.21773	0:03:17.64	8	0:01:18.51	26		0:04:36.15	+0:00:12.30












Stage 3 Results

Pos	Plate	Name Team	Nat EWS number	Sector 1	Pos	Sector 2	Pos	Penalties	Time	Gap
MEN										
12	41	SCOTT Mark Santa Cruz	 GBR.1993.21714	0:03:18.80	12	0:01:17.41	16		0:04:36.21	+0:00:12.36
13	22	BORGES Jose Canyon Collective	 POR.1990.21669	0:03:19.29	17	0:01:17.18	13		0:04:36.47	+0:00:12.62
14	82	BUCHANAN Lewis	 GBR.1993.21608	0:03:19.07	14	0:01:17.93	20		0:04:37.00	+0:00:13.15
15	40	VERNER Rhys Forbidden Synthesis	 CAN.1997.22407	0:03:19.87	20	0:01:17.18	13		0:04:37.05	+0:00:13.20
16	38	LARBEOU Guillaume Sunn French Connexion By Alpe D'Huez	 FRA.1994.25575	0:03:19.37	18	0:01:17.90	19		0:04:37.27	+0:00:13.42
17	14	LUCAS Cole Ibis Enduro Team	 NZL.1998.23013	0:03:20.65	27	0:01:16.98	11		0:04:37.63	+0:00:13.78
18	4	TORDO Dimitri Canyon Collective	 FRA.1993.21764	0:03:18.79	11	0:01:18.86	31		0:04:37.65	+0:00:13.80
19	34	CHARLES Clement Rossignol Factory Team	 FRA.1994.22206	0:03:21.80	35	0:01:15.95	8		0:04:37.75	+0:00:13.90
20	83	BRAYTON Adam	 GBR.1988.39900	0:03:20.07	23	0:01:18.20	23		0:04:38.27	+0:00:14.42
21	36	PERSAK Vid Orbea FOX Enduro Team	 SLO.1996.22810	0:03:19.97	22	0:01:18.42	24		0:04:38.39	+0:00:14.54
22	10	JOHANSEN Zakarias Ibis Enduro Team	 SWE.1992.21863	0:03:20.80	29	0:01:17.98	21		0:04:38.78	+0:00:14.93












Vittoria EWS Tweed Valley

Innerleithen, Scotland
02 & 03 October 2021












Stage 3 Results

Pos	Plate	Name Team	Nat EWS number	Sector 1	Pos	Sector 2	Pos	Penalties	Time	Gap
MEN										
23	31	GALY Theo Sunn French Connexion By Alpe D'Huez	 FRA.1990.21691	0:03:20.60	26	0:01:18.43	25		0:04:39.03	+0:00:15.18
24	77	ROPELATO Mitch	 USA.1992.22734	0:03:20.27	24	0:01:19.21	34		0:04:39.48	+0:00:15.63
25	117	LANGHORN Reece	 GBR.1988.23486	0:03:19.88	21	0:01:19.61	43		0:04:39.49	+0:00:15.64
26	12	JOHNSON Leigh Pole Enduro Race Team	 GBR.1996.22603	0:03:20.90	30	0:01:18.80	30		0:04:39.70	+0:00:15.85
27	3	MIQUEL Kevin Specialized Racing	 FRA.1991.21704	0:03:19.60	19	0:01:20.25	49		0:04:39.85	+0:00:16.00
27	26	OTON Damien Orbea FOX Enduro Team	 FRA.1987.21728	0:03:21.17	32	0:01:18.68	27		0:04:39.85	+0:00:16.00
29	76	WATSON Corey	 GBR.1999.35483	0:03:21.20	33	0:01:18.93	32		0:04:40.13	+0:00:16.28
30	142	DALE Sam	 GBR.1990.22733	0:03:25.00	50	0:01:15.16	5		0:04:40.16	+0:00:16.31
31	29	VENDEMMIA Mirco Fastlight-Abetone	 ITA.1998.21871	0:03:20.70	28	0:01:19.58	39		0:04:40.28	+0:00:16.43
32	2	NICOLAI Florian Trek Factory Racing	 FRA.1993.21749	0:03:20.90	30	0:01:19.58	39		0:04:40.48	+0:00:16.63
33	35	CALLAGHAN Gregory Devinci Global Racing	 IRL.1991.21827	0:03:22.72	40	0:01:18.03	22		0:04:40.75	+0:00:16.90












Stage 3 Results

Pos	Plate	Name Team	Nat EWS number	Sector 1	Pos	Sector 2	Pos	Penalties	Time	Gap
MEN										
34	13	WALLNER Robin Ibis Enduro Team	 SWE.1988.21594	0:03:21.30	34	0:01:19.48	37		0:04:40.78	+0:00:16.93
35	116	MOORE Thomas	 GBR.1994.33293	0:03:19.07	14	0:01:21.79	61		0:04:40.86	+0:00:17.01
36	101	HUTCHENS Chris	 GBR.1989.22999	0:03:22.15	37	0:01:18.76	28		0:04:40.91	+0:00:17.06
37	72	SELF Daniel Theory Global Enduro Team	 NZL.1998.21834	0:03:22.65	39	0:01:18.77	29		0:04:41.42	+0:00:17.57
38	1	HILL Samuel Chain Reaction Cycles	 AUS.1985.21775	0:03:24.67	45	0:01:16.76	10		0:04:41.43	+0:00:17.58
39	56	STONE Brady Theory Global Enduro Team	 NZL.2000.23119	0:03:19.00	13	0:01:22.46	68		0:04:41.46	+0:00:17.61
40	33	TEXTOR Christian Team BULLS	 GER.1990.22845	0:03:22.47	38	0:01:19.16	33		0:04:41.63	+0:00:17.78
41	28	VIDAL Antoine Commencal Enduro Team	 FRA.2001.25035	0:03:23.35	41	0:01:19.37	35		0:04:42.72	+0:00:18.87
42	79	KERR Bernard Pivot Factory Racing	 GBR.1991.27607	0:03:20.47	25	0:01:23.21	71		0:04:43.68	+0:00:19.83
43	78	WALKER Matt	 GBR.1999.40099	0:03:21.98	36	0:01:22.05	65		0:04:44.03	+0:00:20.18
44	81	BARNES Joe	 GBR.1988.21748	0:03:24.80	48	0:01:19.59	41		0:04:44.39	+0:00:20.54












Stage 3 Results

Pos	Plate	Name Team	Nat EWS number	Sector 1	Pos	Sector 2	Pos	Penalties	Time	Gap
MEN										
45	65	GARAY TAMAYO Iago Santa Cruz	 ESP.1991.21707	0:03:23.78	43	0:01:21.36	54		0:04:45.14	+0:00:21.29
46	80	READING Jack	 GBR.1988.22548	0:03:23.75	42	0:01:21.43	55		0:04:45.18	+0:00:21.33
47	32	PIGEON Hugo Scott SR Suntour Enduro Team	 FRA.1996.23507	0:03:25.47	51	0:01:19.96	46		0:04:45.43	+0:00:21.58
48	53	SECONDI Nathan Fulgur Factory Team	 FRA.1999.22133	0:03:26.20	56	0:01:19.50	38		0:04:45.70	+0:00:21.85
49	120	YOUNG Robert	 GBR.1988.30345	0:03:24.80	48	0:01:21.23	53		0:04:46.03	+0:00:22.18
50	91	MOROTTI Hugo	 FRA.2000.24522	0:03:26.12	55	0:01:19.96	46		0:04:46.08	+0:00:22.23
51	15	NEER Shawn Yeti / Fox Factory Team	 USA.1991.21712	0:03:25.85	52	0:01:20.56	50		0:04:46.41	+0:00:22.56
52	58	CARBALLO GONZALEZ Edgar Orbea FOX Enduro Team	 ESP.1988.30531	0:03:26.80	59	0:01:19.65	44		0:04:46.45	+0:00:22.60
53	63	FRANCK Gilles	 BEL.2000.22291	0:03:24.76	47	0:01:21.72	60		0:04:46.48	+0:00:22.63
54	85	KRASNY Carter	 CAN.1999.22027	0:03:27.10	62	0:01:19.45	36		0:04:46.55	+0:00:22.70
55	60	NATION Joseph Pole Enduro Race Team	 NZL.1989.21670	0:03:24.20	44	0:01:22.36	67		0:04:46.56	+0:00:22.71












Stage 3 Results

Pos	Plate	Name Team	Nat EWS number	Sector 1	Pos	Sector 2	Pos	Penalties	Time	Gap
MEN										
56	75	CONNELL Joseph Orange Factory Racing	 GBR.1994.21745	0:03:24.67	45	0:01:21.90	63		0:04:46.57	+0:00:22.72
57	59	TORRALBA GARASA Juan Gabriel Orbea FOX Enduro Team	 ESP.1997.21633	0:03:26.02	54	0:01:21.53	57		0:04:47.55	+0:00:23.70
58	66	DRACH Torben	 GER.1998.22419	0:03:27.02	60	0:01:20.96	51		0:04:47.98	+0:00:24.13
59	62	BLAIR Lachlan Orange Factory Racing	 GBR.1995.21426	0:03:26.30	58	0:01:21.71	59		0:04:48.01	+0:00:24.16
60	74	PONTAL Yannick Team Cycles Peugeot	 FRA.1985.22511	0:03:27.05	61	0:01:21.66	58		0:04:48.71	+0:00:24.86
61	54	MENJOU Irene	 FRA.1995.22122	0:03:28.89	69	0:01:19.94	45		0:04:48.83	+0:00:24.98
62	73	MACARTHUR Glenn	 FRA.2000.22879	0:03:27.20	63	0:01:21.85	62		0:04:49.05	+0:00:25.20
63	88	WILSON Thomas Orange Factory Racing	 GBR.2000.22553	0:03:29.50	70	0:01:19.60	42		0:04:49.10	+0:00:25.25
64	132	JENSEN Henrik	 GBR.1998.25933	0:03:27.98	66	0:01:21.15	52		0:04:49.13	+0:00:25.28
65	90	HEBERT Ambroise	 FRA.1993.21934	0:03:27.97	65	0:01:22.15	66		0:04:50.12	+0:00:26.27
66	89	JONES Jono	 GBR.1994.37370	0:03:26.22	57	0:01:24.05	79		0:04:50.27	+0:00:26.42

Stage 3 Results

Pos	Plate	Name Team	Nat EWS number	Sector 1	Pos	Sector 2	Pos	Penalties	Time	Gap
MEN										
67	274	RUFFRAY Mathieu Team Cycles Peugeot	 FRA.1997.22634	0:03:25.87	53	0:01:24.45	82		0:04:50.32	+0:00:26.47
68	70	MASTERS Wyn GT Factory Racing	 NZL.1987.21663	0:03:28.18	67	0:01:22.50	69		0:04:50.68	+0:00:26.83
69	126	SHUCKSMITH Samuel	 GBR.1990.23007	0:03:28.27	68	0:01:23.06	70		0:04:51.33	+0:00:27.48
70	141	BEAUMONT Marc	 GBR.1984.38342	0:03:27.90	64	0:01:24.18	80		0:04:52.08	+0:00:28.23
71	71	MYSIK Milan	 CZE.1993.22051	0:03:32.42	78	0:01:20.00	48		0:04:52.42	+0:00:28.57
72	143	BROOKES Martyn	 GBR.1987.23008	0:03:31.20	72	0:01:21.97	64		0:04:53.17	+0:00:29.32
73	92	FRESQUET Axel Urge Pyrenees Gravity	 FRA.1998.23081	0:03:31.45	75	0:01:23.25	72		0:04:54.70	+0:00:30.85
74	103	CARROLL Gavin	 IRL.1993.35848	0:03:31.30	73	0:01:23.43	73		0:04:54.73	+0:00:30.88
75	115	SHIRLEY James	 GBR.1989.22351	0:03:33.32	80	0:01:21.48	56		0:04:54.80	+0:00:30.95
75	100	GALLAGHER Christopher	 GBR.1993.23014	0:03:37.07	87	0:01:17.73	18		0:04:54.80	+0:00:30.95
77	114	MOYNIHAN Liam	 GBR.1991.21835	0:03:30.98	71	0:01:24.34	81		0:04:55.32	+0:00:31.47












Stage 3 Results

Pos	Plate	Name Team	Nat EWS number	Sector 1	Pos	Sector 2	Pos	Penalties	Time	Gap
MEN										
78	98	SCOTT Riley	 GBR.2000.38625	0:03:32.13	77	0:01:23.45	74		0:04:55.58	+0:00:31.73
79	135	HOLOWKO Alex	 GBR.1990.21357	0:03:33.37	81	0:01:23.65	76		0:04:57.02	+0:00:33.17
80	118	COULTHARD Aidan	 GBR.1996.33292	0:03:31.40	74	0:01:26.17	85		0:04:57.57	+0:00:33.72
81	131	WILLIAMS Luke	 GBR.1997.25234	0:03:34.03	82	0:01:23.69	78		0:04:57.72	+0:00:33.87
82	99	RYAN Fergus	 GBR.1993.22458	0:03:31.47	76	0:01:26.31	86		0:04:57.78	+0:00:33.93
83	119	BROWN Chris	 IRL.1995.33325	0:03:35.85	84	0:01:23.65	76		0:04:59.50	+0:00:35.65
84	106	LANDMARK Ola Javold	 NOR.1999.25289	0:03:36.43	85	0:01:23.46	75		0:04:59.89	+0:00:36.04
85	107	HARKER Jack	 GBR.1998.33252	0:03:33.05	79	0:01:27.48	91		0:05:00.53	+0:00:36.68
86	87	PFEIL Max	 GER.1998.27442	0:03:35.57	83	0:01:25.66	84		0:05:01.23	+0:00:37.38
87	121	TUCKER Richard	 GBR.1991.36353	0:03:38.38	90	0:01:24.57	83		0:05:02.95	+0:00:39.10
88	108	ROSSI Saben	 USA.1985.23371	0:03:36.79	86	0:01:26.58	88		0:05:03.37	+0:00:39.52












Vittoria EWS Tweed Valley

Innerleithen, Scotland
02 & 03 October 2021












Stage 3 Results

Pos	Plate	Name Team	Nat EWS number	Sector 1	Pos	Sector 2	Pos	Penalties	Time	Gap
MEN										
89	109	DERKUM Christian	 GER.1991.23043	0:03:38.92	91	0:01:27.21	90		0:05:06.13	+0:00:42.28
90	93	ARNAUD Quentin Sunn French Connexion By Alpe D'Huez	 FRA.1994.22628	0:03:39.87	92	0:01:26.71	89		0:05:06.58	+0:00:42.73
91	134	LEWIS Josh	 GBR.1993.21705	0:03:37.73	88	0:01:29.06	94		0:05:06.79	+0:00:42.94
92	113	DEMUYLDER Jonas	 BEL.1997.25196	0:03:40.81	93	0:01:26.52	87		0:05:07.33	+0:00:43.48
93	110	SCHWENK Robert	 GER.1994.23041	0:03:40.90	94	0:01:27.56	93		0:05:08.46	+0:00:44.61
94	128	CALLAGHAN Emmet	 IRL.2000.25892	0:03:37.78	89	0:01:31.02	99		0:05:08.80	+0:00:44.95
95	122	DIEU Antonio	 FRA.1989.26701	0:03:43.80	97	0:01:27.53	92		0:05:11.33	+0:00:47.48
96	111	BARICH Leopold	 GER.1998.22342	0:03:43.48	96	0:01:30.05	97		0:05:13.53	+0:00:49.68
97	138	BROTHERTON Tobias	 USA.1993.24850	0:03:46.40	98	0:01:29.71	96		0:05:16.11	+0:00:52.26
98	125	COUTURE Charles	 CAN.1999.29610	0:03:43.47	95	0:01:34.32	101		0:05:17.79	+0:00:53.94
99	112	BEAN Nicolas Theory Global Enduro Team	 USA.1999.22730	0:03:51.91	100	0:01:30.97	98		0:05:22.88	+0:00:59.03












Stage 3 Results

Pos	Plate	Name Team	Nat EWS number	Sector 1	Pos	Sector 2	Pos	Penalties	Time	Gap
MEN										
100	137	JONSSON Gestur	 ISL.1989.25903	0:03:50.43	99	0:01:32.77	100		0:05:23.20	+0:00:59.35
101	123	GUERIN Cedric	 FRA.1992.23190	0:04:04.48	101	0:01:43.19	102		0:05:47.67	+0:01:23.82
102	97	JANSER Robin	 SUI.2000.25837	0:04:58.00	102	0:01:29.57	95		0:06:27.57	+0:02:03.72
MEN Master 35+										
1	222	FARRER Dan	 GBR.1982.25481	0:03:29.59	2	<u>0:01:20.33</u>	1		0:04:49.92	
2	218	AUSTERMUHLE Ian	 GBR.1980.21590	<u>0:03:27.85</u>	1	0:01:23.65	2		0:04:51.50	+0:00:01.58
3	221	ROBINSON Sean	 GBR.1983.22012	0:03:30.13	3	0:01:27.45	5		0:04:57.58	+0:00:07.66
4	203	AMOUR Karim	 FRA.1975.21696	0:03:35.73	4	0:01:25.32	3		0:05:01.05	+0:00:11.13
5	207	PAGE Nigel Chain Reaction Cycles	 GBR.1972.23282	0:03:37.50	5	0:01:27.95	6		0:05:05.45	+0:00:15.53
6	216	BISHOP Daniel	 GBR.1970.22823	0:03:44.50	8	0:01:26.64	4		0:05:11.14	+0:00:21.22
7	219	O'BRIEN Glyn	 IRL.1977.22983	0:03:41.52	6	0:01:30.13	8		0:05:11.65	+0:00:21.73
8	224	SADLER Andy	 GBR.1972.21595	0:03:41.89	7	0:01:32.75	10		0:05:14.64	+0:00:24.72

Stage 3 Results

Pos	Plate	Name Team	Nat EWS number	Sector 1	Pos	Sector 2	Pos	Penalties	Time	Gap
MEN Master 35+										
9	213	JONES Sion	 GBR.1976.23430	0:03:48.48	10	0:01:30.83	9		0:05:19.31	+0:00:29.39
10	212	WARD Joe	 IRL.1971.22541	0:03:49.92	12	0:01:29.72	7		0:05:19.64	+0:00:29.72
11	220	WRIGHT Mat	 GBR.1980.35435	0:03:44.69	9	0:01:35.06	14		0:05:19.75	+0:00:29.83
12	214	TITLEY Andrew	 GBR.1975.27790	0:03:48.94	11	0:01:34.38	11		0:05:23.32	+0:00:33.40
13	217	MCNEIL John	 GBR.1969.21394	0:03:53.15	14	0:01:34.85	13		0:05:28.00	+0:00:38.08
14	205	CARREZ Cedric Lapierre Zipp Collective	 FRA.1978.23588	0:03:51.38	13	0:01:38.35	16		0:05:29.73	+0:00:39.81
14	206	CALVEZ Mathieu Urge Pyrenees Gravity	 FRA.1986.22152	0:03:53.42	15	0:01:36.31	15		0:05:29.73	+0:00:39.81
16	215	ZIETSMAN Martin	 RSA.1984.22399	0:03:58.18	16	0:01:34.40	12		0:05:32.58	+0:00:42.66
17	210	BODEUX Xavier	 BEL.1976.21936	0:04:00.80	17	0:01:41.38	17		0:05:42.18	+0:00:52.26
18	211	DAUMAS Eric	 FRA.1968.22075	0:04:20.97	18	0:01:42.88	18		0:06:03.85	+0:01:13.93
19	225	CALAM Jeff	 GBR.1978.22741	0:04:21.65	19	0:01:47.08	20		0:06:08.73	+0:01:18.81












Stage 3 Results

Pos	Plate	Name Team	Nat EWS number	Sector 1	Pos	Sector 2	Pos	Penalties	Time	Gap
MEN Master 35+										
20	223	ALCISTO Patrick	 USA.1981.38277	0:04:23.90	20	0:01:45.75	19		0:06:09.65	+0:01:19.73
MEN Under 21										
1	148	EDMONDSON Jamie	 GBR.2001.22932	<u>0:03:20.18</u>	1	0:01:17.48	2		0:04:37.66	
2	159	MENZIES Jack Forbidden Synthesis	 CAN.2001.22519	0:03:21.10	3	<u>0:01:17.22</u>	1		0:04:38.32	+0:00:00.66
3	160	EBDON Jake	 GBR.2001.32703	0:03:20.83	2	0:01:20.88	9		0:04:41.71	+0:00:04.05
4	176	CREWTHOR Matt	 GBR.2002.31956	0:03:23.00	5	0:01:19.89	6		0:04:42.89	+0:00:05.23
5	149	MEIER-SMITH Luke	 AUS.2002.25147	0:03:23.48	6	0:01:19.72	5		0:04:43.20	+0:00:05.54
6	175	BRODIE William	 GBR.2004.37689	0:03:21.33	4	0:01:21.95	12		0:04:43.28	+0:00:05.62
7	165	SLACK Dan	 GBR.2002.38212	0:03:24.35	8	0:01:19.39	4		0:04:43.74	+0:00:06.08
8	152	STORR Alex	 GBR.2001.31009	0:03:25.57	10	0:01:18.73	3		0:04:44.30	+0:00:06.64
9	169	NOBLE Josh	 GBR.2001.25619	0:03:23.78	7	0:01:20.67	8		0:04:44.45	+0:00:06.79
10	155	WARNET Manu	 NED.2001.26267	0:03:26.25	11	0:01:20.25	7		0:04:46.50	+0:00:08.84












Vittoria EWS Tweed Valley

Innerleithen, Scotland
02 & 03 October 2021












Stage 3 Results

Pos	Plate	Name Team	Nat EWS number	Sector 1	Pos	Sector 2	Pos	Penalties	Time	Gap
MEN Under 21										
11	147	CAMOIN Francesco Specialized Racing	 FRA.2001.23545	0:03:24.72	9	0:01:23.45	17		0:04:48.17	+0:00:10.51
12	153	RYYNANEN Tarmo	 FIN.2002.31950	0:03:26.79	12	0:01:21.71	11		0:04:48.50	+0:00:10.84
13	168	RANDELL Jayden	 GBR.2003.27895	0:03:27.55	14	0:01:23.72	19		0:04:51.27	+0:00:13.61
14	156	PIERCY Jack Commencal Enduro Team	 GBR.2004.36927	0:03:28.42	15	0:01:23.96	22		0:04:52.38	+0:00:14.72
15	182	CREASE Henry	 GBR.2003.36925	0:03:31.35	17	0:01:21.30	10		0:04:52.65	+0:00:14.99
16	151	STERCKX Nathan	 CAN.2001.22631	0:03:30.77	16	0:01:22.79	14		0:04:53.56	+0:00:15.90
17	170	SCHEELE William	 NOR.2003.33415	0:03:31.79	19	0:01:22.48	13		0:04:54.27	+0:00:16.61
18	154	ARNAUD Nans	 FRA.2004.35462	0:03:31.50	18	0:01:23.02	15		0:04:54.52	+0:00:16.86
19	174	COPE Daniel	 GBR.2003.36534	0:03:27.35	13	0:01:27.73	29		0:04:55.08	+0:00:17.42
20	179	WILSON Ben	 IRL.2002.36239	0:03:32.40	21	0:01:23.18	16		0:04:55.58	+0:00:17.92
21	157	MILLE Thimote	 FRA.2001.31623	0:03:31.89	20	0:01:23.95	20		0:04:55.84	+0:00:18.18












Stage 3 Results

Pos	Plate	Name Team	Nat EWS number	Sector 1	Pos	Sector 2	Pos	Penalties	Time	Gap
MEN Under 21										
22	172	HEINE Geraud	 BEL.2004.25833	0:03:32.70	23	0:01:24.22	23		0:04:56.92	+0:00:19.26
23	161	CHAPIN Aiden Trek Factory Racing	 USA.2002.25700	0:03:32.45	22	0:01:24.90	25		0:04:57.35	+0:00:19.69
24	150	ICARDO Alexis Theory Global Enduro Team	 FRA.2003.31902	0:03:36.33	24	0:01:23.47	18		0:04:59.80	+0:00:22.14
25	158	BERTINI Lisandru Lapierre Zipp Collective	 FRA.2004.36198	0:03:36.35	25	0:01:24.44	24		0:05:00.79	+0:00:23.13
26	180	CONROY Brendan	 IRL.2004.39139	0:03:38.40	28	0:01:25.18	26		0:05:03.58	+0:00:25.92
27	177	JACKSON Ben	 GBR.2001.28609	0:03:38.40	28	0:01:25.55	27		0:05:03.95	+0:00:26.29
28	181	BIRCHILL Harry	 GBR.2001.35886	0:03:40.22	30	0:01:23.95	20		0:05:04.17	+0:00:26.51
29	183	CALLAGHAN Ross	 IRL.2002.28683	0:03:37.28	26	0:01:27.82	30		0:05:05.10	+0:00:27.44
30	171	FOURCADE Luca Urge Pyrenees Gravity	 FRA.2003.35944	0:03:37.94	27	0:01:29.93	31		0:05:07.87	+0:00:30.21
31	173	ENNIS Ross	 IRL.2001.25954	0:03:42.75	31	0:01:26.47	28		0:05:09.22	+0:00:31.56
WOMEN										
1	4	CHARRE Morgane Pivot Factory Racing	 FRA.1990.21958	0:03:44.11	2	<u>0:01:24.18</u>	<u>1</u>		0:05:08.29	











Stage 3 Results

Pos	Plate	Name Team	Nat EWS number	Sector 1	Pos	Sector 2	Pos	Penalties	Time	Gap
WOMEN										
2	10	BARAONA Rebecca Ibis Enduro Team	 GBR.1993.21715	<u>0:03:40.30</u>	1	0:01:28.03	5		0:05:08.33	+0:00:00.04
3	187	STONE Jessica	 GBR.1990.32154	0:03:44.33	3	0:01:25.80	2		0:05:10.13	+0:00:01.84
4	47	WINTON Katy	 GBR.1993.21730	0:03:44.83	4	0:01:29.05	7		0:05:13.88	+0:00:05.59
5	2	KOREM Noga GT Factory Racing	 ISR.1991.21660	0:03:47.60	6	0:01:27.18	3		0:05:14.78	+0:00:06.49
6	1	COURDURIER Isabeau Lapierre Zipp Collective	 FRA.1994.21731	0:03:46.94	5	0:01:28.96	6		0:05:15.90	+0:00:07.61
7	44	HARDEN Harriet Trek Factory Racing	 GBR.2001.22819	0:03:47.83	7	0:01:29.42	8		0:05:17.25	+0:00:08.96
8	45	CHARLES Estelle Rossignol Factory Team	 FRA.1997.22205	0:03:52.21	13	0:01:27.47	4		0:05:19.68	+0:00:11.39
9	7	COOK Becky	 GBR.1986.21664	0:03:49.62	8	0:01:30.43	10		0:05:20.05	+0:00:11.76
10	50	CHARLES Laura Orbea FOX Enduro Team	 FRA.1995.23500	0:03:50.04	10	0:01:30.23	9		0:05:20.27	+0:00:11.98
11	46	CONOLLY Ella	 GBR.1998.21859	0:03:49.97	9	0:01:30.88	12		0:05:20.85	+0:00:12.56
12	43	PUGIN Melanie	 FRA.1990.21693	0:03:51.13	11	0:01:31.04	13		0:05:22.17	+0:00:13.88




Stage 3 Results

Pos	Plate	Name Team	Nat EWS number	Sector 1	Pos	Sector 2	Pos	Penalties	Time	Gap
WOMEN										
13	184	TAYLOR Chloe	 GBR.1998.23462	0:03:51.60	12	0:01:34.35	17		0:05:25.95	+0:00:17.66
14	3	LANTHIER NADEAU Andreane Rocky Mountain Race Face	 CAN.1993.21609	0:03:56.87	16	0:01:30.58	11		0:05:27.45	+0:00:19.16
15	8	MORRISON Rae Liv Racing	 NZL.1989.21630	0:03:55.07	15	0:01:33.15	15		0:05:28.22	+0:00:19.93
16	6	GEHRIG Anita Norco Factory Team	 SUI.1987.21718	0:03:55.00	14	0:01:36.04	21		0:05:31.04	+0:00:22.75
17	9	MILLER Miranda Kona Factory Team	 CAN.1990.21687	0:03:57.65	18	0:01:33.68	16		0:05:31.33	+0:00:23.04
18	49	GEHRIG Carolin Norco Factory Team	 SUI.1987.21665	0:03:57.20	17	0:01:34.62	18		0:05:31.82	+0:00:23.53
19	48	RICHTER Raphaela Juliana Free Agents	 GER.1997.25746	0:04:04.37	22	0:01:31.92	14		0:05:36.29	+0:00:28.00
20	190	MORGAN Jessie-may	 GBR.1992.30385	0:04:03.00	21	0:01:34.95	19		0:05:37.95	+0:00:29.66
21	52	DUVERT Julie Theory Global Enduro Team	 FRA.1996.21719	0:04:00.00	19	0:01:37.98	23		0:05:37.98	+0:00:29.69
22	185	GILL Martha	 GBR.1997.22469	0:04:01.32	20	0:01:37.40	22		0:05:38.72	+0:00:30.43
23	191	SCHICK Lucy	 CAN.2000.23447	0:04:08.72	23	0:01:35.19	20		0:05:43.91	+0:00:35.62

Stage 3 Results

Pos	Plate	Name Team	Nat EWS number	Sector 1	Pos	Sector 2	Pos	Penalties	Time	Gap
WOMEN										
24	189	MAUNSELL Leah	 IRL.1999.22382	0:04:13.24	24	0:01:39.51	25		0:05:52.75	+0:00:44.46
25	188	DILLON Sian	 GBR.1994.35457	0:04:13.88	25	0:01:39.65	26		0:05:53.53	+0:00:45.24
26	186	LINN Kera	 USA.1992.38779	0:04:16.21	27	0:01:38.69	24		0:05:54.90	+0:00:46.61
27	193	LITTORIN SANDBU Anna	 NOR.2000.31919	0:04:16.19	26	0:01:44.63	27		0:06:00.82	+0:00:52.53
28	194	SHORT Isla	 GBR.1996.38607	0:04:22.77	28	0:01:45.65	28		0:06:08.42	+0:01:00.13
WOMEN Master 35+										
1	199	PICTON Leonie Liv Racing	 AUS.1986.22420	<u>0:04:13.07</u>	1	<u>0:01:41.75</u>	1		0:05:54.82	
2	200	SKELTON Becci	 GBR.1983.33703	0:04:15.13	2	0:01:50.62	2		0:06:05.75	+0:00:10.93
3	201	FILBY Maxine	 GBR.1980.36076	0:04:40.68	3	0:01:56.75	3		0:06:37.43	+0:00:42.61
4	202	HART Catherine	 GBR.1976.27215	0:04:49.20	4	0:01:57.36	4		0:06:46.56	+0:00:51.74
WOMEN Under 21										
1	196	HENDERSON Polly	 GBR.2001.22368	<u>0:03:47.47</u>	1	<u>0:01:30.40</u>	1		0:05:17.87	

Stage 3 Results

Pos	Plate	Name Team	Nat EWS number	Sector 1	Pos	Sector 2	Pos	Penalties	Time	Gap
WOMEN Under 21										
2	195	RIVA Sophie	 ITA.2003.33949	0:04:02.17	2	0:01:35.55	2		0:05:37.72	+0:00:19.85
3	197	FLEWITT Ellen	 GBR.2001.30353	0:04:14.15	3	0:01:48.15	4		0:06:02.30	+0:00:44.43
4	198	HENRY Justine Urge Pyrenees Gravity	 FRA.2003.32717	0:04:20.45	4	0:01:43.31	3		0:06:03.76	+0:00:45.89

Statistics

Entries / Nations	Finished	DNF	DSQ	DNS	Weather	Temperature	Distance	Elevation
189 / 22	189	0	0	0	Sunny intervals, fresh breeze	13 °C		

DNF: did not finish · DNS: did not start · DSQ: disqualified