


































Stage 4 Results

Pos	Plate	Name Team	Nat EWS number	Penalties	Time	Gap
MEN						
1	11	MELAMED Jesse Rocky Mountain Race Face	 CAN.1992.21596		0:03:26.90	
2	5	DAILLY Adrien Lapierre Zipp Collective	 FRA.1996.21677		0:03:29.11	+0:00:02.21
3	27	MAES Martin GT Factory Racing	 BEL.1997.21636		0:03:30.60	+0:00:03.70
4	86	WALL Evan Orbea FOX Enduro Team	 CAN.1999.23531		0:03:30.66	+0:00:03.76
5	21	MOIR Jack Canyon Collective	 AUS.1994.33430		0:03:32.98	+0:00:06.08
6	79	KERR Bernard Pivot Factory Racing	 GBR.1991.27607		0:03:33.77	+0:00:06.87
7	6	GAUVIN Remi Rocky Mountain Race Face	 CAN.1992.21624		0:03:34.23	+0:00:07.33
8	40	VERNER Rhys Forbidden Synthesis	 CAN.1997.22407		0:03:34.91	+0:00:08.01
9	30	MURRAY Charles Specialized Racing	 NZL.1996.22752		0:03:34.98	+0:00:08.08
10	14	LUCAS Cole Ibis Enduro Team	 NZL.1998.23013		0:03:35.08	+0:00:08.18
11	142	DALE Sam	 GBR.1990.22733		0:03:35.46	+0:00:08.56












Stage 4 Results

Pos	Plate	Name Team	Nat EWS number	Penalties	Time	Gap
MEN						
12	41	SCOTT Mark Santa Cruz	 GBR.1993.21714		0:03:35.58	+0:00:08.68
13	24	WOOLLEY Kasper Yeti / OneUp PRO Team	 CAN.1999.21348		0:03:35.78	+0:00:08.88
14	34	CHARLES Clement Rossignol Factory Team	 FRA.1994.22206		0:03:36.07	+0:00:09.17
15	8	WALKER Matthew Pivot Factory Racing	 NZL.1990.21846		0:03:36.10	+0:00:09.20
16	32	PIGEON Hugo Scott SR Suntour Enduro Team	 FRA.1996.23507		0:03:36.14	+0:00:09.24
17	76	WATSON Corey	 GBR.1999.35483		0:03:36.27	+0:00:09.37
18	35	CALLAGHAN Gregory Devinci Global Racing	 IRL.1991.21827		0:03:36.45	+0:00:09.55
19	4	TORDO Dimitri Canyon Collective	 FRA.1993.21764		0:03:36.75	+0:00:09.85
20	12	JOHNSON Leigh Pole Enduro Race Team	 GBR.1996.22603		0:03:36.83	+0:00:09.93
21	10	JOHANSEN Zakarias Ibis Enduro Team	 SWE.1992.21863		0:03:37.12	+0:00:10.22
22	82	BUCHANAN Lewis	 GBR.1993.21608		0:03:37.15	+0:00:10.25












Stage 4 Results

Pos	Plate	Name Team	Nat EWS number	Penalties	Time	Gap
MEN						
23	64	GRANT Kelan Chain Reaction Cycles	 IRL.1993.21773		0:03:37.28	+0:00:10.38
24	3	MIQUEL Kevin Specialized Racing	 FRA.1991.21704		0:03:37.48	+0:00:10.58
25	13	WALLNER Robin Ibis Enduro Team	 SWE.1988.21594		0:03:37.72	+0:00:10.82
26	83	BRAYTON Adam	 GBR.1988.39900		0:03:38.67	+0:00:11.77
27	25	HEAP Elliott Chain Reaction Cycles	 GBR.1998.21783		0:03:38.77	+0:00:11.87
27	117	LANGHORN Reece	 GBR.1988.23486		0:03:38.77	+0:00:11.87
29	100	GALLAGHER Christopher	 GBR.1993.23014		0:03:39.35	+0:00:12.45
30	116	MOORE Thomas	 GBR.1994.33293		0:03:39.36	+0:00:12.46
31	2	NICOLAI Florian Trek Factory Racing	 FRA.1993.21749		0:03:39.87	+0:00:12.97
32	22	BORGES Jose Canyon Collective	 POR.1990.21669		0:03:40.18	+0:00:13.28
33	28	VIDAL Antoine Commencal Enduro Team	 FRA.2001.25035		0:03:40.92	+0:00:14.02












Stage 4 Results

Pos	Plate	Name Team	Nat EWS number	Penalties	Time	Gap
MEN						
34	29	VENDEMMIA Mirco Fastlight-Abetone	 ITA.1998.21871		0:03:41.16	+0:00:14.26
35	78	WALKER Matt	 GBR.1999.40099		0:03:41.71	+0:00:14.81
36	60	NATION Joseph Pole Enduro Race Team	 NZL.1989.21670		0:03:41.90	+0:00:15.00
37	15	NEER Shawn Yeti / Fox Factory Team	 USA.1991.21712		0:03:42.12	+0:00:15.22
38	63	FRANCK Gilles	 BEL.2000.22291		0:03:42.80	+0:00:15.90
39	120	YOUNG Robert	 GBR.1988.30345		0:03:43.02	+0:00:16.12
39	36	PERSAK Vid Orbea FOX Enduro Team	 SLO.1996.22810		0:03:43.02	+0:00:16.12
41	31	GALY Theo Sunn French Connexion By Alpe D'Huez	 FRA.1990.21691		0:03:43.13	+0:00:16.23
42	101	HUTCHENS Chris	 GBR.1989.22999		0:03:43.48	+0:00:16.58
43	75	CONNELL Joseph Orange Factory Racing	 GBR.1994.21745		0:03:43.68	+0:00:16.78
44	33	TEXTOR Christian Team BULLS	 GER.1990.22845		0:03:43.78	+0:00:16.88












Stage 4 Results

Pos	Plate	Name Team	Nat EWS number	Penalties	Time	Gap
MEN						
45	56	STONE Brady Theory Global Enduro Team	 NZL.2000.23119		0:03:43.85	+0:00:16.95
46	90	HEBERT Ambroise	 FRA.1993.21934		0:03:43.94	+0:00:17.04
47	53	SECONDI Nathan Fulgur Factory Team	 FRA.1999.22133		0:03:44.77	+0:00:17.87
48	58	CARBALLO GONZALEZ Edgar Orbea FOX Enduro Team	 ESP.1988.30531		0:03:45.14	+0:00:18.24
49	88	WILSON Thomas Orange Factory Racing	 GBR.2000.22553		0:03:45.73	+0:00:18.83
50	80	READING Jack	 GBR.1988.22548		0:03:46.13	+0:00:19.23
51	65	GARAY TAMAYO Iago Santa Cruz	 ESP.1991.21707		0:03:46.28	+0:00:19.38
52	62	BLAIR Lachlan Orange Factory Racing	 GBR.1995.21426		0:03:46.43	+0:00:19.53
52	54	MENJOU Irene	 FRA.1995.22122		0:03:46.43	+0:00:19.53
54	66	DRACH Torben	 GER.1998.22419		0:03:46.57	+0:00:19.67
55	274	RUFFRAY Mathieu Team Cycles Peugeot	 FRA.1997.22634		0:03:46.64	+0:00:19.74












Stage 4 Results

Pos	Plate	Name Team	Nat EWS number	Penalties	Time	Gap
MEN						
56	59	TORRALBA GARASA Juan Gabriel Orbea FOX Enduro Team	 ESP.1997.21633		0:03:47.13	+0:00:20.23
57	135	HOLOWKO Alex	 GBR.1990.21357		0:03:47.35	+0:00:20.45
58	73	MACARTHUR Glenn	 FRA.2000.22879		0:03:47.59	+0:00:20.69
59	70	MASTERS Wyn GT Factory Racing	 NZL.1987.21663		0:03:47.61	+0:00:20.71
60	126	SHUCKSMITH Samuel	 GBR.1990.23007		0:03:47.88	+0:00:20.98
61	103	CARROLL Gavin	 IRL.1993.35848		0:03:48.32	+0:00:21.42
62	115	SHIRLEY James	 GBR.1989.22351		0:03:48.35	+0:00:21.45
63	71	MYSIK Milan	 CZE.1993.22051		0:03:48.58	+0:00:21.68
64	74	PONTAL Yannick Team Cycles Peugeot	 FRA.1985.22511		0:03:48.60	+0:00:21.70
65	132	JENSEN Henrik	 GBR.1998.25933		0:03:48.62	+0:00:21.72
66	38	LARBEOU Guillaume Sunn French Connexion By Alpe D'Huez	 FRA.1994.25575		0:03:48.74	+0:00:21.84












Stage 4 Results

Pos	Plate	Name Team	Nat EWS number	Penalties	Time	Gap
MEN						
67	81	BARNES Joe	 GBR.1988.21748		0:03:48.79	+0:00:21.89
68	119	BROWN Chris	 IRL.1995.33325		0:03:49.12	+0:00:22.22
69	114	MOYNIHAN Liam	 GBR.1991.21835		0:03:49.55	+0:00:22.65
70	98	SCOTT Riley	 GBR.2000.38625		0:03:49.65	+0:00:22.75
71	141	BEAUMONT Marc	 GBR.1984.38342		0:03:49.85	+0:00:22.95
72	89	JONES Jono	 GBR.1994.37370		0:03:50.08	+0:00:23.18
73	143	BROOKES Martyn	 GBR.1987.23008		0:03:50.10	+0:00:23.20
74	118	COULTHARD Aidan	 GBR.1996.33292		0:03:50.25	+0:00:23.35
75	107	HARKER Jack	 GBR.1998.33252		0:03:52.31	+0:00:25.41
76	26	OTON Damien Orbea FOX Enduro Team	 FRA.1987.21728		0:03:52.36	+0:00:25.46
77	108	ROSSI Saben	 USA.1985.23371		0:03:52.55	+0:00:25.65












Stage 4 Results

Pos	Plate	Name Team	Nat EWS number	Penalties	Time	Gap
MEN						
78	91	MOROTTI Hugo	 FRA.2000.24522		0:03:52.67	+0:00:25.77
79	131	WILLIAMS Luke	 GBR.1997.25234		0:03:53.08	+0:00:26.18
80	85	KRASNY Carter	 CAN.1999.22027		0:03:54.17	+0:00:27.27
81	77	ROPELATO Mitch	 USA.1992.22734		0:03:54.23	+0:00:27.33
82	97	JANSER Robin	 SUI.2000.25837		0:03:54.85	+0:00:27.95
83	106	LANDMARK Ola Javold	 NOR.1999.25289		0:03:55.32	+0:00:28.42
84	87	PFEIL Max	 GER.1998.27442		0:03:55.73	+0:00:28.83
85	93	ARNAUD Quentin Sunn French Connexion By Alpe D'Huez	 FRA.1994.22628		0:03:57.81	+0:00:30.91
86	113	DEMUYLDER Jonas	 BEL.1997.25196		0:03:57.95	+0:00:31.05
87	121	TUCKER Richard	 GBR.1991.36353		0:03:58.85	+0:00:31.95
88	99	RYAN Fergus	 GBR.1993.22458		0:03:59.98	+0:00:33.08












Stage 4 Results

Pos	Plate	Name Team	Nat EWS number	Penalties	Time	Gap
MEN						
89	72	SELF Daniel Theory Global Enduro Team	 NZL.1998.21834		0:04:00.15	+0:00:33.25
90	110	SCHWENK Robert	 GER.1994.23041		0:04:00.40	+0:00:33.50
91	122	DIEU Antonio	 FRA.1989.26701		0:04:02.28	+0:00:35.38
92	109	DERKUM Christian	 GER.1991.23043		0:04:03.18	+0:00:36.28
93	128	CALLAGHAN Emmet	 IRL.2000.25892		0:04:05.07	+0:00:38.17
94	134	LEWIS Josh	 GBR.1993.21705		0:04:05.75	+0:00:38.85
95	125	COUTURE Charles	 CAN.1999.29610		0:04:08.55	+0:00:41.65
96	111	BARICH Leopold	 GER.1998.22342		0:04:09.05	+0:00:42.15
97	138	BROTHERTON Tobias	 USA.1993.24850		0:04:11.50	+0:00:44.60
98	137	JONSSON Gestur	 ISL.1989.25903		0:04:15.47	+0:00:48.57
99	112	BEAN Nicolas Theory Global Enduro Team	 USA.1999.22730		0:04:19.15	+0:00:52.25












Stage 4 Results

Pos	Plate	Name Team	Nat EWS number	Penalties	Time	Gap
MEN						
100	1	HILL Samuel Chain Reaction Cycles	 AUS.1985.21775		0:04:24.45	+0:00:57.55
101	123	GUERIN Cedric	 FRA.1992.23190		0:04:31.91	+0:01:05.01
MEN Master 35+						
1	218	AUSTERMUHLE Ian	 GBR.1980.21590		0:03:50.49	
2	222	FARRER Dan	 GBR.1982.25481		0:03:50.90	+0:00:00.41
3	221	ROBINSON Sean	 GBR.1983.22012		0:03:53.47	+0:00:02.98
4	203	AMOUR Karim	 FRA.1975.21696		0:03:59.30	+0:00:08.81
5	207	PAGE Nigel Chain Reaction Cycles	 GBR.1972.23282		0:04:01.85	+0:00:11.36
6	216	BISHOP Daniel	 GBR.1970.22823		0:04:03.36	+0:00:12.87
7	219	O'BRIEN Glyn	 IRL.1977.22983		0:04:05.07	+0:00:14.58
8	220	WRIGHT Mat	 GBR.1980.35435		0:04:10.48	+0:00:19.99
9	205	CARREZ Cedric Lapierre Zipp Collective	 FRA.1978.23588		0:04:12.12	+0:00:21.63












Stage 4 Results

Pos	Plate	Name Team	Nat EWS number	Penalties	Time	Gap
MEN Master 35+						
10	217	MCNEIL John	 GBR.1969.21394		0:04:13.00	+0:00:22.51
11	224	SADLER Andy	 GBR.1972.21595		0:04:16.58	+0:00:26.09
12	215	ZIETSMAN Martin	 RSA.1984.22399		0:04:19.48	+0:00:28.99
13	212	WARD Joe	 IRL.1971.22541		0:04:19.67	+0:00:29.18
14	213	JONES Sion	 GBR.1976.23430		0:04:20.28	+0:00:29.79
15	214	TITLEY Andrew	 GBR.1975.27790		0:04:22.64	+0:00:32.15
16	206	CALVEZ Mathieu Urge Pyrenees Gravity	 FRA.1986.22152		0:04:27.22	+0:00:36.73
17	210	BODEUX Xavier	 BEL.1976.21936		0:04:40.42	+0:00:49.93
18	223	ALCISTO Patrick	 USA.1981.38277		0:04:47.45	+0:00:56.96
19	225	CALAM Jeff	 GBR.1978.22741		0:05:02.95	+0:01:12.46
20	211	DAUMAS Eric	 FRA.1968.22075		0:07:01.07	+0:03:10.58












Stage 4 Results

Pos	Plate	Name Team	Nat EWS number	Penalties	Time	Gap
MEN Under 21						
1	159	MENZIES Jack Forbidden Synthesis	 CAN.2001.22519		0:03:35.23	
2	160	EBDON Jake	 GBR.2001.32703		0:03:36.22	+0:00:00.99
3	149	MEIER-SMITH Luke	 AUS.2002.25147		0:03:37.39	+0:00:02.16
4	153	RYYNANEN Tarmo	 FIN.2002.31950		0:03:38.87	+0:00:03.64
5	155	WARNET Manu	 NED.2001.26267		0:03:39.78	+0:00:04.55
6	165	SLACK Dan	 GBR.2002.38212		0:03:40.09	+0:00:04.86
7	148	EDMONDSON Jamie	 GBR.2001.22932		0:03:41.80	+0:00:06.57
8	168	RANDELL Jayden	 GBR.2003.27895		0:03:42.95	+0:00:07.72
9	169	NOBLE Josh	 GBR.2001.25619		0:03:44.00	+0:00:08.77
10	176	CREWTHER Matt	 GBR.2002.31956		0:03:44.57	+0:00:09.34
11	156	PIERCY Jack Commencal Enduro Team	 GBR.2004.36927		0:03:44.58	+0:00:09.35












Stage 4 Results

Pos	Plate	Name Team	Nat EWS number	Penalties	Time	Gap
MEN Under 21						
12	151	STERCKX Nathan	 CAN.2001.22631		0:03:44.80	+0:00:09.57
13	147	CAMOIN Francescu Specialized Racing	 FRA.2001.23545		0:03:45.75	+0:00:10.52
14	152	STORR Alex	 GBR.2001.31009		0:03:45.80	+0:00:10.57
15	174	COPE Daniel	 GBR.2003.36534		0:03:46.22	+0:00:10.99
16	161	CHAPIN Aiden Trek Factory Racing	 USA.2002.25700		0:03:47.55	+0:00:12.32
17	182	CREASE Henry	 GBR.2003.36925		0:03:48.23	+0:00:13.00
18	181	BIRCHILL Harry	 GBR.2001.35886		0:03:48.80	+0:00:13.57
19	170	SCHEELE William	 NOR.2003.33415		0:03:50.20	+0:00:14.97
20	157	MILLE Thimote	 FRA.2001.31623		0:03:51.00	+0:00:15.77
21	177	JACKSON Ben	 GBR.2001.28609		0:03:52.02	+0:00:16.79
22	175	BRODIE William	 GBR.2004.37689		0:03:54.43	+0:00:19.20












Stage 4 Results

Pos	Plate	Name Team	Nat EWS number	Penalties	Time	Gap
MEN Under 21						
23	179	WILSON Ben	 IRL.2002.36239		0:03:55.80	+0:00:20.57
24	154	ARNAUD Nans	 FRA.2004.35462		0:03:55.92	+0:00:20.69
25	172	HEINE Geraud	 BEL.2004.25833		0:03:56.10	+0:00:20.87
26	180	CONROY Brendan	 IRL.2004.39139		0:03:57.44	+0:00:22.21
27	171	FOURCADE Luca Urge Pyrenees Gravity	 FRA.2003.35944		0:03:59.00	+0:00:23.77
28	150	ICARDO Alexis Theory Global Enduro Team	 FRA.2003.31902		0:03:59.39	+0:00:24.16
29	173	ENNIS Ross	 IRL.2001.25954		0:04:05.20	+0:00:29.97
30	183	CALLAGHAN Ross	 IRL.2002.28683		0:04:05.97	+0:00:30.74
31	158	BERTINI Lisandru Lapierre Zipp Collective	 FRA.2004.36198		0:04:18.25	+0:00:43.02
WOMEN						
1	187	STONE Jessica	 GBR.1990.32154		0:04:07.50	
2	10	BARAONA Rebecca Ibis Enduro Team	 GBR.1993.21715		0:04:08.67	+0:00:01.17











Stage 4 Results

Pos	Plate	Name Team	Nat EWS number	Penalties	Time	Gap
WOMEN						
3	44	HARDEN Harriet Trek Factory Racing	 GBR.2001.22819		0:04:11.32	+0:00:03.82
4	47	WINTON Katy	 GBR.1993.21730		0:04:11.72	+0:00:04.22
5	2	KOREM Noga GT Factory Racing	 ISR.1991.21660		0:04:11.95	+0:00:04.45
6	7	COOK Becky	 GBR.1986.21664		0:04:12.10	+0:00:04.60
7	1	COURDURIER Isabeau Lapierre Zipp Collective	 FRA.1994.21731		0:04:12.68	+0:00:05.18
8	4	CHARRE Morgane Pivot Factory Racing	 FRA.1990.21958		0:04:14.55	+0:00:07.05
9	184	TAYLOR Chloe	 GBR.1998.23462		0:04:15.15	+0:00:07.65
10	43	PUGIN Melanie	 FRA.1990.21693		0:04:16.02	+0:00:08.52
11	48	RICHTER Raphaela Juliana Free Agents	 GER.1997.25746		0:04:16.15	+0:00:08.65
12	45	CHARLES Estelle Rossignol Factory Team	 FRA.1997.22205		0:04:19.03	+0:00:11.53
13	6	GEHRIG Anita Norco Factory Team	 SUI.1987.21718		0:04:19.15	+0:00:11.65



Stage 4 Results

Pos	Plate	Name Team	Nat EWS number	Penalties	Time	Gap
WOMEN						
14	46	CONOLLY Ella	 GBR.1998.21859		0:04:19.30	+0:00:11.80
15	50	CHARLES Laura Orbea FOX Enduro Team	 FRA.1995.23500		0:04:20.23	+0:00:12.73
16	9	MILLER Miranda Kona Factory Team	 CAN.1990.21687		0:04:21.40	+0:00:13.90
17	8	MORRISON Rae Liv Racing	 NZL.1989.21630		0:04:21.87	+0:00:14.37
18	49	GEHRIG Carolin Norco Factory Team	 SUI.1987.21665		0:04:22.20	+0:00:14.70
19	3	LANTHIER NADEAU Andreane Rocky Mountain Race Face	 CAN.1993.21609		0:04:23.35	+0:00:15.85
20	185	GILL Martha	 GBR.1997.22469		0:04:27.32	+0:00:19.82
21	191	SCHICK Lucy	 CAN.2000.23447		0:04:28.46	+0:00:20.96
22	52	DUVERT Julie Theory Global Enduro Team	 FRA.1996.21719		0:04:30.25	+0:00:22.75
23	190	MORGAN Jessie-may	 GBR.1992.30385		0:04:31.88	+0:00:24.38
24	188	DILLON Sian	 GBR.1994.35457		0:04:38.58	+0:00:31.08

Stage 4 Results

Pos	Plate	Name Team	Nat EWS number	Penalties	Time	Gap
WOMEN						
25	194	SHORT Isla	 GBR.1996.38607		0:04:40.72	+0:00:33.22
26	189	MAUNSELL Leah	 IRL.1999.22382		0:04:43.63	+0:00:36.13
27	193	LITTORIN SANDBU Anna	 NOR.2000.31919		0:04:50.38	+0:00:42.88
28	186	LINN Kera	 USA.1992.38779		0:05:30.08	+0:01:22.58
WOMEN Master 35+						
1	199	PICTON Leonie Liv Racing	 AUS.1986.22420		0:04:48.00	
2	200	SKELTON Becci	 GBR.1983.33703		0:04:51.58	+0:00:03.58
3	201	FILBY Maxine	 GBR.1980.36076		0:05:11.03	+0:00:23.03
4	202	HART Catherine	 GBR.1976.27215		0:05:38.48	+0:00:50.48
WOMEN Under 21						
1	196	HENDERSON Polly	 GBR.2001.22368		0:04:17.03	
2	195	RIVA Sophie	 ITA.2003.33949		0:04:37.45	+0:00:20.42

Stage 4 Results

Pos	Plate	Name Team	Nat EWS number	Penalties	Time	Gap
WOMEN Under 21						
3	198	HENRY Justine Urge Pyrenees Gravity	 FRA.2003.32717		0:05:01.12	+0:00:44.09
4	197	FLEWITT Ellen	 GBR.2001.30353		0:05:03.20	+0:00:46.17

Statistics

Entries / Nations	Finished	DNF	DSQ	DNS	Weather	Temperature	Distance	Elevation
188 / 22	188	0	0	0	Sunny intervals, fresh breeze	13 °C		

DNF: did not finish · DNS: did not start · DSQ: disqualified