


































Stage 5 Results

Pos	Plate	Name Team	Nat EWS number	Sector 1	Pos	Sector 2	Pos	Penalties	Time	Gap
MEN										
1	11	MELAMED Jesse Rocky Mountain Race Face	 CAN.1992.21596	<u>0:02:43.23</u>	1	0:02:05.57	2		0:04:48.80	
2	27	MAES Martin GT Factory Racing	 BEL.1997.21636	0:02:43.25	2	0:02:07.78	8		0:04:51.03	+0:00:02.23
3	5	DAILLY Adrien Lapierre Zipp Collective	 FRA.1996.21677	0:02:47.47	3	<u>0:02:04.28</u>	1		0:04:51.75	+0:00:02.95
4	21	MOIR Jack Canyon Collective	 AUS.1994.33430	0:02:49.83	8	0:02:06.22	4		0:04:56.05	+0:00:07.25
5	64	GRANT Kelan Chain Reaction Cycles	 IRL.1993.21773	0:02:48.15	5	0:02:08.42	11		0:04:56.57	+0:00:07.77
6	24	WOOLLEY Kasper Yeti / OneUp PRO Team	 CAN.1999.21348	0:02:49.04	7	0:02:08.00	10		0:04:57.04	+0:00:08.24
7	77	ROPELATO Mitch	 USA.1992.22734	0:02:51.12	12	0:02:06.85	6		0:04:57.97	+0:00:09.17
8	41	SCOTT Mark Santa Cruz	 GBR.1993.21714	0:02:48.08	4	0:02:10.05	17		0:04:58.13	+0:00:09.33
9	30	MURRAY Charles Specialized Racing	 NZL.1996.22752	0:02:51.68	13	0:02:06.62	5		0:04:58.30	+0:00:09.50
10	79	KERR Bernard Pivot Factory Racing	 GBR.1991.27607	0:02:50.00	9	0:02:09.45	14		0:04:59.45	+0:00:10.65
11	8	WALKER Matthew Pivot Factory Racing	 NZL.1990.21846	0:02:48.19	6	0:02:11.38	27		0:04:59.57	+0:00:10.77












Stage 5 Results

Pos	Plate	Name Team	Nat EWS number	Sector 1	Pos	Sector 2	Pos	Penalties	Time	Gap
MEN										
12	25	HEAP Elliott Chain Reaction Cycles	 GBR.1998.21783	0:02:53.98	22	0:02:05.70	3		0:04:59.68	+0:00:10.88
13	10	JOHANSEN Zakarias Ibis Enduro Team	 SWE.1992.21863	0:02:53.02	18	0:02:07.98	9		0:05:01.00	+0:00:12.20
14	13	WALLNER Robin Ibis Enduro Team	 SWE.1988.21594	0:02:50.25	10	0:02:11.35	26		0:05:01.60	+0:00:12.80
15	4	TORDO Dimitri Canyon Collective	 FRA.1993.21764	0:02:50.42	11	0:02:11.75	30		0:05:02.17	+0:00:13.37
16	6	GAUVIN Remi Rocky Mountain Race Face	 CAN.1992.21624	0:02:52.61	14	0:02:10.64	20		0:05:03.25	+0:00:14.45
17	53	SECONDI Nathan Fulgur Factory Team	 FRA.1999.22133	0:02:54.77	24	0:02:08.80	12		0:05:03.57	+0:00:14.77
18	40	VERNER Rhys Forbidden Synthesis	 CAN.1997.22407	0:02:52.81	15	0:02:11.79	31		0:05:04.60	+0:00:15.80
19	83	BRAYTON Adam GBR.1988.39900	 GBR.1988.39900	0:02:55.43	28	0:02:09.21	13		0:05:04.64	+0:00:15.84
20	38	LARBEOU Guillaume Sunn French Connexion By Alpe D'Huez	 FRA.1994.25575	0:02:54.07	23	0:02:10.93	23		0:05:05.00	+0:00:16.20
21	32	PIGEON Hugo Scott SR Suntour Enduro Team	 FRA.1996.23507	0:02:52.82	16	0:02:12.43	37		0:05:05.25	+0:00:16.45
22	14	LUCAS Cole Ibis Enduro Team	 NZL.1998.23013	0:02:55.72	31	0:02:10.40	18		0:05:06.12	+0:00:17.32












Stage 5 Results

Pos	Plate	Name Team	Nat EWS number	Sector 1	Pos	Sector 2	Pos	Penalties	Time	Gap
MEN										
23	3	MIQUEL Kevin Specialized Racing	 FRA.1991.21704	0:02:53.57	19	0:02:12.73	39		0:05:06.30	+0:00:17.50
24	78	WALKER Matt	 GBR.1999.40099	0:02:53.80	21	0:02:12.57	38		0:05:06.37	+0:00:17.57
25	142	DALE Sam	 GBR.1990.22733	0:02:55.62	30	0:02:10.78	22		0:05:06.40	+0:00:17.60
26	35	CALLAGHAN Gregory Devinci Global Racing	 IRL.1991.21827	0:02:55.01	25	0:02:11.47	28		0:05:06.48	+0:00:17.68
27	22	BORGES Jose Canyon Collective	 POR.1990.21669	0:02:57.02	41	0:02:09.60	15		0:05:06.62	+0:00:17.82
28	59	TORRALBA GARASA Juan Gabriel Orbea FOX Enduro Team	 ESP.1997.21633	0:02:52.95	17	0:02:13.77	45		0:05:06.72	+0:00:17.92
29	116	MOORE Thomas	 GBR.1994.33293	0:02:55.07	26	0:02:12.33	34		0:05:07.40	+0:00:18.60
30	86	WALL Evan Orbea FOX Enduro Team	 CAN.1999.23531	0:03:00.57	62	0:02:07.10	7		0:05:07.67	+0:00:18.87
31	56	STONE Brady Theory Global Enduro Team	 NZL.2000.23119	0:02:58.10	49	0:02:09.95	16		0:05:08.05	+0:00:19.25
32	36	PERSAK Vid Orbea FOX Enduro Team	 SLO.1996.22810	0:02:56.65	39	0:02:11.70	29		0:05:08.35	+0:00:19.55
33	29	VENDEMMIA Mirco Fastlight-Abetone	 ITA.1998.21871	0:02:56.02	32	0:02:12.35	35		0:05:08.37	+0:00:19.57












Stage 5 Results

Pos	Plate	Name Team	Nat EWS number	Sector 1	Pos	Sector 2	Pos	Penalties	Time	Gap
MEN										
34	62	BLAIR Lachlan Orange Factory Racing	 GBR.1995.21426	0:02:56.40	35	0:02:12.12	33		0:05:08.52	+0:00:19.72
35	12	JOHNSON Leigh Pole Enduro Race Team	 GBR.1996.22603	0:02:56.48	37	0:02:12.07	32		0:05:08.55	+0:00:19.75
36	76	WATSON Corey	 GBR.1999.35483	0:02:57.38	45	0:02:11.22	25		0:05:08.60	+0:00:19.80
37	75	CONNELL Joseph Orange Factory Racing	 GBR.1994.21745	0:02:56.45	36	0:02:12.40	36		0:05:08.85	+0:00:20.05
38	73	MACARTHUR Glenn	 FRA.2000.22879	0:02:55.54	29	0:02:13.68	44		0:05:09.22	+0:00:20.42
39	33	TEXTOR Christian Team BULLS	 GER.1990.22845	0:02:58.37	51	0:02:11.03	24		0:05:09.40	+0:00:20.60
40	70	MASTERS Wyn GT Factory Racing	 NZL.1987.21663	0:02:59.23	56	0:02:10.67	21		0:05:09.90	+0:00:21.10
40	117	LANGHORN Reece	 GBR.1988.23486	0:02:56.81	40	0:02:13.09	40		0:05:09.90	+0:00:21.10
42	65	GARAY TAMAYO Iago Santa Cruz	 ESP.1991.21707	0:02:56.15	33	0:02:14.09	48		0:05:10.24	+0:00:21.44
43	120	YOUNG Robert	 GBR.1988.30345	0:02:56.21	34	0:02:14.17	50		0:05:10.38	+0:00:21.58
44	85	KRASNY Carter	 CAN.1999.22027	0:02:57.04	42	0:02:14.05	47		0:05:11.09	+0:00:22.29












Stage 5 Results

Pos	Plate	Name Team	Nat EWS number	Sector 1	Pos	Sector 2	Pos	Penalties	Time	Gap
MEN										
45	58	CARBALLO GONZALEZ Edgar Orbea FOX Enduro Team	 ESP.1988.30531	0:02:55.40	27	0:02:15.85	56		0:05:11.25	+0:00:22.45
46	63	FRANCK Gilles	 BEL.2000.22291	0:02:57.93	48	0:02:13.45	43		0:05:11.38	+0:00:22.58
47	31	GALY Theo Sunn French Connexion By Alpe D'Huez	 FRA.1990.21691	0:03:01.78	66	0:02:10.53	19		0:05:12.31	+0:00:23.51
48	60	NATION Joseph Pole Enduro Race Team	 NZL.1989.21670	0:02:56.64	38	0:02:16.00	58		0:05:12.64	+0:00:23.84
49	1	HILL Samuel Chain Reaction Cycles	 AUS.1985.21775	0:02:57.37	44	0:02:15.65	55		0:05:13.02	+0:00:24.22
50	28	VIDAL Antoine Commencal Enduro Team	 FRA.2001.25035	0:02:59.98	60	0:02:13.14	41		0:05:13.12	+0:00:24.32
51	15	NEER Shawn Yeti / Fox Factory Team	 USA.1991.21712	0:02:59.20	54	0:02:14.15	49		0:05:13.35	+0:00:24.55
52	90	HEBERT Ambroise	 FRA.1993.21934	0:02:58.38	52	0:02:15.10	53		0:05:13.48	+0:00:24.68
53	2	NICOLAI Florian Trek Factory Racing	 FRA.1993.21749	0:03:00.15	61	0:02:13.77	45		0:05:13.92	+0:00:25.12
54	66	DRACH Torben	 GER.1998.22419	0:03:00.90	65	0:02:13.35	42		0:05:14.25	+0:00:25.45
55	274	RUFFRAY Mathieu Team Cycles Peugeot	 FRA.1997.22634	0:02:59.53	57	0:02:14.87	52		0:05:14.40	+0:00:25.60












Stage 5 Results

Pos	Plate	Name Team	Nat EWS number	Sector 1	Pos	Sector 2	Pos	Penalties	Time	Gap
MEN										
56	126	SHUCKSMITH Samuel	 GBR.1990.23007	0:02:58.31	50	0:02:16.12	60		0:05:14.43	+0:00:25.63
57	143	BROOKES Martyn	 GBR.1987.23008	0:02:57.67	46	0:02:17.02	67		0:05:14.69	+0:00:25.89
58	80	READING Jack	 GBR.1988.22548	0:02:59.91	59	0:02:14.86	51		0:05:14.77	+0:00:25.97
59	91	MOROTTI Hugo	 FRA.2000.24522	0:02:57.15	43	0:02:17.90	69		0:05:15.05	+0:00:26.25
60	54	MENJOU Irene	 FRA.1995.22122	0:02:59.20	54	0:02:16.44	63		0:05:15.64	+0:00:26.84
61	82	BUCHANAN Lewis	 GBR.1993.21608	0:02:59.85	58	0:02:15.90	57		0:05:15.75	+0:00:26.95
62	34	CHARLES Clement Rossignol Factory Team	 FRA.1994.22206	0:02:53.68	20	0:02:22.15	85		0:05:15.83	+0:00:27.03
63	103	CARROLL Gavin	 IRL.1993.35848	0:02:57.71	47	0:02:19.07	73		0:05:16.78	+0:00:27.98
64	26	OTON Damien Orbea FOX Enduro Team	 FRA.1987.21728	0:03:01.90	67	0:02:15.36	54		0:05:17.26	+0:00:28.46
65	81	BARNES Joe	 GBR.1988.21748	0:03:00.81	63	0:02:16.72	65		0:05:17.53	+0:00:28.73
66	101	HUTCHENS Chris	 GBR.1989.22999	0:03:02.42	70	0:02:16.35	62		0:05:18.77	+0:00:29.97












Stage 5 Results

Pos	Plate	Name Team	Nat EWS number	Sector 1	Pos	Sector 2	Pos	Penalties	Time	Gap
MEN										
67	98	SCOTT Riley	 GBR.2000.38625	0:03:04.40	74	0:02:16.78	66		0:05:21.18	+0:00:32.38
68	88	WILSON Thomas Orange Factory Racing	 GBR.2000.22553	0:03:04.60	75	0:02:16.69	64		0:05:21.29	+0:00:32.49
69	72	SELF Daniel Theory Global Enduro Team	 NZL.1998.21834	0:03:03.62	73	0:02:18.53	71		0:05:22.15	+0:00:33.35
70	118	COULTHARD Aidan	 GBR.1996.33292	0:02:59.02	53	0:02:23.15	89		0:05:22.17	+0:00:33.37
71	71	MYSIK Milan	 CZE.1993.22051	0:03:06.57	79	0:02:16.10	59		0:05:22.67	+0:00:33.87
72	108	ROSSI Saben	 USA.1985.23371	0:03:03.40	72	0:02:19.35	74		0:05:22.75	+0:00:33.95
73	141	BEAUMONT Marc	 GBR.1984.38342	0:03:02.40	69	0:02:20.49	80		0:05:22.89	+0:00:34.09
74	135	HOLLOWKO Alex	 GBR.1990.21357	0:03:02.63	71	0:02:20.32	79		0:05:22.95	+0:00:34.15
75	131	WILLIAMS Luke	 GBR.1997.25234	0:03:06.61	80	0:02:17.42	68		0:05:24.03	+0:00:35.23
76	107	HARKER Jack	 GBR.1998.33252	0:03:01.93	68	0:02:22.27	86		0:05:24.20	+0:00:35.40
77	89	JONES Jono	 GBR.1994.37370	0:03:08.37	85	0:02:16.23	61		0:05:24.60	+0:00:35.80












Stage 5 Results

Pos	Plate	Name Team	Nat EWS number	Sector 1	Pos	Sector 2	Pos	Penalties	Time	Gap
MEN										
78	115	SHIRLEY James	 GBR.1989.22351	0:03:05.27	78	0:02:19.98	77		0:05:25.25	+0:00:36.45
79	106	LANDMARK Ola Javold	 NOR.1999.25289	0:03:05.12	77	0:02:20.25	78		0:05:25.37	+0:00:36.57
80	99	RYAN Fergus	 GBR.1993.22458	0:03:07.74	82	0:02:18.98	72		0:05:26.72	+0:00:37.92
81	74	PONTAL Yannick Team Cycles Peugeot	 FRA.1985.22511	0:03:00.84	64	0:02:26.15	96		0:05:26.99	+0:00:38.19
82	121	TUCKER Richard	 GBR.1991.36353	0:03:07.93	83	0:02:19.60	75		0:05:27.53	+0:00:38.73
83	132	JENSEN Henrik	 GBR.1998.25933	0:03:11.54	93	0:02:18.38	70		0:05:29.92	+0:00:41.12
84	87	PFEIL Max	 GER.1998.27442	0:03:07.53	81	0:02:22.55	88		0:05:30.08	+0:00:41.28
85	119	BROWN Chris	 IRL.1995.33325	0:03:04.74	76	0:02:25.74	94		0:05:30.48	+0:00:41.68
86	97	JANSER Robin	 SUI.2000.25837	0:03:11.67	94	0:02:19.87	76		0:05:31.54	+0:00:42.74
87	122	DIEU Antonio	 FRA.1989.26701	0:03:08.35	84	0:02:23.37	91		0:05:31.72	+0:00:42.92
88	114	MOYNIHAN Liam	 GBR.1991.21835	0:03:10.83	90	0:02:20.92	81		0:05:31.75	+0:00:42.95












Stage 5 Results

Pos	Plate	Name Team	Nat EWS number	Sector 1	Pos	Sector 2	Pos	Penalties	Time	Gap
MEN										
89	93	ARNAUD Quentin Sunn French Connexion By Alpe D'Huez	 FRA.1994.22628	0:03:10.17	89	0:02:21.61	84		0:05:31.78	+0:00:42.98
90	100	GALLAGHER Christopher	 GBR.1993.23014	0:03:09.32	86	0:02:24.22	93		0:05:33.54	+0:00:44.74
91	110	SCHWENK Robert	 GER.1994.23041	0:03:11.20	92	0:02:22.36	87		0:05:33.56	+0:00:44.76
92	125	COUTURE Charles	 CAN.1999.29610	0:03:12.73	96	0:02:20.95	82		0:05:33.68	+0:00:44.88
93	111	BARICH Leopold	 GER.1998.22342	0:03:12.70	95	0:02:21.28	83		0:05:33.98	+0:00:45.18
94	109	DERKUM Christian	 GER.1991.23043	0:03:11.05	91	0:02:23.67	92		0:05:34.72	+0:00:45.92
95	113	DEMUYLDER Jonas	 BEL.1997.25196	0:03:09.87	88	0:02:26.13	95		0:05:36.00	+0:00:47.20
96	134	LEWIS Josh	 GBR.1993.21705	0:03:14.75	97	0:02:23.17	90		0:05:37.92	+0:00:49.12
97	128	CALLAGHAN Emmet	 IRL.2000.25892	0:03:09.67	87	0:02:29.65	98		0:05:39.32	+0:00:50.52
98	138	BROTHERTON Tobias	 USA.1993.24850	0:03:19.49	98	0:02:27.15	97		0:05:46.64	+0:00:57.84
99	112	BEAN Nicolas Theory Global Enduro Team	 USA.1999.22730	0:03:26.63	100	0:02:32.27	99		0:05:58.90	+0:01:10.10












Stage 5 Results

Pos	Plate	Name Team	Nat EWS number	Sector 1	Pos	Sector 2	Pos	Penalties	Time	Gap
MEN										
100	137	JONSSON Gestur	 ISL.1989.25903	0:03:24.44	99	0:02:38.58	101		0:06:03.02	+0:01:14.22
101	123	GUERIN Cedric	 FRA.1992.23190	0:03:33.15	101	0:02:36.04	100		0:06:09.19	+0:01:20.39
MEN Master 35+										
1	222	FARRER Dan	 GBR.1982.25481	0:03:04.79	3	<u>0:02:18.13</u>	<u>1</u>		0:05:22.92	
2	218	AUSTERMUHLE Ian	 GBR.1980.21590	0:03:02.72	2	0:02:20.28	4		0:05:23.00	+0:00:00.08
3	221	ROBINSON Sean	 GBR.1983.22012	<u>0:02:58.69</u>	<u>1</u>	0:02:26.10	5		0:05:24.79	+0:00:01.87
4	203	AMOUR Karim	 FRA.1975.21696	0:03:07.17	4	0:02:19.87	2		0:05:27.04	+0:00:04.12
5	207	PAGE Nigel Chain Reaction Cycles	 GBR.1972.23282	0:03:09.59	5	0:02:19.98	3		0:05:29.57	+0:00:06.65
6	216	BISHOP Daniel	 GBR.1970.22823	0:03:09.60	6	0:02:27.95	8		0:05:37.55	+0:00:14.63
7	219	O'BRIEN Glyn	 IRL.1977.22983	0:03:12.61	8	0:02:26.24	6		0:05:38.85	+0:00:15.93
8	220	WRIGHT Mat	 GBR.1980.35435	0:03:13.05	9	0:02:27.93	7		0:05:40.98	+0:00:18.06
9	205	CARREZ Cedric Lapierre Zipp Collective	 FRA.1978.23588	0:03:18.85	10	0:02:30.98	9		0:05:49.83	+0:00:26.91












Stage 5 Results

Pos	Plate	Name Team	Nat EWS number	Sector 1	Pos	Sector 2	Pos	Penalties	Time	Gap
MEN Master 35+										
10	224	SADLER Andy	 GBR.1972.21595	0:03:12.58	7	0:02:37.37	16		0:05:49.95	+0:00:27.03
11	210	BODEUX Xavier	 BEL.1976.21936	0:03:24.54	14	0:02:31.50	10		0:05:56.04	+0:00:33.12
12	212	WARD Joe	 IRL.1971.22541	0:03:22.88	12	0:02:33.62	11		0:05:56.50	+0:00:33.58
13	213	JONES Sion	 GBR.1976.23430	0:03:22.40	11	0:02:35.55	13		0:05:57.95	+0:00:35.03
14	215	ZIETSMAN Martin	 RSA.1984.22399	0:03:24.74	15	0:02:34.71	12		0:05:59.45	+0:00:36.53
15	206	CALVEZ Mathieu Urge Pyrenees Gravity	 FRA.1986.22152	0:03:23.70	13	0:02:35.88	14		0:05:59.58	+0:00:36.66
16	217	MCNEIL John	 GBR.1969.21394	0:03:24.93	16	0:02:36.62	15		0:06:01.55	+0:00:38.63
17	214	TITLEY Andrew	 GBR.1975.27790	0:03:27.28	17	0:02:43.00	18		0:06:10.28	+0:00:47.36
18	223	ALCISTO Patrick	 USA.1981.38277	0:03:33.77	18	0:02:42.20	17		0:06:15.97	+0:00:53.05
19	225	CALAM Jeff	 GBR.1978.22741	0:03:52.10	19	0:02:54.78	19		0:06:46.88	+0:01:23.96
20	211	DAUMAS Eric	 FRA.1968.22075	0:03:59.08	20	0:03:09.82	20		0:07:08.90	+0:01:45.98












Stage 5 Results

Pos	Plate	Name Team	Nat EWS number	Sector 1	Pos	Sector 2	Pos	Penalties	Time	Gap
MEN Under 21										
1	159	MENZIES Jack Forbidden Synthesis	 CAN.2001.22519	0:02:50.92	1	0:02:09.53	1		0:05:00.45	
2	155	WARNET Manu	 NED.2001.26267	0:02:52.90	3	0:02:11.13	2		0:05:04.03	+0:00:03.58
3	149	MEIER-SMITH Luke	 AUS.2002.25147	0:02:51.55	2	0:02:15.00	10		0:05:06.55	+0:00:06.10
4	160	EBDON Jake	 GBR.2001.32703	0:02:54.48	4	0:02:12.80	4		0:05:07.28	+0:00:06.83
5	148	EDMONDSON Jamie	 GBR.2001.22932	0:02:55.08	5	0:02:12.63	3		0:05:07.71	+0:00:07.26
6	165	SLACK Dan	 GBR.2002.38212	0:03:00.65	12	0:02:12.85	5		0:05:13.50	+0:00:13.05
7	174	COPE Daniel	 GBR.2003.36534	0:02:58.94	8	0:02:14.61	9		0:05:13.55	+0:00:13.10
8	153	RYYNANEN Tarmo	 FIN.2002.31950	0:02:58.64	7	0:02:15.08	11		0:05:13.72	+0:00:13.27
9	169	NOBLE Josh	 GBR.2001.25619	0:02:57.60	6	0:02:17.25	15		0:05:14.85	+0:00:14.40
10	168	RANDELL Jayden	 GBR.2003.27895	0:03:01.12	13	0:02:14.10	8		0:05:15.22	+0:00:14.77
11	147	CAMOIN Francescu Specialized Racing	 FRA.2001.23545	0:02:59.70	9	0:02:16.47	13		0:05:16.17	+0:00:15.72












Stage 5 Results

Pos	Plate	Name Team	Nat EWS number	Sector 1	Pos	Sector 2	Pos	Penalties	Time	Gap
MEN Under 21										
12	152	STORR Alex	 GBR.2001.31009	0:03:02.27	16	0:02:13.98	7		0:05:16.25	+0:00:15.80
13	151	STERCKX Nathan	 CAN.2001.22631	0:03:02.73	18	0:02:13.72	6		0:05:16.45	+0:00:16.00
14	156	PIERCY Jack Commencal Enduro Team	 GBR.2004.36927	0:02:59.85	10	0:02:19.98	21		0:05:19.83	+0:00:19.38
15	154	ARNAUD Nans	 FRA.2004.35462	0:03:04.32	21	0:02:16.30	12		0:05:20.62	+0:00:20.17
16	176	CREWHER Matt	 GBR.2002.31956	0:02:59.97	11	0:02:21.48	25		0:05:21.45	+0:00:21.00
17	157	MILLE Thimote	 FRA.2001.31623	0:03:03.22	20	0:02:18.25	16		0:05:21.47	+0:00:21.02
18	161	CHAPIN Aiden Trek Factory Racing	 USA.2002.25700	0:03:04.42	22	0:02:18.73	18		0:05:23.15	+0:00:22.70
19	172	HEINE Geraud	 BEL.2004.25833	0:03:02.84	19	0:02:20.66	23		0:05:23.50	+0:00:23.05
20	182	CREASE Henry	 GBR.2003.36925	0:03:02.15	15	0:02:21.80	26		0:05:23.95	+0:00:23.50
21	150	ICARDO Alexis Theory Global Enduro Team	 FRA.2003.31902	0:03:07.13	27	0:02:17.04	14		0:05:24.17	+0:00:23.72
22	179	WILSON Ben	 IRL.2002.36239	0:03:05.08	23	0:02:19.25	19		0:05:24.33	+0:00:23.88












Stage 5 Results

Pos	Plate	Name Team	Nat EWS number	Sector 1	Pos	Sector 2	Pos	Penalties	Time	Gap
MEN Under 21										
23	158	BERTINI Lisandru Lapierre Zipp Collective	 FRA.2004.36198	0:03:05.52	25	0:02:19.25	19		0:05:24.77	+0:00:24.32
24	175	BRODIE William	 GBR.2004.37689	0:03:06.52	26	0:02:21.15	24		0:05:27.67	+0:00:27.22
25	180	CONROY Brendan	 IRL.2004.39139	0:03:02.33	17	0:02:25.85	30		0:05:28.18	+0:00:27.73
26	170	SCHEELE William	 NOR.2003.33415	0:03:05.12	24	0:02:23.47	28		0:05:28.59	+0:00:28.14
27	173	ENNIS Ross	 IRL.2001.25954	0:03:13.26	31	0:02:18.44	17		0:05:31.70	+0:00:31.25
28	171	FOURCADE Luca Urge Pyrenees Gravity	 FRA.2003.35944	0:03:09.42	28	0:02:23.95	29		0:05:33.37	+0:00:32.92
28	177	JACKSON Ben	 GBR.2001.28609	0:03:13.17	30	0:02:20.20	22		0:05:33.37	+0:00:32.92
30	183	CALLAGHAN Ross	 IRL.2002.28683	0:03:12.81	29	0:02:22.62	27		0:05:35.43	+0:00:34.98
31	181	BIRCHILL Harry	 GBR.2001.35886	0:03:01.54	14	0:02:36.30	31		0:05:37.84	+0:00:37.39
WOMEN										
1	4	CHARRE Morgane Pivot Factory Racing	 FRA.1990.21958	0:03:17.90	2	<u>0:02:22.64</u>	<u>1</u>		0:05:40.54	
2	44	HARDEN Harriet Trek Factory Racing	 GBR.2001.22819	<u>0:03:16.87</u>	<u>1</u>	0:02:26.68	5		0:05:43.55	+0:00:03.01











Stage 5 Results

Pos	Plate	Name Team	Nat EWS number	Sector 1	Pos	Sector 2	Pos	Penalties	Time	Gap
WOMEN										
3	1	COURDURIER Isabeau Lapierre Zipp Collective	 FRA.1994.21731	0:03:18.73	4	0:02:26.30	4		0:05:45.03	+0:00:04.49
4	46	CONOLLY Ella	 GBR.1998.21859	0:03:20.13	6	0:02:25.30	3		0:05:45.43	+0:00:04.89
5	10	BARAONA Rebecca Ibis Enduro Team	 GBR.1993.21715	0:03:19.27	5	0:02:27.95	7		0:05:47.22	+0:00:06.68
6	2	KOREM Noga GT Factory Racing	 ISR.1991.21660	0:03:18.25	3	0:02:30.18	8		0:05:48.43	+0:00:07.89
7	45	CHARLES Estelle Rossignol Factory Team	 FRA.1997.22205	0:03:24.35	12	0:02:25.25	2		0:05:49.60	+0:00:09.06
8	43	PUGIN Melanie	 FRA.1990.21693	0:03:23.77	10	0:02:27.46	6		0:05:51.23	+0:00:10.69
9	47	WINTON Katy	 GBR.1993.21730	0:03:21.84	8	0:02:30.25	9		0:05:52.09	+0:00:11.55
10	48	RICHTER Raphaela Juliana Free Agents	 GER.1997.25746	0:03:21.35	7	0:02:31.96	12		0:05:53.31	+0:00:12.77
11	6	GEHRIG Anita Norco Factory Team	 SUI.1987.21718	0:03:24.05	11	0:02:30.93	10		0:05:54.98	+0:00:14.44
12	50	CHARLES Laura Orbea FOX Enduro Team	 FRA.1995.23500	0:03:23.14	9	0:02:32.70	14		0:05:55.84	+0:00:15.30
13	7	COOK Becky	 GBR.1986.21664	0:03:25.07	13	0:02:31.56	11		0:05:56.63	+0:00:16.09

Stage 5 Results

Pos	Plate	Name Team	Nat EWS number	Sector 1	Pos	Sector 2	Pos	Penalties	Time	Gap
WOMEN										
14	49	GEHRIG Carolin Norco Factory Team	 SUI.1987.21665	0:03:27.22	15	0:02:32.90	16		0:06:00.12	+0:00:19.58
15	8	MORRISON Rae Liv Racing	 NZL.1989.21630	0:03:28.45	16	0:02:32.67	13		0:06:01.12	+0:00:20.58
16	3	LANTHIER NADEAU Andreane Rocky Mountain Race Face	 CAN.1993.21609	0:03:26.79	14	0:02:35.73	18		0:06:02.52	+0:00:21.98
17	191	SCHICK Lucy	 CAN.2000.23447	0:03:33.48	18	0:02:32.89	15		0:06:06.37	+0:00:25.83
18	184	TAYLOR Chloe	 GBR.1998.23462	0:03:33.05	17	0:02:37.85	20		0:06:10.90	+0:00:30.36
19	188	DILLON Sian	 GBR.1994.35457	0:03:35.84	20	0:02:36.73	19		0:06:12.57	+0:00:32.03
20	52	DUVERT Julie Theory Global Enduro Team	 FRA.1996.21719	0:03:38.81	22	0:02:34.52	17		0:06:13.33	+0:00:32.79
21	190	MORGAN Jessie-may	 GBR.1992.30385	0:03:35.27	19	0:02:41.63	22		0:06:16.90	+0:00:36.36
22	185	GILL Martha	 GBR.1997.22469	0:03:41.17	25	0:02:39.63	21		0:06:20.80	+0:00:40.26
23	9	MILLER Miranda Kona Factory Team	 CAN.1990.21687	0:03:36.00	21	0:02:46.17	23		0:06:22.17	+0:00:41.63
24	194	SHORT Isla	 GBR.1996.38607	0:03:39.18	23	0:02:47.10	24		0:06:26.28	+0:00:45.74

Stage 5 Results

Pos	Plate	Name Team	Nat EWS number	Sector 1	Pos	Sector 2	Pos	Penalties	Time	Gap
WOMEN										
25	189	MAUNSELL Leah	 IRL.1999.22382	0:03:40.84	24	0:02:47.66	25		0:06:28.50	+0:00:47.96
26	193	LITTORIN SANDBU Anna	 NOR.2000.31919	0:04:09.65	26	0:02:57.97	26		0:07:07.62	+0:01:27.08
WOMEN Master 35+										
1	200	SKELTON Becci	 GBR.1983.33703	<u>0:03:48.02</u>	1	<u>0:02:48.85</u>	1		0:06:36.87	
2	199	PICTON Leonie Liv Racing	 AUS.1986.22420	0:03:48.52	2	0:02:52.17	2		0:06:40.69	+0:00:03.82
3	201	FILBY Maxine	 GBR.1980.36076	0:04:09.04	3	0:03:15.35	3		0:07:24.39	+0:00:47.52
4	202	HART Catherine	 GBR.1976.27215	0:04:23.47	4	0:03:25.80	4		0:07:49.27	+0:01:12.40
WOMEN Under 21										
1	196	HENDERSON Polly	 GBR.2001.22368	<u>0:03:29.43</u>	1	<u>0:02:32.20</u>	1		0:06:01.63	
2	195	RIVA Sophie	 ITA.2003.33949	0:03:48.35	2	0:02:41.67	2		0:06:30.02	+0:00:28.39
3	197	FLEWITT Ellen	 GBR.2001.30353	0:03:54.23	3	0:02:55.74	4		0:06:49.97	+0:00:48.34
4	198	HENRY Justine Urge Pyrenees Gravity	 FRA.2003.32717	0:04:03.75	4	0:02:52.05	3		0:06:55.80	+0:00:54.17

Vittoria EWS Tweed Valley

Innerleithen, Scotland
02 & 03 October 2021

Stage 5 Results

Statistics

Entries / Nations	Finished	DNF	DSQ	DNS	Weather	Temperature	Distance	Elevation
186 / 22	186	0	0	0	Sunny intervals, fresh breeze	13 °C		

DNF: did not finish · DNS: did not start · DSQ: disqualified