


































Stage 6 Results

Pos	Plate	Name Team	Nat EWS number	Sector 1	Pos	Sector 2	Pos	Penalties	Time	Gap
MEN										
1	27	MAES Martin GT Factory Racing	 BEL.1997.21636	0:02:01.77	1	0:01:22.41	1		0:03:24.18	
2	21	MOIR Jack Canyon Collective	 AUS.1994.33430	0:02:04.70	3	0:01:22.68	2		0:03:27.38	+0:00:03.20
3	5	DAILLY Adrien Lapierre Zipp Collective	 FRA.1996.21677	0:02:03.89	2	0:01:24.60	5		0:03:28.49	+0:00:04.31
4	11	MELAMED Jesse Rocky Mountain Race Face	 CAN.1992.21596	0:02:05.11	5	0:01:23.57	4		0:03:28.68	+0:00:04.50
5	78	WALKER Matt GBR.1999.40099	 GBR.1999.40099	0:02:06.02	8	0:01:24.81	6		0:03:30.83	+0:00:06.65
6	8	WALKER Matthew Pivot Factory Racing	 NZL.1990.21846	0:02:06.00	7	0:01:24.85	8		0:03:30.85	+0:00:06.67
7	35	CALLAGHAN Gregory Devinci Global Racing	 IRL.1991.21827	0:02:06.43	10	0:01:24.84	7		0:03:31.27	+0:00:07.09
8	22	BORGES Jose Canyon Collective	 POR.1990.21669	0:02:05.33	6	0:01:26.19	15		0:03:31.52	+0:00:07.34
9	30	MURRAY Charles Specialized Racing	 NZL.1996.22752	0:02:06.90	11	0:01:25.08	10		0:03:31.98	+0:00:07.80
10	6	GAUVIN Remi Rocky Mountain Race Face	 CAN.1992.21624	0:02:05.07	4	0:01:27.73	33		0:03:32.80	+0:00:08.62
11	142	DALE Sam GBR.1990.22733	 GBR.1990.22733	0:02:08.08	13	0:01:25.03	9		0:03:33.11	+0:00:08.93












Stage 6 Results

Pos	Plate	Name Team	Nat EWS number	Sector 1	Pos	Sector 2	Pos	Penalties	Time	Gap
MEN										
12	40	VERNER Rhys Forbidden Synthesis	 CAN.1997.22407	0:02:08.15	15	0:01:26.23	16		0:03:34.38	+0:00:10.20
13	83	BRAYTON Adam Chain Reaction Cycles	 GBR.1988.39900	0:02:09.65	26	0:01:25.16	12		0:03:34.81	+0:00:10.63
14	25	HEAP Elliott Chain Reaction Cycles	 GBR.1998.21783	0:02:11.57	41	0:01:23.51	3		0:03:35.08	+0:00:10.90
15	24	WOOLLEY Kasper Yeti / OneUp PRO Team	 CAN.1999.21348	0:02:08.79	18	0:01:26.40	17		0:03:35.19	+0:00:11.01
16	76	WATSON Corey Chain Reaction Cycles	 GBR.1999.35483	0:02:09.45	24	0:01:25.80	14		0:03:35.25	+0:00:11.07
17	10	JOHANSEN Zakarias Ibis Enduro Team	 SWE.1992.21863	0:02:08.65	17	0:01:27.17	25		0:03:35.82	+0:00:11.64
18	28	VIDAL Antoine Commencal Enduro Team	 FRA.2001.25035	0:02:10.30	30	0:01:25.74	13		0:03:36.04	+0:00:11.86
19	82	BUCHANAN Lewis Chain Reaction Cycles	 GBR.1993.21608	0:02:08.13	14	0:01:28.09	35		0:03:36.22	+0:00:12.04
20	79	KERR Bernard Pivot Factory Racing	 GBR.1991.27607	0:02:07.35	12	0:01:28.88	48		0:03:36.23	+0:00:12.05
21	4	TORDO Dimitri Canyon Collective	 FRA.1993.21764	0:02:09.37	23	0:01:27.14	24		0:03:36.51	+0:00:12.33
22	100	GALLAGHER Christopher Chain Reaction Cycles	 GBR.1993.23014	0:02:08.43	16	0:01:28.18	37		0:03:36.61	+0:00:12.43












Stage 6 Results

Pos	Plate	Name Team	Nat EWS number	Sector 1	Pos	Sector 2	Pos	Penalties	Time	Gap
MEN										
22	31	GALY Theo Sunn French Connexion By Alpe D'Huez	 FRA.1990.21691	0:02:10.20	29	0:01:26.41	18		0:03:36.61	+0:00:12.43
24	41	SCOTT Mark Santa Cruz	 GBR.1993.21714	0:02:09.48	25	0:01:27.41	32		0:03:36.89	+0:00:12.71
25	77	ROPELATO Mitch	 USA.1992.22734	0:02:09.77	27	0:01:27.13	23		0:03:36.90	+0:00:12.72
26	36	PERSAK Vid Orbea FOX Enduro Team	 SLO.1996.22810	0:02:10.10	28	0:01:27.28	28		0:03:37.38	+0:00:13.20
26	33	TEXTOR Christian Team BULLS	 GER.1990.22845	0:02:08.82	19	0:01:28.56	42		0:03:37.38	+0:00:13.20
28	62	BLAIR Lachlan Orange Factory Racing	 GBR.1995.21426	0:02:12.28	46	0:01:25.14	11		0:03:37.42	+0:00:13.24
29	80	READING Jack	 GBR.1988.22548	0:02:10.33	31	0:01:27.33	30		0:03:37.66	+0:00:13.48
30	75	CONNELL Joseph Orange Factory Racing	 GBR.1994.21745	0:02:11.22	36	0:01:26.62	20		0:03:37.84	+0:00:13.66
31	64	GRANT Kelan Chain Reaction Cycles	 IRL.1993.21773	0:02:10.57	32	0:01:27.28	28		0:03:37.85	+0:00:13.67
32	56	STONE Brady Theory Global Enduro Team	 NZL.2000.23119	0:02:11.41	39	0:01:26.66	21		0:03:38.07	+0:00:13.89
33	86	WALL Evan Orbea FOX Enduro Team	 CAN.1999.23531	0:02:09.27	22	0:01:28.82	46		0:03:38.09	+0:00:13.91

Stage 6 Results

Pos	Plate	Name Team	Nat EWS number	Sector 1	Pos	Sector 2	Pos	Penalties	Time	Gap
MEN										
34	15	NEER Shawn Yeti / Fox Factory Team	 USA.1991.21712	0:02:09.18	21	0:01:28.98	50		0:03:38.16	+0:00:13.98
35	117	LANGHORN Reece	 GBR.1988.23486	0:02:10.95	35	0:01:27.26	27		0:03:38.21	+0:00:14.03
36	29	VENDEMMIA Mirco Fastlight-Abetone	 ITA.1998.21871	0:02:11.75	43	0:01:27.39	31		0:03:39.14	+0:00:14.96
37	34	CHARLES Clement Rossignol Factory Team	 FRA.1994.22206	0:02:12.90	49	0:01:26.42	19		0:03:39.32	+0:00:15.14
38	58	CARBALLO GONZALEZ Edgar Orbea FOX Enduro Team	 ESP.1988.30531	0:02:09.07	20	0:01:30.28	61		0:03:39.35	+0:00:15.17
39	2	NICOLAI Florian Trek Factory Racing	 FRA.1993.21749	0:02:11.74	42	0:01:28.37	38		0:03:40.11	+0:00:15.93
40	89	JONES Jono	 GBR.1994.37370	0:02:11.28	37	0:01:28.88	48		0:03:40.16	+0:00:15.98
41	14	LUCAS Cole Ibis Enduro Team	 NZL.1998.23013	0:02:10.73	33	0:01:29.70	55		0:03:40.43	+0:00:16.25
42	274	RUFFRAY Mathieu Team Cycles Peugeot	 FRA.1997.22634	0:02:13.40	53	0:01:27.19	26		0:03:40.59	+0:00:16.41
43	60	NATION Joseph Pole Enduro Race Team	 NZL.1989.21670	0:02:11.98	44	0:01:29.03	51		0:03:41.01	+0:00:16.83
44	13	WALLNER Robin Ibis Enduro Team	 SWE.1988.21594	0:02:12.65	47	0:01:28.38	39		0:03:41.03	+0:00:16.85












Stage 6 Results

Pos	Plate	Name Team	Nat EWS number	Sector 1	Pos	Sector 2	Pos	Penalties	Time	Gap
MEN										
45	26	OTON Damien Orbea FOX Enduro Team	 FRA.1987.21728	0:02:11.50	40	0:01:29.66	53		0:03:41.16	+0:00:16.98
46	12	JOHNSON Leigh Pole Enduro Race Team	 GBR.1996.22603	0:02:10.90	34	0:01:30.27	60		0:03:41.17	+0:00:16.99
47	70	MASTERS Wyn GT Factory Racing	 NZL.1987.21663	0:02:14.15	59	0:01:27.09	22		0:03:41.24	+0:00:17.06
48	66	DRACH Torben	 GER.1998.22419	0:02:12.92	51	0:01:28.56	42		0:03:41.48	+0:00:17.30
49	120	YOUNG Robert	 GBR.1988.30345	0:02:13.40	53	0:01:28.16	36		0:03:41.56	+0:00:17.38
50	32	PIGEON Hugo Scott SR Suntour Enduro Team	 FRA.1996.23507	0:02:12.87	48	0:01:28.72	45		0:03:41.59	+0:00:17.41
51	98	SCOTT Riley	 GBR.2000.38625	0:02:12.91	50	0:01:28.82	46		0:03:41.73	+0:00:17.55
52	65	GARAY TAMAYO Iago Santa Cruz	 ESP.1991.21707	0:02:13.57	55	0:01:28.53	41		0:03:42.10	+0:00:17.92
53	59	TORRALBA GARASA Juan Gabriel Orbea FOX Enduro Team	 ESP.1997.21633	0:02:11.38	38	0:01:30.95	66		0:03:42.33	+0:00:18.15
54	141	BEAUMONT Marc	 GBR.1984.38342	0:02:12.15	45	0:01:30.31	62		0:03:42.46	+0:00:18.28
55	90	HEBERT Ambroise	 FRA.1993.21934	0:02:14.68	64	0:01:28.44	40		0:03:43.12	+0:00:18.94











Vittoria EWS Tweed Valley

Innerleithen, Scotland
02 & 03 October 2021












Stage 6 Results

Pos	Plate	Name Team	Nat EWS number	Sector 1	Pos	Sector 2	Pos	Penalties	Time	Gap
MEN										
56	38	LARBEOU Guillaume Sunn French Connexion By Alpe D'Huez	 FRA.1994.25575	0:02:14.58	63	0:01:28.59	44		0:03:43.17	+0:00:18.99
57	116	MOORE Thomas	 GBR.1994.33293	0:02:14.25	60	0:01:29.19	52		0:03:43.44	+0:00:19.26
58	71	MYSIK Milan	 CZE.1993.22051	0:02:13.65	56	0:01:29.80	56		0:03:43.45	+0:00:19.27
59	126	SHUCKSMITH Samuel	 GBR.1990.23007	0:02:13.05	52	0:01:31.31	67		0:03:44.36	+0:00:20.18
60	101	HUTCHENS Chris	 GBR.1989.22999	0:02:14.54	62	0:01:30.06	57		0:03:44.60	+0:00:20.42
61	81	BARNES Joe	 GBR.1988.21748	0:02:14.10	58	0:01:30.70	64		0:03:44.80	+0:00:20.62
62	53	SECONDI Nathan Fulgur Factory Team	 FRA.1999.22133	0:02:14.95	66	0:01:30.19	59		0:03:45.14	+0:00:20.96
63	73	MACARTHUR Glenn	 FRA.2000.22879	0:02:15.00	67	0:01:30.44	63		0:03:45.44	+0:00:21.26
64	143	BROOKES Martyn	 GBR.1987.23008	0:02:14.81	65	0:01:30.83	65		0:03:45.64	+0:00:21.46
65	3	MIQUEL Kevin Specialized Racing	 FRA.1991.21704	0:02:06.25	9	0:01:39.65	93		0:03:45.90	+0:00:21.72
66	88	WILSON Thomas Orange Factory Racing	 GBR.2000.22553	0:02:18.68	78	0:01:27.80	34		0:03:46.48	+0:00:22.30












Stage 6 Results

Pos	Plate	Name Team	Nat EWS number	Sector 1	Pos	Sector 2	Pos	Penalties	Time	Gap
MEN										
67	85	KRASNY Carter	 CAN.1999.22027	0:02:15.37	68	0:01:31.59	68		0:03:46.96	+0:00:22.78
68	115	SHIRLEY James	 GBR.1989.22351	0:02:18.52	77	0:01:29.69	54		0:03:48.21	+0:00:24.03
69	63	FRANCK Gilles	 BEL.2000.22291	0:02:13.80	57	0:01:35.14	84		0:03:48.94	+0:00:24.76
70	103	CARROLL Gavin	 IRL.1993.35848	0:02:16.00	69	0:01:33.54	77		0:03:49.54	+0:00:25.36
71	107	HARKER Jack	 GBR.1998.33252	0:02:17.72	74	0:01:32.49	72		0:03:50.21	+0:00:26.03
72	54	MENJOU Irene	 FRA.1995.22122	0:02:20.25	81	0:01:30.18	58		0:03:50.43	+0:00:26.25
73	135	HOLOWKO Alex	 GBR.1990.21357	0:02:18.10	75	0:01:32.61	74		0:03:50.71	+0:00:26.53
74	108	ROSSI Saben	 USA.1985.23371	0:02:18.45	76	0:01:32.30	71		0:03:50.75	+0:00:26.57
75	87	PFEIL Max	 GER.1998.27442	0:02:17.12	72	0:01:34.50	81		0:03:51.62	+0:00:27.44
76	99	RYAN Fergus	 GBR.1993.22458	0:02:19.90	80	0:01:32.52	73		0:03:52.42	+0:00:28.24
77	132	JENSEN Henrik	 GBR.1998.25933	0:02:19.45	79	0:01:33.80	79		0:03:53.25	+0:00:29.07








Stage 6 Results

Pos	Plate	Name Team	Nat EWS number	Sector 1	Pos	Sector 2	Pos	Penalties	Time	Gap
MEN										
78	118	COULTHARD Aidan	 GBR.1996.33292	0:02:17.48	73	0:01:35.93	86		0:03:53.41	+0:00:29.23
79	106	LANDMARK Ola Javold	 NOR.1999.25289	0:02:21.60	82	0:01:31.95	69		0:03:53.55	+0:00:29.37
80	1	HILL Samuel Chain Reaction Cycles	 AUS.1985.21775	0:02:14.40	61	0:01:39.65	93		0:03:54.05	+0:00:29.87
81	114	MOYNIHAN Liam	 GBR.1991.21835	0:02:21.62	83	0:01:33.13	75		0:03:54.75	+0:00:30.57
82	93	ARNAUD Quentin Sunn French Connexion By Alpe D'Huez	 FRA.1994.22628	0:02:23.13	84	0:01:33.29	76		0:03:56.42	+0:00:32.24
83	74	PONTAL Yannick Team Cycles Peugeot	 FRA.1985.22511	0:02:16.29	70	0:01:40.26	95		0:03:56.55	+0:00:32.37
84	131	WILLIAMS Luke	 GBR.1997.25234	0:02:16.64	71	0:01:40.74	97		0:03:57.38	+0:00:33.20
85	134	LEWIS Josh	 GBR.1993.21705	0:02:23.99	87	0:01:33.58	78		0:03:57.57	+0:00:33.39
86	97	JANSER Robin	 SUI.2000.25837	0:02:25.67	91	0:01:31.99	70		0:03:57.66	+0:00:33.48
87	110	SCHWENK Robert	 GER.1994.23041	0:02:23.50	85	0:01:35.97	87		0:03:59.47	+0:00:35.29
88	119	BROWN Chris	 IRL.1995.33325	0:02:25.41	90	0:01:34.33	80		0:03:59.74	+0:00:35.56












Stage 6 Results

Pos	Plate	Name Team	Nat EWS number	Sector 1	Pos	Sector 2	Pos	Penalties	Time	Gap
MEN										
89	113	DEMUYLDER Jonas	 BEL.1997.25196	0:02:24.10	88	0:01:35.87	85		0:03:59.97	+0:00:35.79
90	109	DERKUM Christian	 GER.1991.23043	0:02:23.95	86	0:01:36.21	89		0:04:00.16	+0:00:35.98
91	111	BARICH Leopold	 GER.1998.22342	0:02:25.25	89	0:01:36.31	90		0:04:01.56	+0:00:37.38
92	121	TUCKER Richard	 GBR.1991.36353	0:02:28.00	93	0:01:35.13	83		0:04:03.13	+0:00:38.95
93	128	CALLAGHAN Emmet	 IRL.2000.25892	0:02:27.47	92	0:01:36.10	88		0:04:03.57	+0:00:39.39
94	125	COUTURE Charles	 CAN.1999.29610	0:02:28.54	94	0:01:35.10	82		0:04:03.64	+0:00:39.46
95	122	DIEU Antonio	 FRA.1989.26701	0:02:29.66	95	0:01:41.65	98		0:04:11.31	+0:00:47.13
96	138	BROTHERTON Tobias	 USA.1993.24850	0:02:33.72	96	0:01:38.50	91		0:04:12.22	+0:00:48.04
97	112	BEAN Nicolas Theory Global Enduro Team	 USA.1999.22730	0:02:34.58	97	0:01:39.55	92		0:04:14.13	+0:00:49.95
98	137	JONSSON Gestur	 ISL.1989.25903	0:02:37.86	98	0:01:40.72	96		0:04:18.58	+0:00:54.40
99	123	GUERIN Cedric	 FRA.1992.23190	0:02:50.50	99	0:01:45.56	99		0:04:36.06	+0:01:11.88












Stage 6 Results

Pos	Plate	Name Team	Nat EWS number	Sector 1	Pos	Sector 2	Pos	Penalties	Time	Gap
MEN										
100	91	MOROTTI Hugo	 FRA.2000.24522	0:02:59.39	100	0:01:56.50	100		0:04:55.89	+0:01:31.71
101	92	FRESQUET Axel Urge Pyrenees Gravity	 FRA.1998.23081	0:03:58.72	101	0:02:14.93	101		0:06:13.65	+0:02:49.47
MEN Master 35+										
1	203	AMOUR Karim	 FRA.1975.21696	0:02:16.75	3	<u>0:01:29.55</u>	<u>1</u>		0:03:46.30	
2	221	ROBINSON Sean	 GBR.1983.22012	0:02:15.55	2	0:01:32.71	3		0:03:48.26	+0:00:01.96
3	218	AUSTERMUHLE Ian	 GBR.1980.21590	<u>0:02:14.76</u>	1	0:01:34.11	5		0:03:48.87	+0:00:02.57
4	222	FARRER Dan	 GBR.1982.25481	0:02:17.26	4	0:01:31.85	2		0:03:49.11	+0:00:02.81
5	207	PAGE Nigel Chain Reaction Cycles	 GBR.1972.23282	0:02:20.03	5	0:01:32.81	4		0:03:52.84	+0:00:06.54
6	219	O'BRIEN Glyn	 IRL.1977.22983	0:02:25.40	7	0:01:34.98	6		0:04:00.38	+0:00:14.08
7	216	BISHOP Daniel	 GBR.1970.22823	0:02:22.40	6	0:01:38.06	9		0:04:00.46	+0:00:14.16
8	220	WRIGHT Mat	 GBR.1980.35435	0:02:25.87	8	0:01:38.22	10		0:04:04.09	+0:00:17.79
9	212	WARD Joe	 IRL.1971.22541	0:02:29.60	12	0:01:36.21	7		0:04:05.81	+0:00:19.51












Stage 6 Results

Pos	Plate	Name Team	Nat EWS number	Sector 1	Pos	Sector 2	Pos	Penalties	Time	Gap
MEN Master 35+										
10	215	ZIETSMAN Martin	 RSA.1984.22399	0:02:26.40	9	0:01:39.73	13		0:04:06.13	+0:00:19.83
11	213	JONES Sion	 GBR.1976.23430	0:02:30.38	13	0:01:36.68	8		0:04:07.06	+0:00:20.76
12	214	TITLEY Andrew	 GBR.1975.27790	0:02:27.53	10	0:01:40.00	14		0:04:07.53	+0:00:21.23
13	224	SADLER Andy	 GBR.1972.21595	0:02:29.45	11	0:01:38.28	11		0:04:07.73	+0:00:21.43
14	217	MCNEIL John	 GBR.1969.21394	0:02:32.15	15	0:01:38.48	12		0:04:10.63	+0:00:24.33
15	205	CARREZ Cedric Lapierre Zipp Collective	 FRA.1978.23588	0:02:30.63	14	0:01:40.05	15		0:04:10.68	+0:00:24.38
16	210	BODEUX Xavier	 BEL.1976.21936	0:02:39.38	16	0:01:42.07	17		0:04:21.45	+0:00:35.15
17	206	CALVEZ Mathieu Urge Pyrenees Gravity	 FRA.1986.22152	0:02:44.24	17	0:01:40.56	16		0:04:24.80	+0:00:38.50
18	223	ALCISTO Patrick	 USA.1981.38277	0:02:50.61	18	0:01:46.07	18		0:04:36.68	+0:00:50.38
19	211	DAUMAS Eric	 FRA.1968.22075	0:02:56.52	19	0:01:51.50	19		0:04:48.02	+0:01:01.72
20	225	CALAM Jeff	 GBR.1978.22741	0:02:59.44	20	0:01:56.88	20		0:04:56.32	+0:01:10.02












Stage 6 Results

Pos	Plate	Name Team	Nat EWS number	Sector 1	Pos	Sector 2	Pos	Penalties	Time	Gap
MEN Under 21										
1	148	EDMONDSON Jamie	 GBR.2001.22932	<u>0:02:01.92</u>	1	0:01:24.43	2		0:03:26.35	
2	149	MEIER-SMITH Luke	 AUS.2002.25147	0:02:06.33	2	<u>0:01:24.35</u>	1		0:03:30.68	+0:00:04.33
3	156	PIERCY Jack Commencal Enduro Team	 GBR.2004.36927	0:02:09.05	5	0:01:25.88	3		0:03:34.93	+0:00:08.58
4	175	BRODIE William	 GBR.2004.37689	0:02:09.15	6	0:01:26.86	5		0:03:36.01	+0:00:09.66
5	160	EBDON Jake	 GBR.2001.32703	0:02:08.00	3	0:01:28.31	7		0:03:36.31	+0:00:09.96
6	153	RYYNANEN Tarmo	 FIN.2002.31950	0:02:08.82	4	0:01:29.02	11		0:03:37.84	+0:00:11.49
7	165	SLACK Dan	 GBR.2002.38212	0:02:12.18	10	0:01:25.88	3		0:03:38.06	+0:00:11.71
8	152	STORR Alex	 GBR.2001.31009	0:02:11.33	8	0:01:27.08	6		0:03:38.41	+0:00:12.06
9	159	MENZIES Jack Forbidden Synthesis	 CAN.2001.22519	0:02:11.07	7	0:01:28.41	8		0:03:39.48	+0:00:13.13
10	155	WARNET Manu	 NED.2001.26267	0:02:11.78	9	0:01:29.57	14		0:03:41.35	+0:00:15.00
11	169	NOBLE Josh	 GBR.2001.25619	0:02:12.58	11	0:01:30.37	17		0:03:42.95	+0:00:16.60












Stage 6 Results

Pos	Plate	Name Team	Nat EWS number	Sector 1	Pos	Sector 2	Pos	Penalties	Time	Gap
MEN Under 21										
12	161	CHAPIN Aiden Trek Factory Racing	 USA.2002.25700	0:02:14.25	13	0:01:29.05	12		0:03:43.30	+0:00:16.95
13	168	RANDELL Jayden	 GBR.2003.27895	0:02:15.20	17	0:01:28.65	10		0:03:43.85	+0:00:17.50
14	174	COPE Daniel	 GBR.2003.36534	0:02:14.92	15	0:01:29.49	13		0:03:44.41	+0:00:18.06
15	147	CAMOIN Francescu Specialized Racing	 FRA.2001.23545	0:02:16.18	20	0:01:28.44	9		0:03:44.62	+0:00:18.27
16	182	CREASE Henry	 GBR.2003.36925	0:02:15.29	18	0:01:29.62	15		0:03:44.91	+0:00:18.56
17	176	CREWTHER Matt	 GBR.2002.31956	0:02:13.58	12	0:01:31.35	20		0:03:44.93	+0:00:18.58
18	151	STERCKX Nathan	 CAN.2001.22631	0:02:14.47	14	0:01:31.62	21		0:03:46.09	+0:00:19.74
19	172	HEINE Geraud	 BEL.2004.25833	0:02:15.95	19	0:01:31.11	19		0:03:47.06	+0:00:20.71
20	150	ICARDO Alexis Theory Global Enduro Team	 FRA.2003.31902	0:02:18.28	22	0:01:30.36	16		0:03:48.64	+0:00:22.29
21	157	MILLE Thimote	 FRA.2001.31623	0:02:14.97	16	0:01:33.89	29		0:03:48.86	+0:00:22.51
22	181	BIRCHILL Harry	 GBR.2001.35886	0:02:18.48	23	0:01:31.04	18		0:03:49.52	+0:00:23.17












Stage 6 Results

Pos	Plate	Name Team	Nat EWS number	Sector 1	Pos	Sector 2	Pos	Penalties	Time	Gap
MEN Under 21										
23	170	SCHEELE William	 NOR.2003.33415	0:02:17.58	21	0:01:32.59	26		0:03:50.17	+0:00:23.82
24	154	ARNAUD Nans	 FRA.2004.35462	0:02:18.72	24	0:01:32.40	25		0:03:51.12	+0:00:24.77
25	179	WILSON Ben	 IRL.2002.36239	0:02:20.03	25	0:01:31.62	21		0:03:51.65	+0:00:25.30
26	158	BERTINI Lisandru Lapierre Zipp Collective	 FRA.2004.36198	0:02:21.28	26	0:01:31.82	23		0:03:53.10	+0:00:26.75
27	183	CALLAGHAN Ross	 IRL.2002.28683	0:02:21.58	27	0:01:32.01	24		0:03:53.59	+0:00:27.24
28	173	ENNIS Ross	 IRL.2001.25954	0:02:23.98	29	0:01:32.76	27		0:03:56.74	+0:00:30.39
29	177	JACKSON Ben	 GBR.2001.28609	0:02:25.85	31	0:01:32.93	28		0:03:58.78	+0:00:32.43
30	171	FOURCADE Luca Urge Pyrenees Gravity	 FRA.2003.35944	0:02:25.28	30	0:01:34.78	30		0:04:00.06	+0:00:33.71
31	180	CONROY Brendan	 IRL.2004.39139	0:02:21.97	28	0:01:42.12	31		0:04:04.09	+0:00:37.74
WOMEN										
1	10	BARAONA Rebecca Ibis Enduro Team	 GBR.1993.21715	<u>0:02:28.07</u>	1	0:01:39.08	7		0:04:07.15	
2	4	CHARRE Morgane Pivot Factory Racing	 FRA.1990.21958	0:02:31.40	3	0:01:35.92	2		0:04:07.32	+0:00:00.17











Stage 6 Results

Pos	Plate	Name Team	Nat EWS number	Sector 1	Pos	Sector 2	Pos	Penalties	Time	Gap
WOMEN										
3	2	KOREM Noga GT Factory Racing	 ISR.1991.21660	0:02:31.33	2	0:01:36.32	3		0:04:07.65	+0:00:00.50
4	50	CHARLES Laura Orbea FOX Enduro Team	 FRA.1995.23500	0:02:32.53	4	0:01:37.83	4		0:04:10.36	+0:00:03.21
5	44	HARDEN Harriet Trek Factory Racing	 GBR.2001.22819	0:02:33.60	7	0:01:38.23	5		0:04:11.83	+0:00:04.68
6	43	PUGIN Melanie	 FRA.1990.21693	0:02:33.73	8	0:01:38.43	6		0:04:12.16	+0:00:05.01
7	45	CHARLES Estelle Rossignol Factory Team	 FRA.1997.22205	0:02:37.82	17	<u>0:01:35.49</u>	<u>1</u>		0:04:13.31	+0:00:06.16
8	7	COOK Becky	 GBR.1986.21664	0:02:32.97	6	0:01:40.99	10		0:04:13.96	+0:00:06.81
9	1	COURDURIER Isabeau Lapierre Zipp Collective	 FRA.1994.21731	0:02:34.52	9	0:01:39.46	8		0:04:13.98	+0:00:06.83
10	46	CONOLLY Ella	 GBR.1998.21859	0:02:36.34	15	0:01:39.63	9		0:04:15.97	+0:00:08.82
11	9	MILLER Miranda Kona Factory Team	 CAN.1990.21687	0:02:32.58	5	0:01:44.18	19		0:04:16.76	+0:00:09.61
12	48	RICHTER Raphaela Juliana Free Agents	 GER.1997.25746	0:02:34.98	10	0:01:41.88	12		0:04:16.86	+0:00:09.71
13	49	GEHRIG Carolin Norco Factory Team	 SUI.1987.21665	0:02:36.25	14	0:01:41.28	11		0:04:17.53	+0:00:10.38

Stage 6 Results

Pos	Plate	Name Team	Nat EWS number	Sector 1	Pos	Sector 2	Pos	Penalties	Time	Gap
WOMEN										
14	3	LANTHIER NADEAU Andreane Rocky Mountain Race Face	 CAN.1993.21609	0:02:35.92	12	0:01:41.91	13		0:04:17.83	+0:00:10.68
15	47	WINTON Katy	 GBR.1993.21730	0:02:36.07	13	0:01:42.38	16		0:04:18.45	+0:00:11.30
16	6	GEHRIG Anita Norco Factory Team	 SUI.1987.21718	0:02:36.35	16	0:01:42.68	17		0:04:19.03	+0:00:11.88
17	8	MORRISON Rae Liv Racing	 NZL.1989.21630	0:02:41.21	18	0:01:41.98	15		0:04:23.19	+0:00:16.04
18	184	TAYLOR Chloe	 GBR.1998.23462	0:02:35.27	11	0:01:50.00	24		0:04:25.27	+0:00:18.12
19	185	GILL Martha	 GBR.1997.22469	0:02:42.68	20	0:01:42.75	18		0:04:25.43	+0:00:18.28
20	191	SCHICK Lucy	 CAN.2000.23447	0:02:44.87	21	0:01:41.97	14		0:04:26.84	+0:00:19.69
21	52	DUVERT Julie Theory Global Enduro Team	 FRA.1996.21719	0:02:41.90	19	0:01:46.53	22		0:04:28.43	+0:00:21.28
22	188	DILLON Sian	 GBR.1994.35457	0:02:47.45	23	0:01:44.83	20		0:04:32.28	+0:00:25.13
23	190	MORGAN Jessie-may	 GBR.1992.30385	0:02:46.52	22	0:01:48.73	23		0:04:35.25	+0:00:28.10
24	189	MAUNSELL Leah	 IRL.1999.22382	0:02:47.60	24	0:01:50.13	25		0:04:37.73	+0:00:30.58

Stage 6 Results

Pos	Plate	Name Team	Nat EWS number	Sector 1	Pos	Sector 2	Pos	Penalties	Time	Gap
WOMEN										
25	193	LITTORIN SANDBU Anna	 NOR.2000.31919	0:02:57.50	26	0:01:46.18	21		0:04:43.68	+0:00:36.53
26	194	SHORT Isla	 GBR.1996.38607	0:02:55.53	25	0:01:54.83	26		0:04:50.36	+0:00:43.21
WOMEN Master 35+										
1	200	SKELTON Becci	 GBR.1983.33703	<u>0:02:51.50</u>	1	<u>0:01:50.25</u>	1		0:04:41.75	
2	199	PICTON Leonie Liv Racing	 AUS.1986.22420	0:02:58.61	2	0:01:57.48	2		0:04:56.09	+0:00:14.34
3	201	FILBY Maxine	 GBR.1980.36076	0:03:10.50	3	0:02:03.41	3		0:05:13.91	+0:00:32.16
4	202	HART Catherine	 GBR.1976.27215	0:03:28.32	4	0:02:10.49	4		0:05:38.81	+0:00:57.06
WOMEN Under 21										
1	196	HENDERSON Polly	 GBR.2001.22368	<u>0:02:39.16</u>	1	<u>0:01:40.65</u>	1		0:04:19.81	
2	195	RIVA Sophie	 ITA.2003.33949	0:02:45.82	2	0:01:44.88	2		0:04:30.70	+0:00:10.89
3	197	FLEWITT Ellen	 GBR.2001.30353	0:02:52.63	3	0:01:47.65	3		0:04:40.28	+0:00:20.47
4	198	HENRY Justine Urge Pyrenees Gravity	 FRA.2003.32717	0:03:03.15	4	0:01:48.77	4		0:04:51.92	+0:00:32.11

Vittoria EWS Tweed Valley

Innerleithen, Scotland
02 & 03 October 2021

Stage 6 Results

Statistics

Entries / Nations	Finished	DNF	DSQ	DNS	Weather	Temperature	Distance	Elevation
186 / 22	186	0	0	0	Sunny intervals, fresh breeze	13 °C		

DNF: did not finish · DNS: did not start · DSQ: disqualified