








RESULTS OVERALL

Pos	Plate	Name Team	Nat EWS number	Stage 1 Stage 6 Stage 11	Pos Pos Pos	Stage 2 Stage 7 Stage	Pos Pos Pos	Stage 3 Stage 8 Stage 13	Pos Pos Pos	Stage 4 Stage 9	Pos Pos Pos	Stage 5 Stage 10	Pos Pos Pos	Penalties	Time	Gap
1	8	CARBALLO GONZALEZ Edgar Orbea FOX Enduro Team	ESP.1988.30531	0:02:46.21 0:02:44.66 0:03:24.65	1 1 1	0:01:38.38 0:03:39.72 0:01:03.85	1 1 8	0:03:31.84 0:03:17.96 0:03:14.11	3 3 1	0:01:50.60 0:02:43.28	17 1	0:03:05.35 0:01:36.63	4 1		0:34:37.24	
2	30	GARIBBO Andrea	ITA.1989.34930	0:02:51.82 0:02:44.75 0:03:29.15	12 3 7	0:01:41.50 0:03:41.39 0:00:56.63	5 2 2	0:03:35.73 0:03:22.87 0:03:19.92	9 7 6	0:01:39.87 0:02:49.00	3 8	0:03:06.38 0:01:37.61	8 4		0:34:56.62	+0:00:19.38
3	24	JOHNSON Leigh Pole Enduro Race Team	GBR.1996.22603	0:02:46.50 0:02:47.52 0:03:27.09	2 9 3	0:01:41.95 0:03:45.88 0:01:08.17	9 6 20	0:03:29.11 0:03:18.58 0:03:21.34	2 4 10	0:01:45.08 0:02:49.35	10 9	0:03:03.59 0:01:40.62	1 13		0:35:04.78	+0:00:27.54
4	5	PONTAL Yannick BlackBox Test Pilot Program	FRA.1985.22511	0:02:50.85 0:02:44.68 0:03:26.94	9 2 2	0:01:42.13 0:03:45.16 0:01:01.88	11 4 6	0:03:32.41 0:03:23.31 0:03:19.95	4 8 7	0:01:44.14 0:02:49.50	9 10	0:03:05.17 0:01:40.28	3 12		0:35:06.40	+0:00:29.16
5	22	HANNAH Michael Yeti / Shimano EP Racing	AUS.1983.27326	0:02:48.86 0:02:45.58 0:03:27.90	5 5 4	0:01:39.73 0:03:43.00 0:01:19.88	2 3 30	0:03:28.85 0:03:17.31 0:03:16.15	1 2 2	0:01:55.15 0:02:46.60	25 3	0:03:05.80 0:01:37.15	5 3		0:35:11.96	+0:00:34.72
6	1	VOUILLOZ Nicolas Lapierre Overvolt Team	FRA.1976.28504	0:02:54.47 0:02:45.72 0:03:29.12	17 6 6	0:01:41.90 0:03:45.44 0:01:05.56	8 5 11	0:03:33.96 0:03:20.48 0:03:20.50	6 5 8	0:01:42.31 0:02:48.75	5 7	0:03:05.81 0:01:38.26	6 5		0:35:12.28	+0:00:35.04
7	2	POMBO Emanuel Miranda Factory Team	POR.1987.22112	0:02:50.75 0:02:47.45 0:03:33.15	8 8 11	0:01:41.84 0:03:48.43 0:01:02.47	7 12 7	0:03:34.37 0:03:23.50 0:03:20.95	7 9 9	0:01:42.53 0:02:48.40	6 6	0:03:05.96 0:01:40.12	7 11		0:35:19.92	+0:00:42.68

RESULTS OVERALL








Pos	Plate	Name Team	Nat EWS number	Stage 1 Stage 6 Stage 11	Pos Pos Pos	Stage 2 Stage 7 Stage	Pos Pos Pos	Stage 3 Stage 8 Stage 13	Pos Pos Pos	Stage 4 Stage 9	Pos Pos	Stage 5 Stage 10	Pos Pos	Penalties	Time	Gap
8	7	LADEIRA Tiago Miranda Factory Team	 POR.2000.30395	0:02:49.45 0:02:48.69 0:03:31.05	6 10 8	0:01:40.88 0:03:46.96 0:01:06.33	3 7 13	0:03:36.77 0:03:22.31 0:03:19.12	10 6 4	0:01:43.32 0:02:48.18	7 5	0:03:09.63 0:01:39.58	10 10		0:35:22.27	+0:00:45.03
9	3	ROGGE Antoine Lapierre Overvolt Team	 FRA.2002.37169	0:02:50.64 0:02:45.50 0:03:31.92	7 4 9	0:01:43.50 0:03:47.18 0:01:07.06	16 8 18	0:03:37.59 <u>0:03:17.13</u> 0:03:23.14	11 <u>1</u> 14	0:01:49.29 0:02:48.05	15 4	0:03:08.30 0:01:38.33	9 6		0:35:27.63	+0:00:50.39
10	32	MYSIK Milan	 CZE.1993.22051	0:02:54.56 0:02:48.97 0:03:33.20	18 11 12	0:01:45.55 0:03:47.38 0:00:58.00	22 10 3	0:03:39.41 0:03:23.83 0:03:18.57	16 10 3	0:01:41.47 0:02:53.41	4 17	0:03:11.34 0:01:42.55	13 18		0:35:38.24	+0:01:01.00
11	14	BATISTA Levy Tribe Pyrenees Gravity	 FRA.1990.21430	0:02:55.05 0:02:52.25 0:03:35.54	20 17 16	0:01:43.05 0:03:49.13 <u>0:00:53.18</u>	15 14 <u>1</u>	0:03:38.30 0:03:28.79 0:03:24.85	12 15 16	<u>0:01:36.31</u> 0:02:54.53	<u>1</u> 20	0:03:11.40 0:01:42.65	14 19		0:35:45.03	+0:01:07.79
12	18	GRANT Kelan Nukeproof SRAM Factory Racing	 IRL.1993.21773	0:02:47.63 0:02:51.20 0:03:28.00	3 14 5	0:01:41.83 0:03:48.72 0:01:17.31	6 13 29	0:03:32.47 0:03:24.70 0:03:19.71	5 11 5	0:02:02.38 0:02:46.45	32 2	0:03:10.16 0:01:38.35	12 7		0:35:48.91	+0:01:11.67
13	21	TEXTOR Christian Team BULLS	 GER.1990.22845	0:02:53.75 0:02:47.43 0:03:34.30	15 7 14	0:01:41.48 0:03:47.50 0:01:04.91	4 11 10	0:03:39.26 0:03:25.62 0:03:23.99	15 12 15	0:01:47.59 0:02:50.84	13 12	0:03:13.40 0:01:39.13	16 8		0:35:49.20	+0:01:11.96
14	25	NATION Joseph Pole Enduro Race Team	 NZL.1989.21670	0:02:53.08 0:02:50.94 0:03:40.70	14 13 21	0:01:44.30 0:03:50.30 0:01:01.17	20 15 5	0:03:38.58 0:03:29.11 0:03:29.45	13 16 23	0:01:43.90 0:02:51.02	8 13	0:03:09.73 0:01:41.32	11 14		0:36:03.60	+0:01:26.36

EWS-E Tweed Valley

Innerleithen, Scotland

2 June 2022

RESULTS OVERALL

Pos	Plate	Name Team	Nat EWS number	Stage 1 Stage 6 Stage 11	Pos Pos Pos	Stage 2 Stage 7 Stage	Pos Pos Pos	Stage 3 Stage 8 Stage 13	Pos Pos Pos	Stage 4 Stage 9	Pos Pos Pos	Stage 5 Stage 10	Pos Pos Pos	Penalties	Time	Gap
15	34	SHUCKSMITH Samuel	 GBR.1990.23007	0:02:51.53 0:02:56.01 0:03:32.88	11 22 10	0:01:41.98 0:03:52.25 0:01:07.03	10 16 16	0:03:35.72 0:03:30.86 0:03:22.64	8 20 13	0:01:47.52 0:02:51.13	12 14	0:03:12.73 0:01:42.85	15 21		0:36:05.13	+0:01:27.89
16	10	CARLSON Joshua Giant Factory Off-Road	 AUS.1986.21659	0:02:54.82 0:02:51.70 0:03:35.21	19 15 15	0:01:44.08 0:03:47.23 0:01:08.63	19 9 22	0:03:40.15 0:03:26.93 0:03:25.02	17 13 18	0:01:53.91 0:02:52.42	23 16	0:03:16.28 0:01:41.50	22 15		0:36:17.88	+0:01:40.64
17	23	WRIGHT Keegan Yeti / Shimano EP Racing	 NZL.1996.21734	0:02:51.96 0:02:56.30 0:03:37.03	13 23 17	0:01:43.93 0:03:55.05 0:01:09.35	18 19 23	0:03:41.93 0:03:28.36 0:03:24.93	19 14 17	0:01:51.81 0:02:49.75	20 11	0:03:14.28 0:01:42.67	17 20		0:36:27.35	+0:01:50.11
18	6	WILLIAMS Robert	 GBR.1990.22515	0:03:00.10 0:02:53.56 0:03:45.85	26 18 26	0:01:45.34 0:03:54.29 0:00:59.05	21 18 4	0:03:49.83 0:03:35.03 0:03:30.25	25 26 24	0:01:39.02 0:02:59.71	2 27	0:03:17.73 0:01:45.03	24 27		0:36:54.79	+0:02:17.55
19	28	LUTHI Patrick	 SUI.1992.22607	0:02:58.69 0:02:53.63 0:03:39.20	23 19 18	0:01:48.99 0:03:58.27 0:01:08.14	28 24 19	0:03:44.64 0:03:34.17 0:03:28.63	22 25 22	0:01:50.28 0:02:56.36	16 22	0:03:14.50 0:01:44.97	18 26		0:37:00.47	+0:02:23.23
20	13	RUFFRAY Mathieu Commencal Enduro Project	 FRA.1997.22634	0:02:51.10 0:02:51.80 0:03:34.00	10 16 13	0:01:43.04 0:04:29.73 0:01:10.65	14 36 25	0:03:40.51 0:03:37.01 0:03:22.62	18 27 12	0:01:55.64 0:02:52.15	26 15	0:03:14.72 0:01:39.53	19 9		0:37:02.50	+0:02:25.26
21	19	HALE Ant Nukeyproof SRAM Factory Racing	 GBR.1994.35957	0:02:53.75 0:02:55.12 0:03:39.48	15 21 19	0:01:46.83 0:03:58.52 0:01:20.53	25 25 31	0:03:43.07 0:03:29.60 0:03:26.25	20 17 20	0:01:59.41 0:02:54.45	29 19	0:03:14.97 0:01:43.96	20 23		0:37:05.94	+0:02:28.70

RESULTS OVERALL








Pos	Plate	Name Team	Nat EWS number	Stage 1 Stage 6 Stage 11	Pos Pos Pos	Stage 2 Stage 7 Stage	Pos Pos Pos	Stage 3 Stage 8 Stage 13	Pos Pos Pos	Stage 4 Stage 9	Pos Pos	Stage 5 Stage 10	Pos Pos	Penalties	Time	Gap
22	9	GIORDANENGO Diego	FRA.2000.35355	0:02:55.51 0:02:57.73 0:03:46.50	21 24 27	0:01:42.92 0:03:56.68 0:01:04.58	13 22 9	0:04:07.60 0:03:30.68 0:03:32.86	33 18 26	0:01:45.95 0:02:56.55	11 23	0:03:15.03 0:01:43.80	21 22		0:37:16.39	+0:02:39.15
23	16	CARLSSON Simon Husqvarna E-Bicycles Racing	SWE.1997.23346	0:02:59.70 0:02:50.10 0:03:40.21	24 12 20	0:01:45.80 0:03:56.55 0:01:15.42	23 21 28	0:03:43.95 0:03:32.92 0:03:31.04	21 24 25	0:02:01.15 0:02:58.00	30 24	0:03:18.93 0:01:44.81	25 25		0:37:18.58	+0:02:41.34
24	29	HUTCHENS Chris	GBR.1989.22999	0:02:57.71 0:03:04.95 0:03:43.37	22 29 23	0:01:46.75 0:03:57.73 0:01:13.88	24 23 27	0:03:51.08 0:03:30.81 0:03:25.05	27 19 19	0:02:02.23 0:02:54.91	31 21	0:03:20.92 0:01:41.80	29 16		0:37:31.19	+0:02:53.95
25	4	BROOKES Martyn	GBR.1987.23008	0:03:03.91 0:02:57.85 0:03:43.47	30 25 24	0:01:48.85 0:03:56.25 0:01:06.83	27 20 15	0:03:48.44 0:03:37.15 0:03:34.76	23 28 28	0:01:51.67 0:03:02.46	19 28	0:03:19.20 0:01:46.39	26 28		0:37:37.23	+0:02:59.99
26	15	FAYOLLE Alexandre Husqvarna E-Bicycles Racing	FRA.1995.34961	0:02:59.88 0:03:03.93 0:03:47.13	25 27 29	0:01:43.80 0:04:01.70 0:01:21.63	17 27 32	0:03:50.50 0:03:31.59 0:03:28.35	26 23 21	0:01:58.79 0:02:59.48	27 26	0:03:19.72 0:01:42.20	27 17		0:37:48.70	+0:03:11.46
27	31	MULLER Kenny	FRA.1995.35312	0:03:00.88 0:03:04.53 0:03:44.15	27 28 25	0:01:52.37 0:04:00.98 0:01:06.18	33 26 12	0:03:53.87 0:03:43.39 0:03:35.74	28 30 29	0:01:53.03 0:02:58.95	22 25	0:03:20.78 0:01:47.51	28 29		0:38:02.36	+0:03:25.12
28	36	HOLOWKO Alex	GBR.1990.21357	0:03:01.35 0:03:01.82 0:03:42.11	28 26 22	0:01:48.84 0:04:06.69 0:01:31.62	26 30 34	0:03:49.50 0:03:31.30 0:03:21.63	24 22 11	0:02:20.94 0:02:54.22	35 18	0:03:17.45 0:01:44.35	23 24		0:38:11.82	+0:03:34.58

EWS-E Tweed Valley

Innerleithen, Scotland

2 June 2022


RESULTS OVERALL

Pos	Plate	Name Team	Nat EWS number	Stage 1 Stage 6 Stage 11	Pos Pos Pos	Stage 2 Stage 7 Stage	Pos Pos Pos	Stage 3 Stage 8 Stage 13	Pos Pos Pos	Stage 4 Stage 9	Pos Pos Pos	Stage 5 Stage 10	Pos Pos Pos	Penalties	Time	Gap
29	38	WARDELL Robert	 GBR.1985.40804	0:03:06.28 0:03:06.54 0:04:04.40	31 30 31	0:01:51.62 0:04:06.52 0:01:11.31	31 29 26	0:04:05.62 0:03:38.43 0:03:33.54	32 29 27	0:01:58.89 0:03:06.96	28 31	0:03:25.27 0:01:51.14	30 32		0:39:06.52	+0:04:29.28
30	12	GHIDINI Marcello Fulgur Factory Team Valdinievole	 ITA.1988.34925	0:03:09.41 0:03:08.40 0:03:51.95	33 32 30	0:01:51.05 0:04:05.13 0:01:06.47	30 28 14	0:04:02.77 0:03:59.84 0:03:47.63	31 34 31	0:01:48.05 0:03:08.53	14 32	0:03:26.16 0:01:48.15	32 30		0:39:13.54	+0:04:36.30
31	27	BARICH Leopold RDN Racing	 GER.1998.22342	0:03:09.06 0:03:15.42 0:04:09.33	32 34 33	0:01:52.08 0:04:08.90 0:01:08.20	32 31 21	0:04:02.64 0:03:45.37 0:03:44.89	30 31 30	0:01:51.08 0:03:06.83	18 30	0:03:34.25 0:01:49.23	33 31		0:39:37.28	+0:05:00.04
32	20	EDMONDSON Jamie RockShox Trek Race Team	 GBR.2001.22932	0:02:48.78 0:02:54.98 0:03:47.01	4 20 28	0:01:42.35 0:03:52.90 0:01:50.18	12 17 35	0:03:38.84 0:03:31.04 0:05:31.15	14 21 35	0:02:04.10 0:03:16.88	33 34	0:03:04.83 0:01:36.83	2 2		0:39:39.87	+0:05:02.63
33	39	JEOFFRE Maxime	 FRA.1986.40512	0:03:15.77 0:03:20.55 0:04:06.15	35 35 32	0:01:54.58 0:04:20.66 0:01:30.07	34 34 33	0:04:18.48 0:03:49.12 0:03:50.46	35 32 32	0:02:19.98 0:03:13.07	34 33	0:03:39.94 0:01:53.22	36 33		0:41:32.05	+0:06:54.81
34	40	JEOFFRE Victor	 FRA.1988.40425	0:03:15.04 0:03:13.57 0:04:30.37	34 33 35	0:01:54.84 0:04:20.15 0:01:10.54	35 33 24	0:04:11.00 0:04:05.43 0:04:15.41	34 35 34	0:01:54.52 0:03:21.43	24 35	0:03:37.13 0:01:57.91	35 34		0:41:47.34	+0:07:10.10
35	33	RIGHI Giorgio Bad School Team CD	 ITA.1982.35451	0:03:19.40 0:03:31.72 0:04:18.13	36 36 34	0:02:01.22 0:04:29.28 0:01:07.04	36 35 17	0:04:20.15 0:04:09.41 0:04:11.57	36 36 33	0:01:52.61 0:03:26.00	21 36	0:03:36.86 0:02:00.75	34 35	0:01:00.00	0:43:24.14	+0:08:46.90






RESULTS OVERALL

Pos	Plate	Name Team	Nat EWS number	Stage 1 Stage 6 Stage 11	Pos	Stage 2 Stage 7 Stage	Pos	Stage 3 Stage 8 Stage 13	Pos	Stage 4 Stage 9	Pos	Stage 5 Stage 10	Pos	Penalties	Time	Gap
-----	-------	--------------	-------------------	--------------------------------	-----	-----------------------------	-----	--------------------------------	-----	--------------------	-----	---------------------	-----	-----------	------	-----

MEN

DNF	37	GREENSLADE Sam	 NZL.1990.36357	0:03:02.50	29	0:01:50.68	29	0:03:59.40	29	0:02:26.67	36	0:03:25.52	31			
				0:03:08.25	31	0:04:10.75	32	0:03:51.73	33	0:03:03.28	29	0:07:47.65	36			

WOMEN

1	41	CHARLES Laura Miranda Factory Team	 FRA.1995.23500	<u>0:03:18.69</u>	<u>1</u>	<u>0:01:56.40</u>	<u>1</u>	<u>0:04:10.37</u>	<u>1</u>	<u>0:01:52.85</u>	<u>1</u>	0:03:36.79	2		0:40:43.29	
				<u>0:03:17.97</u>	<u>1</u>	0:04:14.95	2	<u>0:03:53.25</u>	<u>1</u>	<u>0:03:11.88</u>	<u>1</u>	<u>0:01:53.95</u>	<u>1</u>			
				<u>0:04:08.25</u>	<u>1</u>	0:01:14.95	4	0:03:52.99	2							
2	42	MOSELEY Tracy	 GBR.1979.25886	0:03:20.10	4	0:01:57.20	2	0:04:20.47	3	0:02:05.14	5	<u>0:03:33.67</u>	<u>1</u>		0:41:18.75	+0:00:35.46
				0:03:25.62	4	<u>0:04:14.76</u>	<u>1</u>	0:03:54.98	2	0:03:14.88	2	0:01:55.22	2			
				0:04:10.57	2	0:01:17.72	5	<u>0:03:48.42</u>	<u>1</u>							
3	45	MARCELLINI Alia Fulgur Factory Team Valdinievole	 ITA.1991.25182	0:03:21.82	5	0:01:58.26	3	0:04:15.38	2	0:01:58.90	4	0:03:40.95	3		0:41:55.24	+0:01:11.95
				0:03:27.47	5	0:04:30.01	6	0:04:02.81	3	0:03:19.41	5	0:01:56.28	5			
				0:04:14.04	4	0:01:11.78	3	0:03:58.13	5							
4	43	ESPINEIRA HERREROS Florencia Orbea FOX Enduro Team	 CHI.1992.22941	0:03:27.63	6	0:02:00.12	4	0:04:30.01	6	0:01:57.95	3	0:03:43.60	4		0:42:00.11	+0:01:16.82
				0:03:20.63	2	0:04:21.65	3	0:04:03.02	4	0:03:17.93	4	0:01:56.05	3			
				0:04:12.80	3	0:01:10.90	2	0:03:57.82	4							
5	46	WIEDENROTH Sofia Specialized Racing	 GER.1995.24544	0:03:19.85	3	0:02:00.55	5	0:04:25.58	5	0:01:55.78	2	0:03:55.52	6		0:42:10.33	+0:01:27.04
				0:03:24.10	3	0:04:24.35	4	0:04:04.73	6	0:03:16.25	3	0:01:56.25	4			
				0:04:19.50	6	<u>0:01:09.63</u>	<u>1</u>	0:03:58.24	6							

EWS-E Tweed Valley


Innerleithen, Scotland

2 June 2022

RESULTS OVERALL

Pos	Plate	Name Team	Nat EWS number	Stage 1 Stage 6 Stage 11	Pos Pos Pos	Stage 2 Stage 7 Stage	Pos Pos Pos	Stage 3 Stage 8 Stage 13	Pos Pos Pos	Stage 4 Stage 9	Pos Pos	Stage 5 Stage 10	Pos Pos	Penalties	Time	Gap
-----	-------	--------------	-------------------	--------------------------------	-------------------	-----------------------------	-------------------	--------------------------------	-------------------	--------------------	------------	---------------------	------------	-----------	------	-----

WOMEN

6	44	PARTON Mikayla	 GBR.1997.51989	0:03:19.53 0:03:31.52 0:04:15.60	2 6 5	0:02:01.24 0:04:29.67 0:01:28.04	6 5 6	0:04:23.24 0:04:04.12 0:03:57.11	4 5 3	0:02:09.47 0:03:23.62	6 6	0:03:45.93 0:01:59.86	5 6		0:42:48.95	+0:02:05.66
---	----	-----------------------	---	--	-------------	--	-------------	--	-------------	--------------------------	--------	--------------------------	--------	--	-------------------	-------------

RESULTS OVERALL

Penalties details

Plate	Name	Penalty	Description	Location
33	RIGHI Giorgio	00:01:00	Late at check point	S6 Start

Statistics

Entries / Nations	Finished	DNF	DSQ	DNS	Weather	Temperature	Distance	Elevation
42 / 13	41	1	0	0	Mostly Cloudy	18 °C	65 km	+2,833 m

DNF: did not finish · DNS: did not start · DSQ: disqualified