

EWS-E100 Results

| Pos | Plate | Name Team | Nat EWS number | Stage 1 Stage 6 Stage 11 | Pos Pos Pos | Stage 2 Stage 7 Stage | Pos Pos Pos | Stage 3 Stage 8 Stage 13 | Pos Pos Pos | Stage 4 Stage 9 | Pos Pos Pos | Stage 5 Stage 10 | Pos Pos Pos | Penalties | Time | Gap |
|-----|-------|--------------|-------------------|--------------------------------|-------------------|-----------------------------|-------------------|--------------------------------|-------------------|--------------------|-------------------|---------------------|-------------------|-----------|------|-----|
|-----|-------|--------------|-------------------|--------------------------------|-------------------|-----------------------------|-------------------|--------------------------------|-------------------|--------------------|-------------------|---------------------|-------------------|-----------|------|-----|







E100 | MEN

| | | | | | | | | | | | | | | | | |
|---|------|---|--|---|-------------|---|--------------|--|-------------|---------------------------------|--------|--|--------|--|-------------------|-------------|
| 1 | 1010 | GIULIANI Riccardo Fulgur Factory Team Valdinievole | | 0:03:10.58 0:03:08.70 <u>0:03:48.98</u> | 4 3 1 | 0:01:53.75 0:04:05.90 <u>0:01:04.53</u> | 4 2 1 | 0:03:59.87 <u>0:03:44.24</u> <u>0:03:37.06</u> | 2 1 1 | <u>0:01:46.87</u> 0:03:03.85 | 1 4 | 0:03:28.00 0:01:48.37 | 2 2 | | 0:38:40.70 | |
| 2 | 1002 | ALLISON Mark | | 0:03:12.03 0:03:08.07 0:03:53.05 | 6 2 3 | 0:01:54.42 <u>0:04:03.60</u> 0:01:09.18 | 7 1 2 | 0:04:03.85 0:03:56.56 0:03:46.06 | 3 7 5 | 0:02:17.08 0:03:03.66 | 7 3 | 0:03:29.95 0:01:51.41 | 4 6 | | 0:39:48.92 | +0:01:08.22 |
| 3 | 1027 | BALLARD Sean | | <u>0:03:03.29</u> 0:03:16.37 0:03:52.75 | 1 7 2 | <u>0:01:47.35</u> 0:04:10.41 0:01:50.68 | 1 4 10 | <u>0:03:50.28</u> 0:03:46.20 0:03:44.82 | 1 2 4 | 0:02:22.05 <u>0:03:03.06</u> | 9 1 | <u>0:03:25.62</u> <u>0:01:44.27</u> | 1 1 | | 0:39:57.15 | +0:01:16.45 |
| 4 | 1026 | BURNSIDE Adam | | 0:03:10.22 <u>0:03:07.20</u> 0:04:11.20 | 3 1 7 | 0:01:49.13 0:04:11.04 0:01:28.52 | 2 5 6 | 0:04:05.24 0:03:47.55 0:03:42.39 | 4 3 3 | 0:02:10.86 0:03:09.92 | 6 5 | 0:03:28.52 0:01:50.31 | 3 4 | | 0:40:12.10 | +0:01:31.40 |
| 5 | 1033 | ASHE Martin | | 0:03:17.63 0:03:17.87 0:04:02.93 | 9 8 5 | 0:01:54.03 0:04:15.17 0:01:23.86 | 5 6 4 | 0:04:11.59 0:03:48.99 0:03:47.98 | 8 5 6 | 0:02:07.57 0:03:11.10 | 3 6 | 0:03:39.38 0:01:49.85 | 8 3 | | 0:40:47.95 | +0:02:07.25 |
| 6 | 1004 | ROTHENBACH Christian | | 0:03:11.44 0:03:20.43 0:04:09.16 | 5 9 6 | 0:01:54.63 0:04:08.55 0:01:16.73 | 9 3 3 | 0:04:14.31 0:03:57.80 0:03:58.77 | 9 8 7 | 0:02:02.35 0:03:13.81 | 2 7 | 0:03:36.95 0:01:52.50 | 7 7 | | 0:40:57.43 | +0:02:16.73 |
| 7 | 1032 | JONES Alex | | 0:03:13.98 0:03:16.10 0:04:17.28 | 8 6 9 | 0:01:54.28 0:04:22.47 0:01:32.35 | 6 8 7 | 0:04:06.50 0:03:55.91 0:04:00.08 | 5 6 9 | 0:02:10.84 0:03:18.07 | 5 9 | 0:03:35.10 0:01:55.90 | 6 9 | | 0:41:38.86 | +0:02:58.16 |


EWS-E100 Results

| Pos | Plate | Name Team | Nat EWS number | Stage 1 Stage 6 Stage 11 | Pos | Stage 2 Stage 7 Stage | Pos | Stage 3 Stage 8 Stage 13 | Pos | Stage 4 Stage 9 | Pos | Stage 5 Stage 10 | Pos | Penalties | Time | Gap |
|-----|-------|--------------|-------------------|--------------------------------|-----|-----------------------------|-----|--------------------------------|-----|--------------------|-----|---------------------|-----|-----------|------|-----|
|-----|-------|--------------|-------------------|--------------------------------|-----|-----------------------------|-----|--------------------------------|-----|--------------------|-----|---------------------|-----|-----------|------|-----|








E100 | MEN

| | | | | | | | | | | | | | | | | |
|-----|------|----------------|--|------------|----|------------|----|------------|----|------------|----|------------|----|--|-------------------|-------------|
| 8 | 1001 | ANDERSON James |  | 0:03:12.40 | 7 | 0:01:54.53 | 8 | 0:04:08.34 | 7 | 0:02:38.52 | 12 | 0:03:30.83 | 5 | | 0:41:44.53 | +0:03:03.83 |
| | | | | 0:03:15.88 | 5 | 0:04:15.72 | 7 | 0:03:48.74 | 4 | 0:03:03.38 | 2 | 0:01:50.93 | 5 | | | |
| | | | | 0:04:02.40 | 4 | 0:02:21.40 | 12 | 0:03:41.46 | 2 | | | | | | | |
| 9 | 1029 | RINDER Kyle |  | 0:03:20.87 | 11 | 0:01:54.68 | 10 | 0:04:40.81 | 11 | 0:02:10.00 | 4 | 0:03:55.66 | 11 | | 0:43:24.20 | +0:04:43.50 |
| | | | | 0:03:38.68 | 10 | 0:04:26.47 | 10 | 0:04:02.05 | 9 | 0:03:17.35 | 8 | 0:01:52.77 | 8 | | | |
| | | | | 0:04:24.60 | 10 | 0:01:40.88 | 9 | 0:03:59.38 | 8 | | | | | | | |
| 10 | 1034 | OWEN Chris |  | 0:03:18.81 | 10 | 0:01:57.41 | 11 | 0:04:20.88 | 10 | 0:02:34.23 | 11 | 0:03:46.45 | 10 | | 0:45:33.17 | +0:06:52.47 |
| | | | | 0:05:30.27 | 13 | 0:04:41.07 | 11 | 0:04:14.03 | 10 | 0:03:20.60 | 10 | 0:01:58.74 | 10 | | | |
| | | | | 0:04:16.80 | 8 | 0:01:25.71 | 5 | 0:04:08.17 | 10 | | | | | | | |
| 11 | 1003 | HALL Nathaniel |  | 0:03:47.56 | 12 | 0:02:30.65 | 13 | 0:05:06.67 | 12 | 0:02:51.98 | 13 | 0:04:12.60 | 13 | | 0:48:34.72 | +0:09:54.02 |
| | | | | 0:03:59.40 | 11 | 0:04:43.85 | 12 | 0:04:25.92 | 11 | 0:03:41.30 | 11 | 0:02:09.98 | 12 | | | |
| | | | | 0:04:35.75 | 11 | 0:02:13.13 | 11 | 0:04:15.93 | 11 | | | | | | | |
| 12 | 1025 | SHIMAZU Hayato |  | 0:04:03.38 | 13 | 0:02:13.43 | 12 | 0:05:35.78 | 13 | 0:02:17.64 | 8 | 0:04:05.33 | 12 | | 0:51:38.07 | +0:12:57.37 |
| | | | | 0:04:44.40 | 12 | 0:05:45.05 | 13 | 0:04:56.27 | 12 | 0:03:47.04 | 12 | 0:02:05.85 | 11 | | | |
| | | | | 0:05:42.25 | 12 | 0:01:33.85 | 8 | 0:04:47.80 | 12 | | | | | | | |
| DNF | 1028 | CROLLA Lewis |  | 0:03:08.79 | 2 | 0:01:49.80 | 3 | 0:04:06.80 | 6 | 0:02:29.20 | 10 | 0:03:43.10 | 9 | | | |
| | | | | 0:03:10.75 | 4 | 0:04:26.20 | 9 | 0:14:15.14 | 13 | | | | | | | |

E100 | MEN | Master 35+

| | | | | | | | | | | | | | | | | |
|---|------|-------------|---|-------------------|---|-------------------|---|-------------------|---|-------------------|---|-------------------|---|--|-------------------|--|
| 1 | 1022 | BOLTON Paul |  | <u>0:03:04.43</u> | 1 | <u>0:01:49.28</u> | 1 | <u>0:03:54.23</u> | 1 | 0:02:06.28 | 3 | <u>0:03:21.39</u> | 1 | | 0:38:53.80 | |
| | | | | <u>0:03:01.75</u> | 1 | <u>0:03:59.10</u> | 1 | <u>0:03:40.95</u> | 1 | <u>0:03:03.38</u> | 1 | <u>0:01:46.31</u> | 1 | | | |
| | | | | <u>0:03:47.58</u> | 1 | 0:01:35.90 | 5 | <u>0:03:43.22</u> | 1 | | | | | | | |


EWS-E100 Results

| Pos | Plate | Name Team | Nat EWS number | Stage 1 Stage 6 Stage 11 | Pos Pos Pos | Stage 2 Stage 7 Stage | Pos Pos Pos | Stage 3 Stage 8 Stage 13 | Pos Pos Pos | Stage Stage 9 | Pos Pos | Stage 5 Stage 10 | Pos Pos | Penalties | Time | Gap |
|--------------------------------|-------|---|---|--|-------------------|--|-------------------|--|-------------------|---------------------------------|------------|--------------------------|------------|-----------|-------------------|-------------|
| E100 MEN Master 35+ | | | | | | | | | | | | | | | | |
| 2 | 1017 | WILLIS Foz |  | 0:03:06.29 0:03:06.92 0:04:00.00 | 2 2 2 | 0:01:50.38 0:04:03.71 0:01:18.85 | 2 2 2 | 0:03:58.29 0:03:44.29 0:03:49.23 | 2 2 2 | 0:02:00.92 0:03:09.36 | 2 2 | 0:03:26.50 0:01:53.45 | 2 2 | | 0:39:28.19 | +0:00:34.39 |
| 3 | 1008 | ERCOLETTI Luca Fulgur Factory Team Valdinievole |  | 0:03:22.90 0:03:26.27 0:04:10.87 | 4 3 3 | 0:01:58.67 0:04:20.91 0:01:11.75 | 3 3 1 | 0:04:12.73 0:03:51.93 0:03:51.67 | 3 3 3 | <u>0:01:48.97</u> 0:03:16.13 | 1 3 | 0:03:33.50 0:01:57.14 | 3 3 | | 0:41:03.44 | +0:02:09.64 |
| 4 | 1042 | HOWARD Stuart |  | 0:03:27.80 0:03:32.98 0:04:24.82 | 6 5 5 | 0:02:02.79 0:04:34.66 0:01:31.25 | 6 7 4 | 0:04:33.96 0:04:07.95 0:04:02.14 | 5 4 4 | 0:02:17.75 0:03:30.75 | 5 8 | 0:03:52.60 0:02:00.48 | 6 7 | | 0:43:59.93 | +0:05:06.13 |
| 5 | 1041 | MENNEN Robert |  | 0:03:35.90 0:03:40.52 0:04:23.79 | 8 8 4 | 0:02:06.78 0:04:31.75 0:01:29.69 | 7 5 3 | 0:04:49.58 0:04:15.74 0:04:09.81 | 7 6 5 | 0:02:06.86 0:03:24.04 | 4 6 | 0:03:48.00 0:01:58.77 | 4 4 | | 0:44:21.23 | +0:05:27.43 |
| 6 | 1045 | ROBERTS Martin |  | 0:03:34.06 0:03:29.07 0:04:32.09 | 7 4 7 | 0:02:00.85 0:04:23.15 0:01:52.43 | 4 4 7 | 0:04:28.37 0:04:08.38 0:04:10.06 | 4 5 6 | 0:02:36.63 0:03:21.96 | 6 5 | 0:03:51.52 0:01:58.95 | 5 5 | | 0:44:27.52 | +0:05:33.72 |
| 7 | 1031 | BISHOP Chris |  | 0:03:17.93 0:03:38.48 0:04:27.75 | 3 6 6 | 0:02:01.63 0:04:33.47 0:02:32.48 | 5 6 8 | 0:04:35.65 0:04:19.27 0:04:25.77 | 6 7 7 | 0:02:47.23 0:03:21.93 | 8 4 | 0:03:53.21 0:01:59.08 | 7 6 | | 0:45:53.88 | +0:07:00.08 |
| 8 | 1030 | INGLE Darren |  | 0:03:23.38 0:03:38.82 0:04:43.68 | 5 7 8 | 0:02:08.48 0:04:43.34 0:01:38.36 | 8 8 6 | 0:04:57.43 0:04:33.05 0:04:45.95 | 8 9 8 | 0:02:45.57 0:03:27.40 | 7 7 | 0:04:01.62 0:02:07.00 | 8 8 | | 0:46:54.08 | +0:08:00.28 |






EWS-E100 Results

| Pos | Plate | Name Team | Nat EWS number | Stage 1 Stage 6 Stage 11 | Pos Pos Pos | Stage 2 Stage 7 Stage | Pos Pos Pos | Stage 3 Stage 8 Stage 13 | Pos Pos Pos | Stage Stage 9 | Pos Pos | Stage 5 Stage 10 | Pos Pos | Penalties | Time | Gap |
|-----|-------|--------------|-------------------|--------------------------------|-------------------|-----------------------------|-------------------|--------------------------------|-------------------|------------------|------------|---------------------|------------|-----------|------|-----|
|-----|-------|--------------|-------------------|--------------------------------|-------------------|-----------------------------|-------------------|--------------------------------|-------------------|------------------|------------|---------------------|------------|-----------|------|-----|

E100 | MEN | Master 35+

| | | | | | | | | | | | | | | | | |
|-----|------|------------------|---|--------------------------|----------|--------------------------|----------|--------------------------|----------|--------------------------|--------|--------------------------|--------|--|--|--|
| DNF | 1048 | GUILD Sean |  | 0:03:47.35 0:03:48.74 | 9 9 | 0:02:15.72 0:04:54.59 | 9 9 | 0:05:06.90 0:04:23.77 | 9 8 | 0:02:50.72 0:03:37.56 | 9 9 | 0:04:21.88 0:02:25.98 | 9 9 | | | |
| DNF | 1040 | DE WILDT Michael |  | 0:04:16.18 0:04:51.15 | 10 10 | 0:02:23.40 0:05:21.98 | 10 10 | 0:08:16.90 0:05:42.97 | 10 10 | 0:02:57.81 | 10 | 0:04:55.00 | 10 | | | |

E100 | MEN | Master 45+

| | | | | | | | | | | | | | | | | |
|---|------|--|---|---|-------------|---|-------------|--|-------------|---------------------------------|--------|---------------------------------|--------|--|-------------------|-------------|
| 1 | 1012 | COWAN Michael |  | 0:03:17.56 0:03:15.97 0:04:20.07 | 3 2 6 | 0:01:57.33 <u>0:04:10.07</u> 0:01:20.26 | 3 1 4 | 0:04:11.70 0:03:50.45 <u>0:03:38.41</u> | 2 2 1 | 0:02:03.84 0:03:11.91 | 4 2 | <u>0:03:29.97</u> 0:01:54.28 | 1 3 | | 0:40:41.82 | |
| 2 | 1005 | TSCHUGG Guido Husqvarna E-Bicycles Racing |  | <u>0:03:14.16</u> <u>0:03:15.18</u> <u>0:03:55.67</u> | 1 1 1 | 0:01:54.53 0:04:13.73 0:01:42.32 | 1 2 9 | <u>0:04:06.66</u> <u>0:03:48.20</u> 0:03:43.18 | 1 1 2 | 0:02:20.81 <u>0:03:09.59</u> | 6 1 | 0:03:36.21 <u>0:01:51.33</u> | 2 1 | | 0:40:51.57 | +0:00:09.75 |
| 3 | 1011 | O BRIEN Glyn |  | 0:03:17.33 0:03:20.95 0:04:11.84 | 2 6 2 | 0:01:55.03 0:04:23.08 0:01:16.33 | 2 8 2 | 0:04:14.89 0:04:04.43 0:03:57.42 | 4 5 5 | 0:02:01.28 0:03:19.12 | 3 6 | 0:03:39.26 0:01:54.03 | 5 2 | | 0:41:34.99 | +0:00:53.17 |
| 4 | 1019 | GREENWOOD Daniel |  | 0:03:19.38 0:03:19.87 0:04:13.57 | 4 4 4 | 0:02:02.50 0:04:22.53 0:01:29.97 | 8 7 5 | 0:04:27.85 0:03:58.03 0:04:00.03 | 8 4 6 | 0:02:19.68 0:03:12.92 | 5 3 | 0:03:36.75 0:01:57.01 | 4 6 | | 0:42:20.09 | +0:01:38.27 |
| 5 | 1009 | PASSERI Stefano Fulgur Factory Team Valdinievole |  | 0:03:28.58 0:03:28.44 0:04:17.85 | 8 8 5 | 0:02:02.42 0:04:21.66 <u>0:01:07.15</u> | 7 6 1 | 0:04:25.43 0:04:12.07 0:04:04.56 | 6 7 7 | <u>0:01:53.78</u> 0:03:23.00 | 1 7 | 0:03:48.29 0:01:58.37 | 8 7 | | 0:42:31.60 | +0:01:49.78 |





EWS-E100 Results

| Pos | Plate | Name Team | Nat EWS number | Stage 1 Stage 6 Stage 11 | Pos Pos Pos | Stage 2 Stage 7 Stage | Pos Pos Pos | Stage 3 Stage 8 Stage 13 | Pos Pos Pos | Stage 4 Stage 9 | Pos Pos Pos | Stage 5 Stage 10 | Pos Pos Pos | Penalties | Time | Gap |
|--------------------------------|-------|----------------|-------------------|--------------------------------|-------------------|-----------------------------|-------------------|--------------------------------|-------------------|--------------------|-------------------|---------------------|-------------------|-----------|-------------------|-------------|
| E100 MEN Master 45+ | | | | | | | | | | | | | | | | |
| 6 | 1013 | MCMULLAN Dale | | 0:03:22.18 | 5 | 0:01:57.78 | 4 | 0:04:14.22 | 3 | 0:02:45.95 | 11 | 0:03:36.21 | 2 | | 0:42:36.35 | +0:01:54.53 |
| | | | | 0:03:18.55 | 3 | 0:04:18.21 | 4 | 0:04:16.46 | 9 | 0:03:17.15 | 4 | 0:01:54.91 | 4 | | | |
| | | | | 0:04:11.97 | 3 | 0:01:38.11 | 7 | 0:03:44.65 | 3 | | | | | | | |
| 7 | 1015 | HARPER Jaime | | 0:03:37.93 | 11 | 0:02:06.05 | 9 | 0:04:32.69 | 9 | 0:01:56.63 | 2 | 0:03:40.72 | 6 | | 0:43:07.68 | +0:02:25.86 |
| | | | | 0:03:20.15 | 5 | 0:04:14.91 | 3 | 0:04:13.55 | 8 | 0:03:31.26 | 10 | 0:02:01.65 | 9 | | | |
| | | | | 0:04:23.62 | 8 | 0:01:16.93 | 3 | 0:04:11.59 | 9 | | | | | | | |
| 8 | 1038 | TARR Jonathan | | 0:03:27.04 | 7 | 0:02:02.10 | 6 | 0:04:26.55 | 7 | 0:02:39.73 | 9 | 0:03:45.51 | 7 | | 0:43:26.10 | +0:02:44.28 |
| | | | | 0:03:24.75 | 7 | 0:04:21.16 | 5 | 0:03:53.44 | 3 | 0:03:17.80 | 5 | 0:01:56.36 | 5 | | | |
| | | | | 0:04:22.28 | 7 | 0:01:55.37 | 11 | 0:03:54.01 | 4 | | | | | | | |
| 9 | 1039 | WILLIAMS Colin | | 0:03:26.63 | 6 | 0:01:59.85 | 5 | 0:04:25.00 | 5 | 0:02:40.95 | 10 | 0:03:57.60 | 9 | | 0:44:27.89 | +0:03:46.07 |
| | | | | 0:03:34.16 | 9 | 0:04:27.95 | 9 | 0:04:11.54 | 6 | 0:03:27.79 | 9 | 0:02:00.83 | 8 | | | |
| | | | | 0:04:30.52 | 9 | 0:01:35.03 | 6 | 0:04:10.04 | 8 | | | | | | | |
| 10 | 1036 | HAWKINS Edmund | | 0:03:38.19 | 12 | 0:02:07.17 | 11 | 0:04:50.00 | 11 | 0:02:31.72 | 8 | 0:04:06.82 | 13 | | 0:47:30.11 | +0:06:48.29 |
| | | | | 0:03:45.75 | 11 | 0:05:02.33 | 13 | 0:04:24.45 | 11 | 0:03:48.45 | 13 | 0:02:11.68 | 13 | | | |
| | | | | 0:04:42.62 | 10 | 0:01:41.25 | 8 | 0:04:39.68 | 12 | | | | | | | |
| 11 | 1014 | LEWIS Jason | | 0:03:36.28 | 10 | 0:02:06.55 | 10 | 0:04:49.48 | 10 | 0:02:27.50 | 7 | 0:04:04.35 | 12 | | 0:47:38.18 | +0:06:56.36 |
| | | | | 0:03:47.11 | 12 | 0:04:46.68 | 12 | 0:04:33.93 | 13 | 0:03:39.43 | 12 | 0:02:11.38 | 12 | | | |
| | | | | 0:04:57.47 | 12 | 0:01:49.22 | 10 | 0:04:48.80 | 13 | | | | | | | |
| 12 | 1043 | SEXTON Kevin | | 0:03:42.55 | 13 | 0:02:09.50 | 12 | 0:04:53.83 | 13 | 0:02:55.03 | 13 | 0:04:10.60 | 14 | | 0:48:00.35 | +0:07:18.53 |
| | | | | 0:03:53.20 | 13 | 0:04:38.45 | 10 | 0:04:21.79 | 10 | 0:03:37.68 | 11 | 0:02:06.83 | 11 | | | |
| | | | | 0:05:02.48 | 13 | 0:02:13.43 | 13 | 0:04:14.98 | 10 | | | | | | | |

EWS-E100 Results

| Pos | Plate | Name Team | Nat EWS number | Stage 1 Stage 6 Stage 11 | Pos Pos Pos | Stage 2 Stage 7 Stage | Pos Pos Pos | Stage 3 Stage 8 Stage 13 | Pos Pos Pos | Stage 4 Stage 9 | Pos Pos | Stage 5 Stage 10 | Pos Pos | Penalties | Time | Gap |
|-----|-------|--------------|-------------------|--------------------------------|-------------------|-----------------------------|-------------------|--------------------------------|-------------------|--------------------|------------|---------------------|------------|-----------|------|-----|
|-----|-------|--------------|-------------------|--------------------------------|-------------------|-----------------------------|-------------------|--------------------------------|-------------------|--------------------|------------|---------------------|------------|-----------|------|-----|

E100 | MEN | Master 45+

| | | | | | | | | | | | | | | | | |
|-----|------|----------------|---|------------|----|------------|----|------------|----|------------|----|------------|----|--|-------------------|-------------|
| 13 | 1037 | JOHN Nigel |  | 0:03:35.59 | 9 | 0:02:13.42 | 14 | 0:05:37.75 | 14 | 0:03:15.30 | 14 | 0:04:01.27 | 10 | | 0:48:12.09 | +0:07:30.27 |
| | | | | 0:03:38.32 | 10 | 0:04:38.70 | 11 | 0:04:27.71 | 12 | 0:03:24.35 | 8 | 0:02:06.31 | 10 | | | |
| | | | | 0:04:45.85 | 11 | 0:02:05.36 | 12 | 0:04:22.16 | 11 | | | | | | | |
| 14 | 1047 | CALVERT Martin |  | 0:03:56.25 | 15 | 0:02:19.36 | 15 | 0:05:38.27 | 15 | 0:02:46.78 | 12 | 0:04:42.07 | 15 | | 0:54:10.44 | +0:13:28.62 |
| | | | | 0:04:21.48 | 15 | 0:05:16.16 | 15 | 0:05:03.81 | 15 | 0:04:08.85 | 15 | 0:02:21.63 | 15 | | | |
| | | | | 0:05:40.20 | 14 | 0:02:25.05 | 14 | 0:05:30.53 | 14 | | | | | | | |
| DNF | 1020 | CHEETHAM Mark |  | 0:03:47.70 | 14 | 0:02:10.50 | 13 | 0:04:52.20 | 12 | 0:03:19.60 | 15 | 0:04:02.13 | 11 | | | |
| | | | | 0:04:14.52 | 14 | 0:05:11.91 | 14 | 0:04:45.43 | 14 | 0:03:55.16 | 14 | 0:02:14.06 | 14 | | | |
| DNF | 1044 | SWINNEY Mark |  | | | | | | | | | | | | | |

E100 | WOMEN

| | | | | | | | | | | | | | | | | |
|---|------|---------------|---|-------------------|---|-------------------|---|-------------------|---|-------------------|---|-------------------|---|--|-------------------|--|
| 1 | 1016 | DESILE Alexia |  | <u>0:04:00.69</u> | 1 | <u>0:02:09.93</u> | 1 | <u>0:05:04.40</u> | 1 | <u>0:03:31.65</u> | 1 | <u>0:04:24.20</u> | 1 | | 0:50:57.65 | |
| | | | | <u>0:04:00.83</u> | 1 | <u>0:04:57.72</u> | 1 | <u>0:04:26.77</u> | 1 | <u>0:03:49.31</u> | 1 | <u>0:02:06.77</u> | 1 | | | |
| | | | | <u>0:05:00.00</u> | 1 | <u>0:02:32.66</u> | 1 | <u>0:04:52.72</u> | 1 | | | | | | | |

Statistics

| Entries / Nations | Finished | DNF | DSQ | DNS | Weather | Temperature | Distance | Elevation |
|-------------------|----------|-----|-----|-----|---------------|-------------|----------|-----------|
| 40 / 8 | 35 | 5 | 0 | 0 | Mostly Cloudy | 18 °C | 65 km | +2,833 m |

DNF: did not finish · DNS: did not start · DSQ: disqualified