



EWS-E50 Results

Pos	Plate	Name Team	Nat EWS number	Stage 8	Pos	Stage 9	Pos	Stage 10	Pos	Stage 12	Pos	Stage 13	Pos	Penalties	Time	Gap
-----	-------	--------------	-------------------	---------	-----	---------	-----	----------	-----	----------	-----	----------	-----	-----------	------	-----

E50 | MEN

1	508	HASTINGS David		0:03:44.38	2	0:03:10.75	2	0:01:53.40	4	0:01:25.48	2	0:03:44.91	4		0:13:58.92	
2	1023	KEOGH Will		0:03:55.95	4	0:03:11.77	3	0:01:48.56	2	<u>0:01:19.25</u>	1	0:03:43.50	3		0:13:59.03	+0:00:00.11
3	502	WHANT Tom		0:03:50.84	3	0:03:11.85	4	0:01:49.11	3	0:01:31.46	3	0:03:41.59	2		0:14:04.85	+0:00:05.93
4	501	ELLIOTT Andrew		<u>0:03:42.86</u>	1	<u>0:03:06.51</u>	1	<u>0:01:47.94</u>	1	0:01:53.59	5	<u>0:03:39.09</u>	1		0:14:09.99	+0:00:11.07
5	503	REDFERN Darren		0:04:05.83	5	0:03:19.50	5	0:01:54.82	5	0:01:40.99	4	0:03:50.93	5		0:14:52.07	+0:00:53.15


E50 | MEN | Master 35+

1	505	HUME Steven		<u>0:03:55.26</u>	1	0:03:07.86	2	<u>0:01:54.33</u>	1	<u>0:01:23.71</u>	1	<u>0:03:45.76</u>	1		0:14:06.92	
2	1021	STRACHAN James		0:03:55.91	2	<u>0:03:04.31</u>	1	0:02:15.25	3	0:01:47.15	3	0:03:47.21	2		0:14:49.83	+0:00:42.91

EWS-E50 Results

Pos	Plate	Name Team	Nat EWS number	Stage 8	Pos	Stage 9	Pos	Stage 10	Pos	Stage 12	Pos	Stage 13	Pos	Penalties	Time	Gap
-----	-------	--------------	-------------------	---------	-----	---------	-----	----------	-----	----------	-----	----------	-----	-----------	------	-----


E50 | MEN | Master 35+


3	510	MOSS Jon		0:04:32.88	3	0:03:39.92	3	0:02:06.39	2	0:01:37.89	2	0:04:18.14	3		0:16:15.22	+0:02:08.30
---	-----	----------	---	------------	---	------------	---	------------	---	------------	---	------------	---	--	-------------------	-------------

4	509	RUFFELL Mark		0:05:18.06	5	0:04:21.94	4	0:02:23.95	4	0:04:40.86	4	0:05:26.95	4		0:22:11.76	+0:08:04.84
---	-----	--------------	---	------------	---	------------	---	------------	---	------------	---	------------	---	--	-------------------	-------------

DNF	517	CHICKEN Willi		0:05:00.75	4											
-----	-----	---------------	---	------------	---	--	--	--	--	--	--	--	--	--	--	--

DNF	519	HUME Kevin		0:05:47.85	6											
-----	-----	------------	---	------------	---	--	--	--	--	--	--	--	--	--	--	--








DNS	504	NEWTON Ben														
-----	-----	------------	---	--	--	--	--	--	--	--	--	--	--	--	--	--

DNS	516	CHINTOAN-UTA Cosmin														
-----	-----	---------------------	--	--	--	--	--	--	--	--	--	--	--	--	--	--

E50 | MEN | Master 45+

1	514	QUINN Jamie		0:04:10.84	2	0:03:24.10	2	0:02:02.12	3	<u>0:01:19.02</u>	1	0:04:02.28	2		0:14:58.36	
---	-----	-------------	---	------------	---	------------	---	------------	---	-------------------	---	------------	---	--	-------------------	--




EWS-E50 Results

Pos	Plate	Name Team	Nat EWS number	Stage 8	Pos	Stage 9	Pos	Stage 10	Pos	Stage 12	Pos	Stage 13	Pos	Penalties	Time	Gap
E50 MEN Master 45+																
2	506	WARD Joe		0:04:02.04	1	0:03:20.88	1	0:01:59.31	1	0:02:04.42	7	0:03:49.58	1		0:15:16.23	+0:00:17.87
3	513	MACKIE John		0:04:16.46	3	0:03:35.38	7	0:02:05.22	4	0:01:34.12	2	0:04:12.14	3		0:15:43.32	+0:00:44.96
4	512	HOGGARTH Jez		0:04:21.28	4	0:03:31.27	3	0:02:01.30	2	0:01:49.41	4	0:04:12.95	4		0:15:56.21	+0:00:57.85
5	507	HEANEY Stuart		0:04:34.09	6	0:03:34.56	6	0:02:09.93	6	0:01:36.55	3	0:04:22.05	5		0:16:17.18	+0:01:18.82
6	515	DODDS Robbie		0:04:30.90	5	0:03:33.49	4	0:02:09.73	5	0:01:57.75	5	0:04:25.02	6		0:16:36.89	+0:01:38.53
7	1035	SPARREY Justin		0:04:35.22	7	0:03:34.49	5	0:02:12.23	7	0:02:01.13	6	0:04:27.73	7		0:16:50.80	+0:01:52.44
8	526	MONTEITH James		0:04:40.08	8	0:03:51.46	8	0:02:14.70	8	0:02:23.53	10	0:04:40.57	9		0:17:50.34	+0:02:51.98



EWS-E50 Results

Pos	Plate	Name Team	Nat EWS number	Stage 8	Pos	Stage 9	Pos	Stage 10	Pos	Stage 12	Pos	Stage 13	Pos	Penalties	Time	Gap
-----	-------	--------------	-------------------	---------	-----	---------	-----	----------	-----	----------	-----	----------	-----	-----------	------	-----

E50 | MEN | Master 45+

9	521	GRAY Allan		0:05:04.31	10	0:04:28.54	10	0:02:34.51	10	0:02:11.90	8	0:05:21.95	10		0:19:41.21	+0:04:42.85
10	520	MCBEAN David		0:04:52.12	9	0:04:05.15	9	0:02:18.13	9	0:03:56.97	11	0:04:36.35	8		0:19:48.72	+0:04:50.36
11	522	FORTUNE Derek		0:07:04.40	12	0:05:41.25	12	0:03:02.70	12	0:02:21.25	9	0:07:19.80	11		0:25:29.40	+0:10:31.04
DNF	518	BULLIONS Scott		0:06:24.92	11	0:04:49.48	11	0:02:37.70	11							

E50 | WOMEN | Master 35+

1	525	MARSHALL Gael		<u>0:05:15.99</u>	1	<u>0:04:26.00</u>	1	<u>0:02:33.56</u>	1	<u>0:03:06.07</u>	1	<u>0:05:08.58</u>	1		0:20:30.20	
2	524	MACDONALD-MILLER Marianne		0:05:53.64	2	0:04:39.45	2	0:02:42.81	2	0:04:37.88	2	0:06:30.81	2		0:24:24.59	+0:03:54.39

EWS-E Tweed Valley

Innerleithen, Scotland

2 June 2022

EWS-E50 Results

Statistics

Entries / Nations	Finished	DNF	DSQ	DNS	Weather	Temperature	Distance	Elevation
27 / 2	22	3	0	2	Mostly Cloudy	18 °C		

DNF: did not finish · DNS: did not start · DSQ: disqualified