
























RESULTS OVERALL

Pos	Plate	Name Team	Nat EWS number	Stage 1PRO Stage 5Q	Pos Pos	Stage 2	Pos	Stage 3	Pos	Stage 4	Pos	Penalties	Time	Gap
MEN														
1	2	RUDE JR Richard Yeti / Fox Factory Team	 USA.1995.21739	0:03:28.40 0:12:34.90	1 1	0:07:28.52	3	0:06:59.09	2	0:03:29.08	1		0:33:59.99	
2	3	MELAMED Jesse Rocky Mountain Race Face	 CAN.1992.21596	0:03:31.58 0:12:41.57	2 2	0:07:21.70	1	0:06:57.83	1	0:03:32.70	3		0:34:05.38	+0:00:05.39
3	21	MASTERS Edward Pivot Factory Racing	 NZL.1989.22590	0:03:35.72 0:12:43.67	11 3	0:07:28.00	2	0:07:06.05	3	0:03:32.05	2		0:34:25.49	+0:00:25.50
4	13	MAES Martin Orbea FOX Enduro Team	 BEL.1997.21636	0:03:35.03 0:12:50.07	8 4	0:07:30.25	5	0:07:09.25	4	0:03:37.60	7		0:34:42.20	+0:00:42.21
5	11	LUKASIK Slawomir Canyon CLLTV Dainese	 POL.1993.24876	0:03:32.78 0:12:55.70	3 8	0:07:29.15	4	0:07:11.50	7	0:03:37.90	10		0:34:47.03	+0:00:47.04
6	1	MOIR Jack Canyon Collective	 AUS.1994.33430	0:03:34.10 0:12:54.35	5 6	0:07:34.41	9	0:07:16.19	14	0:03:35.38	4		0:34:54.43	+0:00:54.44
7	33	RUDEAU Alex Commencal Enduro Project	 FRA.1996.25071	0:03:34.78 0:12:54.86	7 7	0:07:35.13	10	0:07:17.40	15	0:03:39.19	18		0:35:01.36	+0:01:01.37
8	22	VERNER Rhys Forbidden Synthesis	 CAN.1997.22407	0:03:39.99 0:13:01.16	26 13	0:07:32.18	7	0:07:10.55	6	0:03:38.67	14		0:35:02.55	+0:01:02.56
9	5	BORGES Jose Canyon Collective	 POR.1990.21669	0:03:33.63 0:12:57.38	4 9	0:07:39.20	15	0:07:15.67	12	0:03:37.60	7		0:35:03.48	+0:01:03.49
10	23	LUCAS Cole Ibis Enduro Team	 NZL.1998.23013	0:03:34.47 0:13:00.21	6 12	0:07:45.30	30	0:07:09.70	5	0:03:35.95	5		0:35:05.63	+0:01:05.64
11	10	WALKER Matthew Pivot Factory Racing	 NZL.1990.21846	0:03:37.90 0:12:54.16	20 5	0:07:40.48	19	0:07:15.38	11	0:03:43.44	41		0:35:11.36	+0:01:11.37
12	16	MURRAY Charles Specialized Racing	 NZL.1996.22752	0:03:37.33 0:13:07.02	14 24	0:07:34.18	8	0:07:14.25	8	0:03:39.05	17		0:35:11.83	+0:01:11.84

RESULTS OVERALL

Pos	Plate	Name Team	Nat EWS number	Stage 1PRO Stage 5Q	Pos Pos	Stage 2	Pos	Stage 3	Pos	Stage 4	Pos	Penalties	Time	Gap
MEN														
13	15	HEAP Elliott Nukeproof SRAM Factory Racing	 GBR.1998.21783	0:03:39.58 0:13:03.87	23 19	0:07:31.89	6	0:07:17.75	17	0:03:38.83	16		0:35:11.92	+0:01:11.93
14	30	PIGEON Hugo Scott SR Suntour Enduro Team	 FRA.1996.23507	0:03:35.25 0:13:02.14	9 16	0:07:40.02	16	0:07:14.73	9	0:03:40.12	21		0:35:12.26	+0:01:12.27
15	31	GAUVIN Remi Rocky Mountain Race Face	 CAN.1992.21624	0:03:39.28 0:13:00.06	22 10	0:07:37.89	12	0:07:17.46	16	0:03:39.58	19		0:35:14.27	+0:01:14.28
16	34	JEANDEL Louis Commencal Enduro Project	 FRA.1998.22140	0:03:37.35 0:13:01.56	16 15	0:07:37.43	11	0:07:19.79	23	0:03:38.70	15		0:35:14.83	+0:01:14.84
17	7	JOHANSEN Zakarias Ibis Enduro Team	 SWE.1992.21863	0:03:37.79 0:13:01.28	19 14	0:07:40.16	18	0:07:20.87	32	0:03:38.37	11		0:35:18.47	+0:01:18.48
18	37	STUTTARD Mathew Polygon Factory Racing	 GBR.1993.21661	0:03:48.02 0:13:00.11	72 11	0:07:42.60	25	0:07:14.92	10	0:03:38.45	13		0:35:24.10	+0:01:24.11
19	29	CALLAGHAN Gregory Devinci Global Racing	 IRL.1991.21827	0:03:37.05 0:13:06.21	13 23	0:07:38.83	13	0:07:20.60	30	0:03:41.83	30		0:35:24.52	+0:01:24.53
20	80	PAULHAN Romain Santa Cruz X SRAM	 FRA.1988.22706	0:03:41.33 0:13:02.31	32 17	0:07:41.35	21	0:07:21.20	33	0:03:38.39	12		0:35:24.58	+0:01:24.59
21	24	GRAHAM Innes	 GBR.1996.35188	0:03:35.60 0:13:09.47	10 29	0:07:40.07	17	0:07:19.69	22	0:03:41.75	29		0:35:26.58	+0:01:26.59
22	58	VEZINA Mckay Giant Factory Off-Road	 CAN.1995.21632	0:03:39.97 0:13:08.95	25 28	0:07:41.17	20	0:07:19.18	21	0:03:37.79	9		0:35:27.06	+0:01:27.07
23	18	VIDAL Antoine Commencal Les Orres Team	 FRA.2001.25035	0:03:39.68 0:13:12.49	24 32	0:07:38.88	14	0:07:16.15	13	0:03:42.72	36		0:35:29.92	+0:01:29.93

RESULTS OVERALL

Pos	Plate	Name Team	Nat EWS number	Stage 1PRO Stage 5Q	Pos Pos	Stage 2	Pos	Stage 3	Pos	Stage 4	Pos	Penalties	Time	Gap
MEN														
24	6	TORDO Dimitri Canyon Collective	FRA.1993.21764	0:03:38.92 0:13:05.34	21 21	0:07:45.60	31	0:07:18.27	19	0:03:43.27	39		0:35:31.40	+0:01:31.41
25	28	PERSAK Vid Orbea FOX Enduro Team	SLO.1996.22810	0:03:43.20 0:13:07.15	43 25	0:07:41.50	22	0:07:20.05	25	0:03:40.12	21		0:35:32.02	+0:01:32.03
26	59	SECONDI Nathan Fulgur Factory Team Valdinievole	FRA.1999.22133	0:03:40.15 0:13:04.70	27 20	0:07:54.27	44	0:07:18.78	20	0:03:37.30	6		0:35:35.20	+0:01:35.21
27	14	DENIAUD Youn Giant Factory Off-Road	FRA.1996.22994	0:03:41.95 0:13:05.85	34 22	0:07:41.67	23	0:07:30.06	45	0:03:41.05	27		0:35:40.58	+0:01:40.59
28	27	TEXTOR Christian Team BULLS	GER.1990.22845	0:03:42.97 0:13:11.28	42 30	0:07:45.60	31	0:07:20.47	28	0:03:41.90	31		0:35:42.22	+0:01:42.23
29	72	KANGAS Oliwer	SWE.1992.33903	0:03:36.69 0:13:22.84	12 44	0:07:43.88	27	0:07:20.58	29	0:03:43.32	40		0:35:47.31	+0:01:47.32
30	26	MENZIES Jack	CAN.2001.22519	0:03:37.33 0:13:15.61	14 36	0:07:46.62	33	0:07:23.35	35	0:03:44.98	49		0:35:47.89	+0:01:47.90
31	114	CARBALLO GONZALEZ Edgar Orbea FOX Enduro Team	ESP.1988.30531	0:03:41.08 0:13:18.62	30 38	0:07:50.45	38	0:07:19.93	24	0:03:39.73	20		0:35:49.81	+0:01:49.82
32	32	LARBEOU Guillaume Commencal Enduro Project	FRA.1994.25575	0:04:03.73 0:13:03.20	151 18	0:07:44.35	28	0:07:20.44	27	0:03:40.19	23		0:35:51.91	+0:01:51.92
33	60	CAMOIN Francescu Specialized Racing	FRA.2001.23545	0:03:42.90 0:13:15.23	41 35	0:07:54.63	46	0:07:20.25	26	0:03:42.48	35		0:35:55.49	+0:01:55.50
34	25	BOOKER Daniel Nukeproof SRAM Factory Racing	AUS.1997.25378	0:03:42.82 0:13:20.89	40 40	0:07:52.20	39	0:07:17.81	18	0:03:42.43	34		0:35:56.15	+0:01:56.16












RESULTS OVERALL

Pos	Plate	Name Team	Nat EWS number	Stage 1PRO Stage 5Q	Pos Pos	Stage 2	Pos	Stage 3	Pos	Stage 4	Pos	Penalties	Time	Gap
MEN														
35	78	HILL Samuel Nukeproof SRAM Factory Racing	AUS.1985.21775	0:03:53.68 0:13:13.81	107 34	0:07:43.48	26	0:07:23.22	34	0:03:42.72	36		0:35:56.91	+0:01:56.92
36	138	WILDHABER Gustav Cube Action Team	SUI.1988.21848	0:03:49.30 0:13:08.40	81 27	0:07:53.75	42	0:07:26.23	39	0:03:40.25	24		0:35:57.93	+0:01:57.94
37	96	FRANCARDO Tommaso	ITA.1997.22813	0:03:44.93 0:13:21.25	53 42	0:07:41.89	24	0:07:25.57	38	0:03:46.77	57		0:36:00.41	+0:02:00.42
38	35	LUTHI Patrick	SUI.1992.22607	0:03:48.19 0:13:11.43	74 31	0:07:55.73	49	0:07:24.80	37	0:03:40.90	26		0:36:01.05	+0:02:01.06
39	63	STONE Brady Polygon Factory Racing	NZL.2000.23119	0:03:44.50 0:13:22.70	51 43	0:07:45.27	29	0:07:32.05	53	0:03:45.61	53		0:36:10.13	+0:02:10.14
40	101	DRACH Torben RAAW // Levelnine Gravity	GER.1998.22419	0:03:43.75 0:13:16.68	48 37	0:07:58.32	53	0:07:30.68	49	0:03:41.47	28		0:36:10.90	+0:02:10.91
41	77	KRASNY Carter	CAN.1999.22027	0:03:47.06 0:13:19.35	65 39	0:07:59.52	58	0:07:24.25	36	0:03:42.75	38		0:36:12.93	+0:02:12.94
42	84	SMITH Joseph	GBR.1990.37383	0:03:43.47 0:13:27.62	45 49	0:07:46.75	34	0:07:32.25	54	0:03:44.52	45		0:36:14.61	+0:02:14.62
43	68	CONNELL Joseph Orange Factory Racing	GBR.1994.21745	0:03:43.30 0:13:25.43	44 45	0:07:55.78	50	0:07:26.83	41	0:03:43.71	43		0:36:15.05	+0:02:15.06
44	118	RAIMONDI Matteo	ITA.1995.22277	0:03:40.70 0:13:21.12	28 41	0:08:02.51	65	0:07:27.32	42	0:03:45.43	52		0:36:17.08	+0:02:17.09
45	116	GRANT Kelan Nukeproof SRAM Factory Racing	IRL.1993.21773	0:03:42.78 0:13:27.89	39 50	0:07:55.55	48	0:07:28.89	44	0:03:43.54	42		0:36:18.65	+0:02:18.66













RESULTS OVERALL

Pos	Plate	Name Team	Nat EWS number	Stage 1PRO Stage 5Q	Pos Pos	Stage 2	Pos	Stage 3	Pos	Stage 4	Pos	Penalties	Time	Gap	
MEN															
46	92	GALY Theo Sunn French Connexion By Alpe D'Huez	FRA.1990.21691	0:03:48.21 0:13:13.29	75 33	0:07:55.25	47	0:07:45.50	97	0:03:42.06	32		0:36:24.31	+0:02:24.32	
47	61	GARAY TAMAYO Iago Santa Cruz X SRAM	ESP.1991.21707	0:03:42.72 0:13:26.68	38 47	0:07:58.53	54	0:07:31.78	52	0:03:44.90	48		0:36:24.61	+0:02:24.62	
48	64	WATSON Corey Nukeproof SRAM Factory Racing	GBR.1999.35483	0:03:46.52 0:13:25.65	60 46	0:07:56.62	51	0:07:31.25	50	0:03:46.27	55		0:36:26.31	+0:02:26.32	
49	81	HEINIGER Nils	NZL.1999.25218	0:03:45.11 0:13:36.45	55 66	0:07:48.33	37	0:07:30.25	46	0:03:47.27	58		0:36:27.41	+0:02:27.42	
50	66	WALL Evan Devinci Global Racing	CAN.1999.23531	0:03:44.12 0:13:37.08	49 68	0:07:56.92	52	0:07:27.45	43	0:03:47.30	59		0:36:32.87	+0:02:32.88	
51	125	BLENKINSOP Samuel Norco Factory Team	NZL.1988.22530	0:03:37.42 0:13:30.84	17 56	0:08:01.37	61	0:07:37.93	65	0:03:49.10	68		0:36:36.66	+0:02:36.67	
52	342	CHARVAT Matej	CZE.1985.30440	0:03:45.03 0:13:33.53	54 61	0:07:53.15	40	0:07:43.07	87	0:03:44.22	44		0:36:39.00	+0:02:39.01	
53	90	BRATSCHI Tim	SUI.1988.23005	0:03:46.94 0:13:30.26	63 52	0:08:00.30	60	0:07:33.65	55	0:03:49.43	72		0:36:40.58	+0:02:40.59	
54	4	MIQUEL Kevin Specialized Racing	FRA.1991.21704	0:03:40.75 0:13:07.96	29 26	0:08:52.09	151	0:07:20.85	31	0:03:40.80	25		0:36:42.45	+0:02:42.46	
55	36	SCOTT Mark Santa Cruz X SRAM	GBR.1993.21714	0:03:44.37 0:13:33.29	50 60	0:07:59.67	59	0:07:37.07	64	0:03:49.92	74		0:36:44.32	+0:02:44.33	
56	71	BLAIR Lachlan Orange Factory Racing	GBR.1995.21426	0:03:48.32 0:13:27.14	76 48	0:08:01.67	63	0:07:39.64	71	0:03:47.60	61		0:36:44.37	+0:02:44.38	


RESULTS OVERALL

Pos	Plate	Name Team	Nat EWS number	Stage 1PRO Stage 5Q	Pos Pos	Stage 2	Pos	Stage 3	Pos	Stage 4	Pos	Penalties	Time	Gap
MEN														
57	62	STORR Alex Forbidden Synthesis	 GBR.2001.31009	0:03:43.63 0:13:36.24	47 65	0:08:01.37	61	0:07:37.98	66	0:03:45.35	51		0:36:44.57	+0:02:44.58
58	105	HEBERT Ambroise	 FRA.1993.21934	0:03:45.80 0:13:30.31	58 54	0:08:04.07	67	0:07:39.67	72	0:03:45.25	50		0:36:45.10	+0:02:45.11
59	94	IENZER Emeric Scott SR Suntour Enduro Team	 FRA.1999.31862	0:03:43.60 0:13:32.34	46 57	0:07:59.38	56	0:07:40.51	76	0:03:49.42	71		0:36:45.25	+0:02:45.26
60	173	BERTA Matteo	 ITA.1995.21891	0:03:47.25 0:13:29.15	68 51	0:08:05.85	70	0:07:30.28	47	0:03:53.15	93		0:36:45.68	+0:02:45.69
61	108	RONZON Erwin	 ITA.1997.21868	0:03:49.33 0:13:32.90	82 58	0:07:59.42	57	0:07:35.40	60	0:03:49.07	67		0:36:46.12	+0:02:46.13
62	128	HARRIS Bradley Theory Racing p/b ProBikeKit	 NZL.2001.27637	0:03:53.20 0:13:33.19	103 59	0:08:02.18	64	0:07:38.46	68	0:03:45.75	54		0:36:52.78	+0:02:52.79
63	133	CAVAYE Andrew	 AUS.1996.24678	0:03:47.04 0:13:39.31	64 73	0:07:53.67	41	0:07:43.82	90	0:03:49.61	73		0:36:53.45	+0:02:53.46
64	86	BLAHA Vojtech	 CZE.1999.22684	0:03:42.60 0:13:38.71	37 72	0:08:13.90	91	0:07:34.00	57	0:03:50.40	77		0:36:59.61	+0:02:59.62
65	129	PFEIL Max	 GER.1998.27442	0:03:50.36 0:13:37.06	87 67	0:08:05.53	69	0:07:36.68	63	0:03:50.06	75		0:36:59.69	+0:02:59.70
66	95	PROCHYRA Jordan	 AUS.1994.21674	0:03:47.79 0:13:37.39	71 69	0:08:15.89	95	0:07:31.40	51	0:03:48.28	66		0:37:00.75	+0:03:00.76
67	200	MURRAY Craig	 NZL.1998.36172	0:03:49.43 0:13:30.63	83 55	0:08:06.42	71	0:07:44.23	91	0:03:50.97	82		0:37:01.68	+0:03:01.69

RESULTS OVERALL

Pos	Plate	Name Team	Nat EWS number	Stage 1PRO Stage 5Q	Pos Pos	Stage 2	Pos	Stage 3	Pos	Stage 4	Pos	Penalties	Time	Gap
MEN														
68	76	WARNET Manu	 NED.2001.26267	0:03:48.12 0:13:34.36	73 62	0:08:12.91	89	0:07:36.10	61	0:03:50.23	76		0:37:01.72	+0:03:01.73
69	19	VENDEMMIA Mirco Cannondale Enduro	 ITA.1998.21871	0:03:47.48 0:14:11.87	69 120	0:07:48.27	36	0:07:30.55	48	0:03:46.43	56		0:37:04.60	+0:03:04.61
70	69	EBDON Jake	 GBR.2001.32703	0:03:41.75 0:13:48.26	33 83	0:08:09.47	77	0:07:36.10	61	0:03:50.82	81		0:37:06.40	+0:03:06.41
71	98	JANSER Robin Swiss Enduro Team by Giant	 SUI.2000.25837	0:03:44.69 0:13:45.14	52 80	0:08:08.21	76	0:07:41.47	83	0:03:47.85	63		0:37:07.36	+0:03:07.37
72	89	FRESQUET Axel Tribe Pyrenees Gravity	 FRA.1998.23081	0:03:55.34 0:13:30.28	119 53	0:08:12.59	88	0:07:43.00	86	0:03:47.97	65		0:37:09.18	+0:03:09.19
73	142	RENZ Daniel	 GER.1996.26028	0:03:47.72 0:13:40.64	70 74	0:08:09.52	78	0:07:45.42	96	0:03:51.70	85		0:37:15.00	+0:03:15.01
74	123	LANI Martino	 ITA.2001.22164	0:03:55.65 0:13:36.02	120 64	0:08:13.44	90	0:07:39.88	73	0:03:51.35	83		0:37:16.34	+0:03:16.35
75	103	CROZ Romain	 FRA.1996.37161	0:03:49.43 0:13:48.54	83 85	0:08:07.09	73	0:07:40.35	75	0:03:52.55	88		0:37:17.96	+0:03:17.97
76	145	NEWELL Jake	 AUS.1993.24612	0:03:55.13 0:13:35.63	116 63	0:08:10.85	81	0:07:42.50	85	0:03:54.29	100		0:37:18.40	+0:03:18.41
77	130	OMDAL Oskar	 NOR.2000.32277	0:03:52.76 0:13:52.09	96 87	0:07:59.08	55	0:07:44.68	93	0:03:53.10	92		0:37:21.71	+0:03:21.72
78	85	BOX Archie	 GBR.1998.23201	0:03:52.83 0:13:56.46	98 96	0:08:03.13	66	0:07:38.23	67	0:03:52.49	86		0:37:23.14	+0:03:23.15
79	164	LUPATO Denny	 ITA.1992.22852	0:03:50.41 0:13:41.54	88 75	0:08:25.49	121	0:07:39.21	69	0:03:49.14	69		0:37:25.79	+0:03:25.80

RESULTS OVERALL

Pos	Plate	Name Team	Nat EWS number	Stage 1PRO Stage 5Q	Pos Pos	Stage 2	Pos	Stage 3	Pos	Stage 4	Pos	Penalties	Time	Gap
MEN														
80	131	BERNET Jonas	 SUI.1994.33390	0:03:55.28 0:13:41.80	118 76	0:08:17.00	97	0:07:43.45	88	0:03:49.20	70		0:37:26.73	+0:03:26.74
81	65	GALLAGHER Christopher	 GBR.1993.23014	0:03:45.80 0:13:54.93	58 92	0:08:10.65	80	0:07:45.00	95	0:03:50.65	78		0:37:27.03	+0:03:27.04
82	100	LARSSON Adam	 SWE.2000.30837	0:03:46.88 0:13:58.09	62 98	0:08:17.58	98	0:07:40.88	77	0:03:44.75	46		0:37:28.18	+0:03:28.19
83	122	MILLE Thimote	 FRA.2001.31623	0:03:54.32 0:13:55.22	114 93	0:08:08.10	75	0:07:41.35	82	0:03:51.40	84		0:37:30.39	+0:03:30.40
84	67	ROPELATO Mitch Cannondale Enduro	 USA.1992.22734	0:03:45.60 0:13:55.55	57 94	0:08:12.15	87	0:07:40.97	78	0:03:56.20	115		0:37:30.47	+0:03:30.48
85	110	ESCUDIER Thomas	 FRA.1991.21945	0:03:49.10 0:13:38.41	79 71	0:08:31.12	129	0:07:45.63	98	0:03:52.70	90		0:37:36.96	+0:03:36.97
86	75	MORGAN Myles	 USA.2001.24399	0:03:49.27 0:14:31.64	80 143	0:07:54.32	45	0:07:34.17	58	0:03:47.60	61		0:37:37.00	+0:03:37.01
87	112	MIHALKOVITS Peter	 AUT.1993.23608	0:03:54.03 0:13:42.16	111 77	0:08:20.47	106	0:07:51.05	109	0:03:50.72	80		0:37:38.43	+0:03:38.44
88	177	LOEFFLER Christian	 GER.1993.23169	0:03:56.08 0:13:38.31	123 70	0:08:22.97	111	0:07:49.93	107	0:03:53.15	93		0:37:40.44	+0:03:40.45
89	152	LAMBERT Louis Hotlines Nukeproof Racing	 FRA.1999.37231	0:03:57.17 0:13:59.94	128 102	0:08:04.42	68	0:07:47.59	99	0:03:55.60	108		0:37:44.72	+0:03:44.73
90	151	PERISSE Elouan Hotlines Nukeproof Racing	 FRA.2001.34083	0:03:51.27 0:13:45.81	89 81	0:08:11.30	85	0:07:59.45	125	0:03:59.97	136		0:37:47.80	+0:03:47.81
91	146	DALPIAN Davide	 ITA.1997.21865	0:04:00.05 0:14:02.77	141 105	0:08:14.25	92	0:07:41.24	81	0:03:52.50	87		0:37:50.81	+0:03:50.82

RESULTS OVERALL

Pos	Plate	Name Team	Nat EWS number	Stage 1PRO Stage 5Q	Pos Pos	Stage 2	Pos Pos	Stage 3	Pos Pos	Stage 4	Pos Pos	Penalties	Time	Gap
MEN														
92	91	NOBLE Josh	 GBR.2001.25619	0:03:51.55 0:14:06.18	90 108	0:08:20.03	104	0:07:39.25	70	0:03:55.98	113		0:37:52.99	+0:03:53.00
93	109	LEBERT Alexis	 FRA.1993.22060	0:03:52.19 0:13:50.64	92 86	0:08:28.23	124	0:07:49.55	104	0:03:52.95	91		0:37:53.56	+0:03:53.57
94	156	LEONHARDT Konstantin	 GER.1996.35481	0:03:52.74 0:14:01.44	95 104	0:08:20.25	105	0:07:47.82	100	0:03:55.11	105		0:37:57.36	+0:03:57.37
95	174	VOTH Laurin Propain Factory Enduro	 GER.2000.25451	0:03:51.70 0:13:53.20	91 90	0:08:21.43	108	0:07:55.98	117	0:03:55.89	111		0:37:58.20	+0:03:58.21
96	165	LUPATO Alex	 ITA.1989.22851	0:03:55.17 0:13:44.45	117 78	0:08:23.32	112	0:07:58.43	122	0:03:57.03	121		0:37:58.40	+0:03:58.41
97	188	WILLNER Nick	 GER.1999.22551	0:03:55.67 0:13:52.80	121 89	0:08:17.92	99	0:07:54.50	115	0:03:57.83	124		0:37:58.72	+0:03:58.73
98	124	PELISSERO Simone	 ITA.2001.21940	0:03:58.43 0:13:48.49	134 84	0:08:27.47	123	0:07:49.90	106	0:03:55.01	104		0:37:59.30	+0:03:59.31
99	137	SWANBECK Daniel	 SWE.1990.32435	0:03:49.43 0:13:44.84	83 79	0:08:12.02	86	0:08:25.50	157	0:03:50.67	79		0:38:02.46	+0:04:02.47
100	150	BERRY Matthew	 NZL.2000.23138	0:03:49.45 0:13:58.34	86 99	0:08:24.11	117	0:07:54.52	116	0:03:56.33	117		0:38:02.75	+0:04:02.76
101	134	BAILLIF Florent	 SUI.1998.32580	0:04:03.32 0:14:00.00	149 103	0:08:10.60	79	0:07:56.57	120	0:03:56.05	114		0:38:06.54	+0:04:06.55
102	99	TOOKE Jacob	 CAN.1999.22078	0:03:58.58 0:14:05.60	135 106	0:08:15.52	94	0:07:56.53	119	0:03:54.22	99		0:38:10.45	+0:04:10.46
103	153	MARI MARI Mariano	 ESP.1997.22453	0:03:58.21 0:14:05.65	133 107	0:08:24.56	118	0:07:49.25	103	0:03:54.02	96		0:38:11.69	+0:04:11.70



RESULTS OVERALL

Pos	Plate	Name Team	Nat EWS number	Stage 1PRO Stage 5Q	Pos Pos	Stage 2	Pos	Stage 3	Pos	Stage 4	Pos	Penalties	Time	Gap
MEN														
104	87	CARROLL Gavin	 IRL.1993.35848	0:03:54.93 0:13:54.91	115 91	0:08:19.45	100	0:08:13.03	151	0:03:53.33	95		0:38:15.65	+0:04:15.66
105	107	HAMMOND Chubbie	 GBR.1996.37418	0:03:53.28 0:14:17.17	104 123	0:08:30.42	128	0:07:40.33	74	0:03:54.63	103		0:38:15.83	+0:04:15.84
106	157	RYAN Cameron	 AUS.1995.23609	0:03:53.10 0:14:19.18	102 128	0:08:20.92	107	0:07:48.78	101	0:03:54.53	101		0:38:16.51	+0:04:16.52
107	181	DEMUYLDER Jonas	 BEL.1997.25196	0:03:59.44 0:13:52.29	137 88	0:08:23.32	112	0:08:05.67	138	0:03:56.69	119		0:38:17.41	+0:04:17.42
108	187	WALCH Lucas	 NZL.1996.23524	0:03:52.55 0:14:18.10	94 126	0:08:30.13	127	0:07:44.29	92	0:03:52.60	89		0:38:17.67	+0:04:17.68
109	93	SCOTT Riley	 GBR.2000.38625	0:03:53.83 0:14:07.06	109 111	0:08:39.09	136	0:07:43.67	89	0:03:54.20	98		0:38:17.85	+0:04:17.86
110	120	MOROTTI Hugo	 FRA.2000.24522	0:03:52.95 0:14:11.07	100 118	0:08:32.52	132	0:07:49.62	105	0:03:57.98	126		0:38:24.14	+0:04:24.15
111	104	WILSON Thomas Orange Factory Racing	 GBR.2000.22553	0:03:57.83 0:14:11.54	131 119	0:08:23.98	116	0:07:53.40	111	0:03:58.50	130		0:38:25.25	+0:04:25.26
112	143	MAGGS David	 AUS.1996.23408	0:03:59.80 0:14:23.12	138 134	0:08:15.13	93	0:07:54.02	113	0:03:56.37	118		0:38:28.44	+0:04:28.45
113	182	BISSON Zian	 FRA.2000.26059	0:03:57.95 0:13:47.18	132 82	0:08:19.90	103	0:08:02.28	130	0:04:23.25	159		0:38:30.56	+0:04:30.57
114	144	WALSH Sam	 AUS.2000.24527	0:03:58.60 0:14:23.71	136 136	0:08:21.87	110	0:07:51.04	108	0:03:55.45	107		0:38:30.67	+0:04:30.68
115	171	GROTTI Nicola Abetone FullOut Gravity	 ITA.2000.21925	0:03:59.83 0:13:56.20	139 95	0:08:36.80	134	0:07:59.93	126	0:03:59.75	134		0:38:32.51	+0:04:32.52

RESULTS OVERALL

Pos	Plate	Name Team	Nat EWS number	Stage 1PRO Stage 5Q	Pos Pos	Stage 2	Pos	Stage 3	Pos	Stage 4	Pos	Penalties	Time	Gap
MEN														
116	201	JONSSON Sharjah	 RSA.1999.22749	0:03:57.03 0:14:09.68	127 115	0:08:21.48	109	0:08:07.68	142	0:03:58.49	129		0:38:34.36	+0:04:34.37
117	111	HAMILTON Connor	 NZL.1996.24882	0:03:47.09 0:13:58.38	67 100	0:08:59.65	153	0:07:53.60	112	0:03:56.24	116		0:38:34.96	+0:04:34.97
118	113	JENSEN Henrik	 GBR.1998.25933	0:03:52.87 0:14:10.08	99 116	0:08:32.38	131	0:08:03.13	135	0:03:56.88	120		0:38:35.34	+0:04:35.35
119	115	COSTA GRAELL Pau	 ESP.2001.25006	0:03:56.43 0:14:07.01	125 110	0:08:39.75	137	0:07:58.45	123	0:03:58.15	127		0:38:39.79	+0:04:39.80
120	183	GONDOUIN Antoine	 FRA.1997.27800	0:04:03.63 0:14:12.53	150 121	0:08:23.41	114	0:08:02.45	132	0:03:58.23	128		0:38:40.25	+0:04:40.26
121	161	ROSSI Saben	 USA.1985.23371	0:03:52.41 0:14:17.97	93 125	0:08:42.57	141	0:07:54.20	114	0:03:54.13	97		0:38:41.28	+0:04:41.29
122	176	DIEU Antonio	 FRA.1989.26701	0:04:00.40 0:14:08.27	142 112	0:08:32.18	130	0:08:03.10	134	0:04:01.05	138		0:38:45.00	+0:04:45.01
123	168	OPPLIGER Timothee	 SUI.1992.21701	0:04:06.51 0:13:58.45	154 101	0:08:43.33	143	0:07:56.28	118	0:04:03.82	145		0:38:48.39	+0:04:48.40
124	199	BRADSHAW Tom	 NZL.1993.24526	0:03:53.79 0:14:24.50	108 137	0:08:25.45	120	0:08:06.74	140	0:04:00.27	137		0:38:50.75	+0:04:50.76
125	179	LETAK Petr	 CZE.1993.23009	0:03:56.28 0:14:19.13	124 127	0:08:28.27	125	0:08:10.02	148	0:03:57.35	122		0:38:51.05	+0:04:51.06
126	140	KARDINAR Petrik	 GER.1989.36539	0:03:53.93 0:14:19.48	110 131	0:08:26.53	122	0:08:14.23	154	0:03:58.53	131		0:38:52.70	+0:04:52.71
127	82	MOORE Thomas	 GBR.1994.33293	0:03:46.74 0:15:33.09	61 152	0:08:08.02	74	0:07:33.97	56	0:03:54.57	102		0:38:56.39	+0:04:56.40












RESULTS OVERALL

Pos	Plate	Name Team	Nat EWS number	Stage 1PRO Stage 5Q	Pos Pos	Stage 2	Pos	Stage 3	Pos	Stage 4	Pos	Penalties	Time	Gap
MEN														
128	119	PESENTI Marcello	 ITA.1994.21853	0:03:48.47 0:14:11.03	77 117	0:09:17.32	158	0:07:41.17	80	0:03:59.57	133		0:38:57.56	+0:04:57.57
129	158	WOLFE Daniel Polygon Factory Racing	 IRL.1988.22250	0:03:56.88 0:14:08.85	126 114	0:08:57.98	152	0:08:01.47	129	0:03:55.27	106		0:39:00.45	+0:05:00.46
130	184	DODINO Giacomo WeRide Racing Team	 ITA.1994.22466	0:04:00.69 0:13:57.43	144 97	0:08:48.66	150	0:08:09.28	147	0:04:05.57	151		0:39:01.63	+0:05:01.64
131	136	SCHWENK Robert	 GER.1994.23041	0:04:01.63 0:14:13.51	146 122	0:08:46.55	147	0:08:00.23	127	0:03:59.77	135		0:39:01.69	+0:05:01.70
132	189	CLAUDI Julian RDN Racing	 GER.1999.33500	0:04:00.70 0:14:19.71	145 132	0:08:28.92	126	0:08:08.52	146	0:04:04.40	148		0:39:02.25	+0:05:02.26
133	149	RYAN Fergus	 GBR.1993.22458	0:04:13.05 0:14:19.31	162 129	0:08:32.89	133	0:08:00.43	128	0:03:57.45	123		0:39:03.13	+0:05:03.14
134	147	BROWN Chris	 IRL.1995.33325	0:03:54.22 0:14:37.83	112 145	0:08:23.77	115	0:08:07.80	143	0:04:10.92	157		0:39:14.54	+0:05:14.55
135	172	SACCON Matteo Abetone FullOut Gravity	 ITA.2000.21866	0:04:09.25 0:14:19.42	156 130	0:08:43.12	142	0:08:04.78	136	0:04:05.50	150		0:39:22.07	+0:05:22.08
136	195	COURMES Tristan	 FRA.1989.33929	0:04:10.02 0:14:26.72	157 138	0:08:41.48	140	0:08:02.92	133	0:04:04.07	146		0:39:25.21	+0:05:25.22
137	135	MUELLER Igor	 SUI.1996.22665	0:04:30.87 0:14:44.70	165 147	0:08:24.97	119	0:07:49.03	102	0:03:55.69	109		0:39:25.26	+0:05:25.27
138	121	FILIPPI Mirko	 ITA.2001.26043	0:04:06.00 0:14:31.26	153 142	0:08:48.06	148	0:07:58.93	124	0:04:01.06	139		0:39:25.31	+0:05:25.32
139	175	OLSEN Eric	 USA.1999.25103	0:03:59.83 0:14:28.27	139 140	0:08:43.83	145	0:08:11.43	150	0:04:03.14	143		0:39:26.50	+0:05:26.51












RESULTS OVERALL

Pos	Plate	Name Team	Nat EWS number	Stage 1PRO Stage 5Q	Pos Pos	Stage 2	Pos	Stage 3	Pos	Stage 4	Pos	Penalties	Time	Gap	
MEN															
140	196	FURLANI Gialuca	ITA.1999.39383	0:04:10.80 0:14:21.88	160 133	0:08:40.01	138	0:08:07.51	141	0:04:07.90	152		0:39:28.10	+0:05:28.11	
141	162	COULTHARD Aidan	GBR.1996.33292	0:04:05.65 0:14:30.02	152 141	0:08:40.03	139	0:08:08.37	145	0:04:05.20	149		0:39:29.27	+0:05:29.28	
142	155	ENNIS Ross	IRL.2001.25954	0:03:57.45 0:15:23.11	130 151	0:08:11.10	82	0:08:02.35	131	0:03:55.90	112		0:39:29.91	+0:05:29.92	
143	106	HURLEY Joshua	GBR.1995.27543	0:03:57.39 0:14:33.41	129 144	0:08:48.39	149	0:08:07.97	144	0:04:02.98	142		0:39:30.14	+0:05:30.15	
144	198	MARCHESE Francesco	ITA.2000.32885	0:04:10.22 0:14:23.35	158 135	0:08:43.88	146	0:08:13.22	152	0:04:08.13	153		0:39:38.80	+0:05:38.81	
145	185	HUTH Nejc Robin	SLO.1990.24460	0:03:53.34 0:14:56.02	105 149	0:08:43.42	144	0:08:06.23	139	0:04:03.77	144		0:39:42.78	+0:05:42.79	
146	169	FEJER Max Team Dorrong Enduro	AUT.2000.21703	0:03:52.77 0:16:09.55	97 153	0:08:06.58	72	0:07:44.97	94	0:03:55.85	110		0:39:49.72	+0:05:49.73	
147	202	NAGATA Junya	JPN.1988.26455	0:04:03.05 0:14:26.77	148 139	0:09:00.80	154	0:08:10.78	149	0:04:09.23	155		0:39:50.63	+0:05:50.64	
148	193	CHAUVET Cesar	FRA.1995.34851	0:04:00.50 0:14:47.47	143 148	0:08:37.64	135	0:08:19.38	156	0:04:08.85	154		0:39:53.84	+0:05:53.85	
149	191	BROWNLIE Samuel	AUS.1992.25324	0:04:11.55 0:14:38.31	161 146	0:09:08.67	156	0:08:13.80	153	0:04:09.25	156		0:40:21.58	+0:06:21.59	
150	178	STEFANSSON Jonas	ISL.1988.22287	0:04:24.02 0:15:16.94	164 150	0:09:26.35	159	0:08:43.56	159	0:04:16.65	158		0:42:07.52	+0:08:07.53	
151	117	MYSIK Milan	CZE.1993.22051	0:03:42.48 0:18:55.23	36 156	0:08:11.18	84	0:07:34.98	59	0:03:47.88	64		0:42:11.75	+0:08:11.76	













RESULTS OVERALL

Pos	Plate	Name Team	Nat EWS number	Stage 1PRO Stage 5Q	Pos Pos	Stage 2	Pos	Stage 3	Pos	Stage 4	Pos	Penalties	Time	Gap
MEN														
152	163	HASSFELD Joel	 GER.1998.33907	0:04:01.95 0:17:06.18	147 154	0:09:01.95	155	0:08:15.89	155	0:04:01.10	140		0:42:27.07	+0:08:27.08
153	102	KNAPEC Martin	 SVK.1994.26017	0:03:45.42 0:21:22.07	56 157	0:07:53.75	42	0:07:41.05	79	0:03:47.37	60		0:44:29.66	+0:10:29.67
154	194	BLACHERE Nans	 FRA.1989.37519	0:03:52.95 0:14:08.41	100 113	0:15:45.92	160	0:07:56.64	121	0:03:57.91	125		0:45:41.83	+0:11:41.84
155	192	BARTON Oliver	 GBR.1990.33513	0:04:17.24 0:17:44.08	163 155	0:09:15.57	157	0:08:41.08	158	0:07:10.20	160		0:47:08.17	+0:13:08.18
156	154	DERKUM Christian RAAW // Levelnine Gravity	 GER.1991.23043	0:04:07.80 0:14:06.32	155 109	0:18:20.26	161	0:08:05.03	137	0:04:04.32	147		0:48:43.73	+0:14:43.74
157	127	LAMBERT Pierre Hotlines Nukeproof Racing	 FRA.1999.36939	0:03:48.82 0:14:17.69	78 124	0:20:32.83	162	0:10:04.40	160	0:04:02.00	141		0:52:45.74	+0:18:45.75
158	74	MENJOU Irene Sunn French Connexion By Alpe D'Huez	 FRA.1995.22122	0:03:42.36 0:31:27.85	35 158	0:07:47.37	35	0:07:26.81	40	0:03:42.12	33		0:54:06.51	+0:20:06.52
159	97	HUTCHENS Chris	 GBR.1989.22999	0:03:54.26 0:40:41.36	113 159	0:08:19.53	102	0:07:51.65	110	0:03:58.85	132		1:04:45.65	+0:30:45.66
160	132	SZYMCZUK Lukasz	 POL.1995.23313	0:03:47.08 0:55:52.56	66 160	0:08:11.15	83	0:07:42.10	84	0:03:44.76	47		1:19:17.65	+0:45:17.66
DNF	148	LANDMARK Ola Javold	 NOR.1999.25289	0:03:55.68	122	0:08:19.51	101	0:16:10.74	161					
DNF	190	WIDEN Johan	 SWE.1994.39149	0:03:53.45	106	0:08:16.77	96							








RESULTS OVERALL

Pos	Plate	Name Team	Nat EWS number	Stage 1PRO Stage 5Q	Pos Pos	Stage 2	Pos	Stage 3	Pos	Stage 4	Pos	Penalties	Time	Gap
DNF	83	MCBAIN Calum	 GBR.1998.33913	0:03:37.50	18									
DNF	73	FRANCK Gilles	 BEL.2000.22291	0:03:41.10	31									
DNF	167	FANTINO Andrea	 ITA.2001.25554	0:04:10.47	159									
DNF	197	MAIRHOFER Andreas	 ITA.1998.25438											
DNF	159	FABRE Enzo	 FRA.2001.35441											
DSQ	160	PAREDES MORENO Jose	 CHI.2001.23001	0:03:55.23		0:08:22.39								
DNS	126	JONES Jono Propain Factory Enduro	 GBR.1994.37370											
DNS	88	FAGERBERG Philip	 SWE.1996.25802											
DNS	186	PUFAN Alexandru	 ROU.1990.23147											
DNS	70	BURNS CONTRERAS Pedro Trek Factory Racing	 CHI.1997.21729											
DNS	141	LINDNER Kevin	 GER.1991.39104											













RESULTS OVERALL

Pos	Plate	Name Team	Nat EWS number	Stage 1 PRO Stage 5Q	Pos Pos	Stage 2	Pos	Stage 3	Pos	Stage 4	Pos	Penalties	Time	Gap
MEN Master 35+														
1	343	FRUET Martino	 ITA.1977.22431	0:03:50.53 0:13:39.16	2 1	0:08:23.37	4	<u>0:07:45.07</u>	1	<u>0:03:56.94</u>	1		0:37:35.07	
2	345	AUSTERMUHLE Ian	 GBR.1980.21590	<u>0:03:49.92</u> 0:13:48.03	1 2	0:08:19.08	3	0:07:48.16	2	0:03:57.73	2		0:37:42.92	+0:00:07.85
3	346	LAUDER Bradley	 NZL.1985.27531	0:04:03.05 0:14:30.86	7 6	0:08:27.83	5	0:08:03.45	6	0:04:04.93	8		0:39:10.12	+0:01:35.05
4	326	JOHNSEN Espen	 NOR.1980.22840	0:04:08.78 0:14:26.06	13 4	0:08:35.50	6	0:08:04.73	7	0:04:02.98	4		0:39:18.05	+0:01:42.98
5	335	BRODERICK Michael	 USA.1973.22376	0:04:05.96 0:14:28.68	9 5	0:08:53.57	9	0:08:16.67	13	0:04:04.70	7		0:39:49.58	+0:02:14.51
6	332	CARREZ Cedric Lapierre Zipp Collective	 FRA.1978.23588	0:04:13.80 0:14:36.90	21 9	0:08:49.50	8	0:08:10.02	8	0:04:08.33	12		0:39:58.55	+0:02:23.48
7	313	CHANDLER Kane	 GBR.1985.21345	0:04:07.58 0:14:49.45	12 10	0:08:43.62	7	0:08:13.65	9	0:04:06.98	9		0:40:01.28	+0:02:26.21
8	344	EDGWORTH Scott	 GBR.1980.52475	0:04:01.62 0:15:55.72	6 31	<u>0:08:10.53</u>	1	0:07:51.62	4	0:04:03.36	6		0:40:02.85	+0:02:27.78
9	330	BERNARD Guillaume	 FRA.1983.22861	0:04:13.18 0:14:35.22	20 8	0:08:57.57	10	0:08:21.38	16	0:04:12.95	17		0:40:20.30	+0:02:45.23
10	325	KULHAVY Radek	 CZE.1984.25807	0:04:05.89 0:14:54.16	8 14	0:09:01.52	14	0:08:21.99	17	0:04:09.95	14		0:40:33.51	+0:02:58.44
11	331	CALVEZ Mathieu Hotlines Nukeproof Racing	 FRA.1986.22152	0:04:11.90 0:14:54.81	18 15	0:08:57.75	11	0:08:18.15	14	0:04:13.00	18		0:40:35.61	+0:03:00.54
12	323	KOLEV Ivan	 BUL.1981.22786	0:04:10.77 0:14:55.55	15 16	0:09:03.14	15	0:08:14.35	11	0:04:12.00	15		0:40:35.81	+0:03:00.74

RESULTS OVERALL

Pos	Plate	Name Team	Nat EWS number	Stage 1PRO Stage 5Q	Pos Pos	Stage 2	Pos	Stage 3	Pos	Stage 4	Pos	Penalties	Time	Gap
MEN Master 35+														
13	310	ROSSA Damiano	 ITA.1984.37199	0:04:12.95 0:14:55.94	19 17	0:09:06.73	17	0:08:15.10	12	0:04:07.83	10		0:40:38.55	+0:03:03.48
14	336	LOCHHEAD Andrew	 GBR.1984.25456	0:04:06.68 0:14:52.80	11 12	0:09:09.37	18	0:08:22.63	18	0:04:08.15	11		0:40:39.63	+0:03:04.56
15	305	NEUMANN Marcus	 GER.1987.23206	0:04:54.82 0:14:31.83	37 7	0:09:00.52	13	0:08:13.70	10	0:04:08.58	13		0:40:49.45	+0:03:14.38
16	333	HEIMEL Paul	 AUT.1987.24509	0:04:06.14 0:14:50.48	10 11	0:09:25.13	24	0:08:19.24	15	0:04:13.72	19		0:40:54.71	+0:03:19.64
17	327	EXENBERGER Kurt	 AUT.1975.23045	0:04:11.45 0:14:53.74	17 13	0:09:19.25	21	0:08:24.65	19	0:04:17.37	23		0:41:06.46	+0:03:31.39
18	328	SCOTT Darren	 GBR.1971.22334	0:04:19.83 0:15:14.69	26 22	0:08:58.52	12	0:08:28.97	20	0:04:12.29	16		0:41:14.30	+0:03:39.23
19	312	BISHOP Daniel	 GBR.1970.22823	0:04:09.17 0:15:24.84	14 24	0:09:04.77	16	0:08:32.28	22	0:04:15.03	21		0:41:26.09	+0:03:51.02
20	320	FELLGETT Theo	 GBR.1986.38997	0:04:11.15 0:15:05.54	16 20	0:09:25.58	25	0:08:33.53	23	0:04:16.16	22		0:41:31.96	+0:03:56.89
21	318	CIZINSKY Milan	 CZE.1974.22018	0:04:26.10 0:15:10.45	31 21	0:09:21.35	23	0:08:32.20	21	0:04:14.38	20		0:41:44.48	+0:04:09.41
22	321	REISER Christoph	 GER.1986.25635	0:04:24.13 0:15:03.37	28 18	0:09:17.14	20	0:08:41.95	28	0:04:19.20	25		0:41:45.79	+0:04:10.72
23	334	GREENWOOD Daniel	 GBR.1975.22552	0:04:19.75 0:15:25.90	25 25	0:09:10.85	19	0:08:34.05	24	0:04:21.33	26		0:41:51.88	+0:04:16.81
24	308	MODESTI Dimitri	 ITA.1975.25154	0:04:17.37 0:15:03.94	22 19	0:09:29.80	27	0:08:39.15	26	0:04:23.85	29		0:41:54.11	+0:04:19.04













RESULTS OVERALL

Pos	Plate	Name Team	Nat EWS number	Stage 1PRO Stage 5Q	Pos Pos	Stage 2	Pos	Stage 3	Pos	Stage 4	Pos	Penalties	Time	Gap
MEN Master 35+														
25	316	BODEUX Xavier	 BEL.1976.21936	0:04:17.40 0:15:24.05	23 23	0:09:35.38	30	0:08:37.98	25	0:04:18.05	24		0:42:12.86	+0:04:37.79
26	324	WARD Joe	 IRL.1971.22541	0:04:25.88 0:15:27.42	30 26	0:09:20.00	22	0:08:43.24	29	0:04:26.66	31		0:42:23.20	+0:04:48.13
27	309	MAYRHOFER Reinhard Team Dorrong Enduro	 AUT.1976.21667	0:04:24.18 0:15:35.17	29 29	0:09:27.42	26	0:08:50.67	34	0:04:22.12	28		0:42:39.56	+0:05:04.49
28	319	EICHINGER Christoph	 GER.1980.39926	0:04:34.08 0:15:31.08	32 27	0:09:30.55	28	0:08:46.48	33	0:04:21.95	27		0:42:44.14	+0:05:09.07
29	311	SADLER Andy	 GBR.1972.21595	0:04:17.60 0:15:43.33	24 30	0:09:34.03	29	0:08:44.80	30	0:04:31.32	34		0:42:51.08	+0:05:16.01
30	314	MICHALEK Viktor	 SVK.1980.35835	0:04:38.18 0:15:34.52	34 28	0:09:47.89	32	0:08:45.40	31	0:04:30.62	32		0:43:16.61	+0:05:41.54
31	307	RIMONDO Matteo	 ITA.1984.25677	0:04:23.66 0:16:40.42	27 34	0:09:35.92	31	0:08:41.07	27	0:04:30.67	33		0:43:51.74	+0:06:16.67
32	347	AMOUR Karim BH Enduro Racing Team	 FRA.1975.21696	0:03:59.27 0:14:04.07	5 3	0:14:57.98	37	0:07:52.78	5	0:04:00.55	3		0:44:54.65	+0:07:19.58
33	317	WINKLER Gabor	 HUN.1974.22246	0:06:25.02 0:16:27.27	38 33	0:09:59.90	33	0:08:46.17	32	0:04:26.60	30		0:46:04.96	+0:08:29.89
34	302	HUGHES David	 IRL.1971.21814	0:04:53.35 0:17:05.59	36 35	0:10:16.07	34	0:09:17.32	35	0:04:47.88	35		0:46:20.21	+0:08:45.14
35	338	VANER Jan	 CZE.1983.22385	0:03:53.28 0:20:00.09	3 36	0:08:14.12	2	0:07:48.79	3	0:06:42.50	36		0:46:38.78	+0:09:03.71
36	337	WEIDEMANN Mads	 DEN.1982.33629	0:03:53.33 0:16:04.17	4 32	0:12:17.59	36	0:12:31.60	36	0:04:03.28	5		0:48:49.97	+0:11:14.90













RESULTS OVERALL

Pos	Plate	Name Team	Nat EWS number	Stage 1PRO Stage 5Q	Pos Pos	Stage 2	Pos	Stage 3	Pos	Stage 4	Pos	Penalties	Time	Gap
MEN Master 35+														
DNF	303	DAUMAS Eric	FRA.1968.22075	0:04:37.18	33	0:10:44.17	35							
DNF	315	JONES Sion	GBR.1976.23430	0:04:39.69	35									
DNS	339	VESENBECKH Adrian	GER.1979.33219											
MEN Under 21														
1	301	MEIER-SMITH Luke Propain Factory Enduro	AUS.2002.25147	0:03:37.69 0:13:01.65	1 1	0:07:39.70	1	0:07:13.52	1	0:03:38.72	1		0:35:11.28	
2	300	SHERLOCK Seth	CAN.2002.40432	0:03:44.30 0:13:23.70	8 3	0:07:46.98	3	0:07:17.72	2	0:03:45.27	4		0:35:57.97	+0:00:46.69
3	299	PIERCY Jack Commencal Les Orres Team	GBR.2004.36927	0:03:40.93 0:13:19.51	3 2	0:07:55.48	5	0:07:23.42	3	0:03:44.85	3		0:36:04.19	+0:00:52.91
4	297	HANCOCK Emmett	CAN.2002.37051	0:03:43.55 0:13:28.78	7 4	0:07:46.35	2	0:07:25.41	5	0:03:43.70	2		0:36:07.79	+0:00:56.51
5	291	ICARDO Alexis Canyon CLLTV Dainese	FRA.2003.31902	0:03:41.63 0:13:29.58	4 6	0:07:57.43	7	0:07:35.33	9	0:03:46.78	6		0:36:30.75	+0:01:19.47
6	295	GILCHRIST Ryan	AUS.2002.36859	0:03:39.85 0:13:32.03	2 9	0:08:12.42	19	0:07:24.15	4	0:03:45.73	5		0:36:34.18	+0:01:22.90
7	296	PEREZ Enzo Tribe Pyrenees Gravity	FRA.2004.38362	0:03:42.69 0:13:29.93	5 7	0:08:03.51	11	0:07:33.12	6	0:03:49.32	8		0:36:38.57	+0:01:27.29
8	290	BERTINI Lisandru Lapierre Zipp Collective	FRA.2004.36198	0:03:47.46 0:13:31.69	11 8	0:07:55.55	6	0:07:36.47	11	0:03:50.50	9		0:36:41.67	+0:01:30.39













RESULTS OVERALL

Pos	Plate	Name Team	Nat EWS number	Stage 1 PRO Stage 5Q	Pos Pos	Stage 2	Pos	Stage 3	Pos	Stage 4	Pos	Penalties	Time	Gap
MEN Under 21														
9	275	SMRDEL Miha	 SLO.2004.38908	0:03:47.92 0:13:29.23	13 5	0:08:07.72	14	0:07:33.93	7	0:03:52.43	13		0:36:51.23	+0:01:39.95
10	287	LESQUIR Tom Hotlines Nukeproof Racing	 FRA.2003.36215	0:03:48.39 0:13:36.16	14 11	0:07:58.35	8	0:07:36.69	12	0:03:53.75	16		0:36:53.34	+0:01:42.06
11	281	COPE Daniel	 GBR.2003.36534	0:03:47.70 0:13:41.88	12 13	0:08:07.35	13	0:07:42.27	17	0:03:52.24	12		0:37:11.44	+0:02:00.16
12	279	PIVNICKA Jakub	 CZE.2005.38692	0:03:49.27 0:13:51.07	17 20	0:07:58.63	9	0:07:41.60	16	0:03:54.20	17		0:37:14.77	+0:02:03.49
13	289	RYYNANEN Tarmo	 FIN.2002.31950	0:03:53.99 0:13:39.76	25 12	0:08:17.57	25	0:07:34.98	8	0:03:48.90	7		0:37:15.20	+0:02:03.92
14	293	KAUX Marin Tribe Pyrenees Gravity	 FRA.2002.30383	0:03:48.39 0:13:43.62	14 16	0:08:08.30	15	0:07:43.00	18	0:03:54.33	19		0:37:17.64	+0:02:06.36
15	277	HEINE Geraud	 BEL.2004.25833	0:03:51.10 0:13:35.10	19 10	0:08:11.37	18	0:07:46.32	22	0:03:54.88	21		0:37:18.77	+0:02:07.49
16	271	FOURCADE Luca Tribe Pyrenees Gravity	 FRA.2003.35944	0:03:47.15 0:13:42.64	10 15	0:08:20.95	26	0:07:39.53	14	0:03:54.35	20		0:37:24.62	+0:02:13.34
17	273	BRACONI Francesco	 ITA.2003.36890	0:03:51.60 0:13:42.10	21 14	0:08:11.07	17	0:07:45.03	20	0:03:55.04	22		0:37:24.84	+0:02:13.56
18	286	JOHNSTON Guy	 NZL.2003.50550	0:03:48.52 0:13:44.42	16 18	0:08:05.81	12	0:07:35.37	10	0:04:11.28	46		0:37:25.40	+0:02:14.12
19	276	HOGLUND Andreas	 SWE.2002.36347	0:03:53.85 0:14:07.24	23 24	0:07:59.05	10	0:07:38.13	13	0:03:53.30	15		0:37:31.57	+0:02:20.29
20	288	MEIER SMITH Remy Propain Factory Enduro	 AUS.2004.40508	0:03:43.30 0:13:44.02	6 17	0:08:25.99	28	0:07:44.57	19	0:03:59.53	28		0:37:37.41	+0:02:26.13













RESULTS OVERALL

Pos	Plate	Name Team	Nat EWS number	Stage 1 PRO Stage 5Q	Pos Pos	Stage 2	Pos	Stage 3	Pos	Stage 4	Pos	Penalties	Time	Gap
MEN Under 21														
21	266	REIS Nuno	 POR.2003.36760	0:03:58.77 0:13:45.27	35 19	0:08:16.65	22	0:07:48.20	24	0:03:52.85	14		0:37:41.74	+0:02:30.46
22	260	AUROUX Jules Commencal Les Orres Team	 FRA.2005.53398	0:03:53.96 0:13:51.36	24 21	0:08:31.33	33	0:07:41.07	15	0:03:57.08	24		0:37:54.80	+0:02:43.52
23	282	VERNHET Axel	 FRA.2002.34183	0:03:45.92 0:14:01.70	9 22	0:08:13.99	20	0:08:18.07	44	0:03:51.48	11		0:38:11.16	+0:02:59.88
24	294	FAIRBROTHER Matthew	 NZL.2004.35439	0:03:51.52 0:14:15.64	20 27	0:08:26.92	29	0:07:45.03	20	0:03:54.25	18		0:38:13.36	+0:03:02.08
25	278	WAYMAN Alex	 NZL.2004.35117	0:03:51.95 0:14:09.94	22 25	0:08:15.00	21	0:07:58.85	29	0:04:00.03	30		0:38:15.77	+0:03:04.49
26	274	BROWN Lewis	 GBR.2002.37821	0:03:55.62 0:14:13.45	30 26	0:08:24.10	27	0:07:55.67	25	0:04:02.68	35		0:38:31.52	+0:03:20.24
27	241	CONROY Brendan	 IRL.2004.39139	0:04:05.47 0:14:20.65	44 31	0:08:17.39	23	0:07:56.75	27	0:03:58.15	25		0:38:38.41	+0:03:27.13
28	255	FIEDLER Zdenek	 CZE.2002.27427	0:03:58.43 0:14:17.11	34 29	0:08:32.63	35	0:07:59.85	30	0:03:58.75	27		0:38:46.77	+0:03:35.49
29	262	FUCHS Peter	 GER.2002.33379	0:04:08.43 0:14:06.65	48 23	0:08:30.45	32	0:08:02.42	31	0:04:01.53	32		0:38:49.48	+0:03:38.20
30	269	VAANANEN Erik Edvin	 FIN.2003.33917	0:04:05.00 0:14:16.58	42 28	0:08:30.08	31	0:07:57.32	28	0:04:06.41	42		0:38:55.39	+0:03:44.11
31	267	FOCKENBERGER Timmy	 AUT.2003.33138	0:04:08.22 0:14:19.03	47 30	0:08:27.51	30	0:08:05.32	33	0:04:07.20	43		0:39:07.28	+0:03:56.00
32	248	JOLY Emilien	 FRA.2005.39337	0:03:55.03 0:14:26.93	28 35	0:08:36.60	37	0:08:11.07	37	0:04:03.82	36		0:39:13.45	+0:04:02.17


RESULTS OVERALL

Pos	Plate	Name Team	Nat EWS number	Stage 1PRO Stage 5Q	Pos Pos	Stage 2	Pos	Stage 3	Pos	Stage 4	Pos	Penalties	Time	Gap
MEN Under 21														
33	249	JOLY Enzo	 FRA.2005.39338	0:04:09.51 0:14:25.57	51 34	0:08:51.82	43	0:07:56.73	26	0:03:58.59	26		0:39:22.22	+0:04:10.94
34	280	ESCHLER Lasse	 GER.2005.37539	0:03:55.60 0:15:39.93	29 49	0:08:10.15	16	0:07:46.63	23	0:03:51.08	10		0:39:23.39	+0:04:12.11
35	240	SHPANOF Elad	 ISR.2005.40398	0:04:00.58 0:14:32.52	37 38	0:08:56.70	46	0:08:05.32	33	0:03:59.63	29		0:39:34.75	+0:04:23.47
36	242	JOHNSSON Olle	 SWE.2004.39449	0:03:57.03 0:14:40.93	31 41	0:08:44.16	39	0:08:12.39	40	0:04:04.10	37		0:39:38.61	+0:04:27.33
37	270	CLEMENT Liam	 GBR.2004.37661	0:04:06.28 0:14:34.74	46 39	0:08:45.22	41	0:08:07.10	36	0:04:05.45	41		0:39:38.79	+0:04:27.51
38	257	CASTELLI Elia	 ITA.2004.39530	0:04:03.99 0:14:31.50	40 37	0:08:55.28	44	0:08:13.73	41	0:04:09.92	44		0:39:54.42	+0:04:43.14
39	284	RANDELL Jayden	 GBR.2003.27895	0:04:49.15 0:14:22.82	57 33	0:08:37.38	38	0:08:06.10	35	0:04:01.52	31		0:39:56.97	+0:04:45.69
40	247	MALEVEZ Clement	 BEL.2002.33413	0:04:06.21 0:14:28.01	45 36	0:09:00.23	47	0:08:17.70	43	0:04:05.16	39		0:39:57.31	+0:04:46.03
41	239	HEITMANN Jonathan	 GER.2004.50848	0:04:37.35 0:14:20.79	55 32	0:08:44.35	40	0:08:11.95	39	0:04:04.56	38		0:39:59.00	+0:04:47.72
42	253	GILBERT Mark	 USA.2005.34394	0:03:58.21 0:14:52.33	33 43	0:09:08.90	50	0:08:11.25	38	0:04:01.85	33		0:40:12.54	+0:05:01.26
43	243	GREEN Lachlan	 AUS.2002.36954	0:04:04.32 0:14:37.24	41 40	0:09:08.53	49	0:08:14.08	42	0:04:10.20	45		0:40:14.37	+0:05:03.09
44	250	DEMARTEAU Colin	 BEL.2003.33889	0:04:05.02 0:15:34.07	43 47	0:08:31.85	34	0:08:04.12	32	0:04:02.63	34		0:40:17.69	+0:05:06.41












RESULTS OVERALL

Pos	Plate	Name Team	Nat EWS number	Stage 1PRO Stage 5Q	Pos Pos	Stage 2	Pos	Stage 3	Pos	Stage 4	Pos	Penalties	Time	Gap
MEN Under 21														
45	256	HANZLIK Ondrej	 SVK.2003.39747	0:04:08.85 0:15:09.44	50 44	0:09:00.93	48	0:09:28.50	48	0:04:17.02	48		0:42:04.74	+0:06:53.46
46	246	WEIHING Leon	 GER.2003.33397	0:04:38.55 0:15:13.97	56 45	0:08:56.18	45	0:09:21.20	47	0:04:11.76	47		0:42:21.66	+0:07:10.38
47	263	HARROP Zack	 GBR.2003.30354	0:03:57.13 0:14:45.56	32 42	0:08:36.52	36	0:11:07.95	50	0:04:05.35	40		0:42:32.51	+0:07:21.23
48	254	ALBER Lennard	 GER.2002.35750	0:04:16.47 0:15:30.50	53 46	0:09:34.41	52	0:08:49.63	46	0:04:22.98	49		0:42:33.99	+0:07:22.71
49	244	BESTER Nico	 RSA.2002.39508	0:04:18.12 0:15:36.05	54 48	0:10:15.37	53	0:08:41.34	45	0:04:24.00	50		0:43:14.88	+0:08:03.60
50	292	BRODIE William	 GBR.2004.37689	0:04:01.41 0:51:46.05	38 50	0:08:17.42	24	0:13:05.55	51	0:03:55.67	23		1:21:06.10	+0:45:54.82
DNF	298	HELLY Johnathan	 CAN.2003.27147	0:03:49.38	18	0:07:52.77	4	0:11:01.38	49					
DNF	252	LINDBLOM Carter	 USA.2003.27008	0:03:59.03	36	0:08:45.50	42							
DNF	258	SCHLEICHER Valentin RDN Racing	 GER.2002.26946	0:04:03.25	39	0:09:22.03	51							
DNF	272	WHITE Ronan	 GBR.2002.36972	0:04:08.75	49	0:11:09.85	54							
DNF	285	KLOKOCCA Vojtech	 CZE.2004.36797	0:03:54.41	26									
DNF	264	HUTMAN Omer	 ISR.2004.40015	0:03:54.44	27									













RESULTS OVERALL

Pos	Plate	Name Team	Nat EWS number	Stage 1PRO Stage 5Q	Pos Pos	Stage 2	Pos	Stage 3	Pos	Stage 4	Pos	Penalties	Time	Gap
MEN Under 21														
DNF	283	SCHEELE William	 NOR.2003.33415	0:04:10.25	52									
DNS	268	BARTLETT Jamie	 NZL.2002.29529											
DNS	261	PLEINDOUX Simeon Hotlines Nukeproof Racing	 FRA.2003.34644											
DNS	259	BUENGEN Lars Henrik Swiss Enduro Team by Giant	 SUI.2005.27225											
DNS	265	FORBES Lachie	 AUS.2003.36655											
WOMEN														
1	3	COURDURIER Isabeau Lapierre Zipp Collective	 FRA.1994.21731	0:04:08.50 0:14:23.81	1 2	0:08:37.11	1	0:08:03.25	1	0:04:05.58	1		0:39:18.25	
2	2	CHARRE Morgane Pivot Factory Racing	 FRA.1990.21958	0:04:15.03 0:14:26.39	4 3	0:08:45.47	2	0:08:14.75	3	0:04:08.47	4		0:39:50.11	+0:00:31.86
3	4	HARDEN Harriet Trek Factory Racing	 GBR.2001.22819	0:04:15.14 0:14:22.34	5 1	0:08:57.68	8	0:08:09.50	2	0:04:10.63	5		0:39:55.29	+0:00:37.04
4	38	LANTHIER NADEAU Andreane Rocky Mountain Race Face	 CAN.1993.21609	0:04:11.86 0:14:39.04	3 4	0:08:55.73	6	0:08:17.87	4	0:04:12.20	7		0:40:16.70	+0:00:58.45
5	1	PUGIN Melanie BH Enduro Racing Team	 FRA.1990.21693	0:04:16.59 0:14:44.95	6 5	0:08:47.25	3	0:08:23.95	8	0:04:06.23	2		0:40:18.97	+0:01:00.72
6	5	KOREM Noga GT Factory Racing	 ISR.1991.21660	0:04:18.39 0:14:45.51	8 6	0:08:54.50	5	0:08:23.13	7	0:04:13.02	9		0:40:34.55	+0:01:16.30




RESULTS OVERALL

Pos	Plate	Name Team	Nat EWS number	Stage 1 PRO Stage 5Q	Pos Pos	Stage 2	Pos	Stage 3	Pos	Stage 4	Pos	Penalties	Time	Gap
WOMEN														
7	43	THOMA Ines	 GER.1989.21750	0:04:17.55 0:14:58.38	7 8	0:09:04.91	13	0:08:20.82	6	0:04:12.63	8		0:40:54.29	+0:01:36.04
8	10	RICHTER Raphaela Ibis Enduro Team	 GER.1997.25746	0:04:09.33 0:15:38.92	2 24	0:08:54.10	4	0:08:20.13	5	0:04:07.25	3		0:41:09.73	+0:01:51.48
9	7	BARAONA Rebecca Yeti / Fox Factory Team	 GBR.1993.21715	0:04:20.63 0:15:10.26	12 9	0:09:04.60	12	0:08:27.52	10	0:04:11.87	6		0:41:14.88	+0:01:56.63
10	56	HOLL Valentina RockShox Trek Race Team	 AUT.2001.39135	0:04:18.90 0:15:27.63	10 18	0:08:56.03	7	0:08:25.07	9	0:04:15.22	10		0:41:22.85	+0:02:04.60
11	41	MORRISON Rae Liv Racing	 NZL.1989.21630	0:04:38.30 0:14:54.74	31 7	0:09:10.37	14	0:08:28.15	11	0:04:18.04	14		0:41:29.60	+0:02:11.35
12	44	PRUDKOVA Barbora	 CZE.1996.38768	0:04:21.96 0:15:15.33	15 12	0:09:02.20	9	0:08:37.12	15	0:04:16.70	11		0:41:33.31	+0:02:15.06
13	42	COOK Becky	 GBR.1986.21664	0:04:25.36 0:15:20.32	17 13	0:09:03.64	11	0:08:31.55	12	0:04:19.17	16		0:41:40.04	+0:02:21.79
14	49	BRUCHLE Veronika Cube Action Team	 GER.1995.22726	0:04:20.95 0:15:12.82	14 11	0:09:31.15	20	0:08:34.92	14	0:04:19.66	17		0:41:59.50	+0:02:41.25
15	54	ESPINEIRA HERREROS Florencia Orbea FOX Enduro Team	 CHI.1992.22941	0:04:20.28 0:15:23.90	11 15	0:09:22.60	19	0:08:40.52	17	0:04:17.40	12		0:42:04.70	+0:02:46.45
16	46	BAUMANN Lisa Commencal Les Orres Team	 SUI.2001.37332	0:04:32.81 0:15:22.76	26 14	0:09:11.82	15	0:08:37.54	16	0:04:21.87	19		0:42:06.80	+0:02:48.55
17	212	BUREK Katarzyna	 POL.1993.23240	0:04:18.79 0:15:29.70	9 20	0:09:15.32	16	0:08:44.20	20	0:04:21.93	20		0:42:09.94	+0:02:51.69


RESULTS OVERALL

Pos	Plate	Name Team	Nat EWS number	Stage 1PRO Stage 5Q	Pos Pos	Stage 2	Pos	Stage 3	Pos	Stage 4	Pos	Penalties	Time	Gap
WOMEN														
18	39	SCARSI Gloria Canyon CLLTV Dainese	 ITA.2000.36425	0:04:22.75 0:15:55.86	16 30	0:09:03.63	10	0:08:32.08	13	0:04:17.59	13		0:42:11.91	+0:02:53.66
19	209	DUVERT Julie Theory Racing p/b ProBikeKit	 FRA.1996.21719	0:04:30.83 0:15:11.66	22 10	0:09:34.75	23	0:08:44.90	21	0:04:18.27	15		0:42:20.41	+0:03:02.16
20	208	MORRISON Amy	 USA.1989.22252	0:04:31.99 0:15:27.45	24 17	0:09:39.65	27	0:08:43.53	19	0:04:27.08	26		0:42:49.70	+0:03:31.45
21	211	JOLIDON Sidonie	 SUI.1987.31073	0:04:42.95 0:15:33.65	34 21	0:09:21.17	18	0:08:53.68	30	0:04:24.60	23		0:42:56.05	+0:03:37.80
22	45	JONNIER Morgane Rossignol Factory Team	 FRA.1990.22559	0:04:29.75 0:15:34.75	20 22	0:09:39.08	26	0:08:45.20	22	0:04:27.98	27		0:42:56.76	+0:03:38.51
23	204	TAYLOR Chloe	 GBR.1998.23462	0:04:30.65 0:15:27.81	21 19	0:09:55.21	35	0:08:42.08	18	0:04:28.03	28		0:43:03.78	+0:03:45.53
24	205	BATTISTA Laura	 AUS.1988.22132	0:04:34.27 0:15:34.86	28 23	0:09:39.90	28	0:08:57.50	32	0:04:22.38	21		0:43:08.91	+0:03:50.66
25	47	LAWRENCE Kate Yeti / Fox Factory Team	 USA.1998.27745	0:04:45.76 0:15:24.56	37 16	0:09:31.80	21	0:09:03.80	33	0:04:24.11	22		0:43:10.03	+0:03:51.78
26	50	WIEDENROTH Sofia Specialized Racing	 GER.1995.24544	0:04:36.90 0:15:44.94	30 29	0:09:34.04	22	0:08:53.30	28	0:04:29.65	31		0:43:18.83	+0:04:00.58
27	52	GEHRIG Carolin Norco Factory Team	 SUI.1987.21665	0:04:32.43 0:15:40.25	25 26	0:09:51.55	33	0:08:45.63	23	0:04:29.30	30		0:43:19.16	+0:04:00.91
28	213	NEWKIRK Anna	 USA.2001.25192	0:04:34.83 0:15:42.78	29 27	0:09:45.48	29	0:08:48.37	25	0:04:29.78	32		0:43:21.24	+0:04:02.99
29	210	RUTZ Lea Salome	 SUI.1995.33389	0:04:42.07 0:15:38.96	33 25	0:09:47.62	32	0:08:52.32	27	0:04:20.55	18		0:43:21.52	+0:04:03.27



RESULTS OVERALL

Pos	Plate	Name Team	Nat EWS number	Stage 1 PRO Stage 5Q	Pos Pos	Stage 2	Pos	Stage 3	Pos	Stage 4	Pos	Penalties	Time	Gap
WOMEN														
30	40	STONE Jessica	 GBR.1990.32154	0:04:20.70 0:16:23.78	13 33	0:09:16.67	17	0:08:47.55	24	0:04:33.92	33		0:43:22.62	+0:04:04.37
31	203	HENDERSON Polly	 GBR.2001.22368	0:04:27.65 0:15:56.16	19 31	0:09:45.93	31	0:08:54.54	31	0:04:27.02	25		0:43:31.30	+0:04:13.05
32	225	REY Charlotte Tribe Pyrenees Gravity	 FRA.2000.31025	0:04:58.53 0:15:43.41	45 28	0:09:36.05	25	0:08:53.54	29	0:04:28.92	29		0:43:40.45	+0:04:22.20
33	53	SCHICK Lucy Norco Factory Team	 CAN.2000.23447	0:04:33.27 0:16:26.26	27 35	0:09:35.77	24	0:08:50.80	26	0:04:26.57	24		0:43:52.67	+0:04:34.42
34	51	GEHRIG Anita Norco Factory Team	 SUI.1987.21718	0:04:45.31 0:15:57.47	36 32	0:09:55.12	34	0:09:04.77	34	0:04:37.46	34		0:44:20.13	+0:05:01.88
35	217	YUSTO SANCHEZ Sara	 ESP.2000.39157	0:04:31.98 0:16:25.57	23 34	0:09:45.85	30	0:09:17.00	37	0:04:44.19	39		0:44:44.59	+0:05:26.34
36	220	DILLON Sian	 GBR.1994.35457	0:04:43.70 0:16:34.28	35 36	0:10:22.26	39	0:09:17.93	39	0:04:45.05	40		0:45:43.22	+0:06:24.97
37	215	HOVORKA Anja	 SUI.1989.37532	0:04:49.97 0:16:38.88	41 37	0:10:17.50	37	0:09:17.73	38	0:04:42.45	37		0:45:46.53	+0:06:28.28
38	214	DAVIDSSON Elina	 SWE.2001.38290	0:04:53.98 0:16:42.79	44 38	0:10:47.20	42	0:09:13.85	36	0:04:40.15	35		0:46:17.97	+0:06:59.72
39	224	MCKIRDY Angeline	 CAN.1992.23461	0:04:52.05 0:16:46.48	42 39	0:10:35.29	40	0:09:36.97	41	0:04:47.31	41		0:46:38.10	+0:07:19.85
40	219	RING Filippa	 SWE.1990.39267	0:04:53.48 0:16:52.37	43 40	0:10:53.03	43	0:09:26.65	40	0:04:40.19	36		0:46:45.72	+0:07:27.47
41	222	SAVELLI Irene	 ITA.1992.22163	0:04:40.50 0:16:53.62	32 41	0:10:36.28	41	0:09:48.63	42	0:04:51.88	42		0:46:50.91	+0:07:32.66




RESULTS OVERALL

Pos	Plate	Name Team	Nat EWS number	Stage 1PRO Stage 5Q	Pos Pos	Stage 2	Pos	Stage 3	Pos	Stage 4	Pos	Penalties	Time	Gap
WOMEN														
42	226	LONG Julia	 CAN.1999.22029	0:04:47.93 0:18:20.98	39 44	0:10:18.90	38	0:09:10.32	35	0:04:43.38	38		0:47:21.51	+0:08:03.26
43	218	MASIP IBANEZ Ares	 ESP.1995.36074	0:05:10.07 0:17:13.79	46 42	0:10:54.27	45	0:09:53.19	44	0:04:54.68	43		0:48:06.00	+0:08:47.75
44	216	JOHNSEN Jonna	 DEN.1992.27207	0:04:49.25 0:17:56.42	40 43	0:10:53.27	44	0:09:52.48	43	0:05:06.92	44		0:48:38.34	+0:09:20.09
45	221	JENSEN Kaia	 USA.2000.26157	0:05:28.28 0:18:27.41	47 45	0:12:12.25	46	0:10:25.60	45	0:05:22.02	45		0:51:55.56	+0:12:37.31
DNF	55	STEINTHALER Hanna Cube Action Team	 AUT.1997.40424	0:04:45.88	38	0:09:56.94	36							
DNF	206	ELLECOSTA Nadine Abetone FullOut Gravity	 ITA.1999.25437	0:04:26.48	18	0:21:07.46	47							
DNS	223	MARCELLINI Alia Fulgur Factory Team Valdinievole	 ITA.1991.25182											
DNS	348	HOGIE Abigail	 USA.1998.35802											

WOMEN | Master 35+

1	232	PAULIN Louise Margareta Ibis Enduro Team	 SWE.1978.21619	0:04:36.65 0:15:38.15	2 2	<u>0:09:41.31</u>	1	<u>0:08:46.63</u>	1	<u>0:04:22.25</u>	1		0:43:04.99	
2	233	NESTLEROVA Fejola Stepanka	 CZE.1985.21761	<u>0:04:31.02</u> 0:15:33.74	1 1	0:09:46.83	2	0:09:05.35	2	0:04:29.77	2		0:43:26.71	+0:00:21.72

RESULTS OVERALL

Pos	Plate	Name Team	Nat EWS number	Stage 1PRO Stage 5Q	Pos Pos	Stage 2	Pos	Stage 3	Pos	Stage 4	Pos	Penalties	Time	Gap
WOMEN Master 35+														
3	229	NEWELL Melissa	 NZL.1979.21458	0:04:51.29 0:16:54.00	3 3	0:10:39.64	3	0:09:41.62	3	0:04:51.43	4		0:46:57.98	+0:03:52.99
4	230	FILBY Maxine	 GBR.1980.36076	0:05:35.25 0:17:33.81	6 4	0:11:39.68	4	0:10:01.12	4	0:05:05.80	5		0:49:55.66	+0:06:50.67
5	227	MCCONNELOUG Mary	 USA.1971.22390	0:05:20.70 0:18:28.91	5 6	0:11:50.60	5	0:10:37.35	6	0:05:16.37	6		0:51:33.93	+0:08:28.94
6	228	CONTENTOANGELL Kristine	 USA.1979.33608	0:05:06.63 0:22:12.00	4 7	0:16:05.99	6	0:12:03.58	7	0:05:18.57	7		1:00:46.77	+0:17:41.78
7	231	THOMSEN Sandra Bohn	 DEN.1983.33584	0:11:22.18 0:18:08.73	7 5	0:18:37.65	7	0:10:10.02	5	0:04:47.80	3		1:03:06.38	+0:20:01.39
WOMEN Under 21														
1	238	LAN Emmy Norco Factory Team	 CAN.2004.33463	0:04:37.48 <u>0:15:36.53</u>	2 1	<u>0:09:35.50</u>	1	<u>0:08:54.58</u>	1	<u>0:04:25.57</u>	1		0:43:09.66	
2	237	RIVA Sophie	 ITA.2003.33949	<u>0:04:36.22</u> 0:15:45.58	1 2	0:09:52.38	2	0:08:55.43	2	0:04:31.35	2		0:43:40.96	+0:00:31.30
3	236	BOUCHER Lily	 CAN.2004.40222	0:04:47.26 0:17:30.80	4 4	0:10:20.71	3	0:09:23.15	3	0:04:44.23	3		0:46:46.15	+0:03:36.49
4	234	MUIRHEAD Kalani	 NZL.2003.40226	0:04:45.54 0:17:28.61	3 3	0:10:52.15	4	0:09:32.92	4	0:04:59.58	4		0:47:38.80	+0:04:29.14

RESULTS OVERALL

Penalties details

Plate	Name	Penalty	Description	Location
160	PAREDES MORENO Jose	DSQ	Outside of course	S2

Statistics

Entries / Nations	Finished	DNF	DSQ	DNS	Weather	Temperature	Distance	Elevation
333 / 31	302	18	1	12	Partly Cloudy	25 °C	42 km	+1,180 m / -2,800 m

DNF: did not finish · DNS: did not start · DSQ: disqualified