


































## Stage 3 Results

Pos	Plate	Name Team	Nat EWS number	Sector 1	Pos	Sector 2	Pos	Penalties	Time	Gap
<b>MEN</b>										
1	3	<b>MELAMED Jesse</b> Rocky Mountain Race Face	 CAN.1992.21596	0:04:08.35	2	<u>0:02:49.48</u>	1		<b>0:06:57.83</b>	
2	2	<b>RUDE JR Richard</b> Yeti / Fox Factory Team	 USA.1995.21739	<u>0:04:07.82</u>	1	0:02:51.27	2		<b>0:06:59.09</b>	+0:00:01.26
3	21	<b>MASTERS Edward</b> Pivot Factory Racing	 NZL.1989.22590	0:04:09.78	3	0:02:56.27	6		<b>0:07:06.05</b>	+0:00:08.22
4	13	<b>MAES Martin</b> Orbea FOX Enduro Team	 BEL.1997.21636	0:04:13.08	5	0:02:56.17	5		<b>0:07:09.25</b>	+0:00:11.42
5	23	<b>LUCAS Cole</b> Ibis Enduro Team	 NZL.1998.23013	0:04:14.45	8	0:02:55.25	4		<b>0:07:09.70</b>	+0:00:11.87
6	22	<b>VERNER Rhys</b> Forbidden Synthesis	 CAN.1997.22407	0:04:17.62	20	0:02:52.93	3		<b>0:07:10.55</b>	+0:00:12.72
7	11	<b>LUKASIK Slawomir</b> Canyon CLLTV Dainese	 POL.1993.24876	0:04:12.75	4	0:02:58.75	10		<b>0:07:11.50</b>	+0:00:13.67
8	16	<b>MURRAY Charles</b> Specialized Racing	 NZL.1996.22752	0:04:17.65	21	0:02:56.60	7		<b>0:07:14.25</b>	+0:00:16.42
9	30	<b>PIGEON Hugo</b> Scott SR Suntour Enduro Team	 FRA.1996.23507	0:04:15.72	13	0:02:59.01	12		<b>0:07:14.73</b>	+0:00:16.90
10	37	<b>STUTTARD Mathew</b> Polygon Factory Racing	 GBR.1993.21661	0:04:15.17	10	0:02:59.75	16		<b>0:07:14.92</b>	+0:00:17.09
11	10	<b>WALKER Matthew</b> Pivot Factory Racing	 NZL.1990.21846	0:04:14.03	6	0:03:01.35	28		<b>0:07:15.38</b>	+0:00:17.55

## Stage 3 Results

Pos	Plate	Name Team	Nat EWS number	Sector 1	Pos	Sector 2	Pos	Penalties	Time	Gap
<b>MEN</b>										
12	5	<b>BORGES Jose</b> Canyon Collective	 POR.1990.21669	0:04:14.67	9	0:03:01.00	25		<b>0:07:15.67</b>	+0:00:17.84
13	18	<b>VIDAL Antoine</b> Commencal Les Orres Team	 FRA.2001.25035	0:04:17.12	16	0:02:59.03	13		<b>0:07:16.15</b>	+0:00:18.32
14	1	<b>MOIR Jack</b> Canyon Collective	 AUS.1994.33430	0:04:15.99	14	0:03:00.20	18		<b>0:07:16.19</b>	+0:00:18.36
15	33	<b>RUDEAU Alex</b> Commencal Enduro Project	 FRA.1996.25071	0:04:19.73	32	0:02:57.67	8		<b>0:07:17.40</b>	+0:00:19.57
16	31	<b>GAUVIN Remi</b> Rocky Mountain Race Face	 CAN.1992.21624	0:04:17.93	22	0:02:59.53	15		<b>0:07:17.46</b>	+0:00:19.63
17	15	<b>HEAP Elliott</b> Nukeproof SRAM Factory Racing	 GBR.1998.21783	0:04:19.68	31	0:02:58.07	9		<b>0:07:17.75</b>	+0:00:19.92
18	25	<b>BOOKER Daniel</b> Nukeproof SRAM Factory Racing	 AUS.1997.25378	0:04:17.15	17	0:03:00.66	20		<b>0:07:17.81</b>	+0:00:19.98
19	6	<b>TORDO Dimitri</b> Canyon Collective	 FRA.1993.21764	0:04:19.39	29	0:02:58.88	11		<b>0:07:18.27</b>	+0:00:20.44
20	59	<b>SECONDI Nathan</b> Fulgur Factory Team Valdinievole	 FRA.1999.22133	0:04:17.28	19	0:03:01.50	29		<b>0:07:18.78</b>	+0:00:20.95
21	58	<b>VEZINA Mckay</b> Giant Factory Off-Road	 CAN.1995.21632	0:04:14.30	7	0:03:04.88	43		<b>0:07:19.18</b>	+0:00:21.35
22	24	<b>GRAHAM Innes</b>	 GBR.1996.35188	0:04:15.27	11	0:03:04.42	39		<b>0:07:19.69</b>	+0:00:21.86












## Stage 3 Results

Pos	Plate	Name Team	Nat EWS number	Sector 1	Pos	Sector 2	Pos	Penalties	Time	Gap
<b>MEN</b>										
23	34	<b>JEANDEL Louis</b> Commencal Enduro Project	 FRA.1998.22140	0:04:18.90	25	0:03:00.89	23		<b>0:07:19.79</b>	+0:00:21.96
24	114	<b>CARBALLO GONZALEZ Edgar</b> Orbea FOX Enduro Team	 ESP.1988.30531	0:04:19.22	28	0:03:00.71	21		<b>0:07:19.93</b>	+0:00:22.10
25	28	<b>PERSAK Vid</b> Orbea FOX Enduro Team	 SLO.1996.22810	0:04:19.05	27	0:03:01.00	25		<b>0:07:20.05</b>	+0:00:22.22
26	60	<b>CAMOIN Francesco</b> Specialized Racing	 FRA.2001.23545	0:04:17.20	18	0:03:03.05	36		<b>0:07:20.25</b>	+0:00:22.42
27	32	<b>LARBEOU Guillaume</b> Commencal Enduro Project	 FRA.1994.25575	0:04:20.60	35	0:02:59.84	17		<b>0:07:20.44</b>	+0:00:22.61
28	27	<b>TEXTOR Christian</b> Team BULLS	 GER.1990.22845	0:04:19.75	33	0:03:00.72	22		<b>0:07:20.47</b>	+0:00:22.64
29	72	<b>KANGAS Oliwer</b> SWE.1992.33903	 SWE.1992.33903	0:04:18.58	24	0:03:02.00	31		<b>0:07:20.58</b>	+0:00:22.75
30	29	<b>CALLAGHAN Gregory</b> Devinci Global Racing	 IRL.1991.21827	0:04:17.93	22	0:03:02.67	34		<b>0:07:20.60</b>	+0:00:22.77
31	4	<b>MIQUEL Kevin</b> Specialized Racing	 FRA.1991.21704	0:04:15.67	12	0:03:05.18	45		<b>0:07:20.85</b>	+0:00:23.02
32	7	<b>JOHANSEN Zakarias</b> Ibis Enduro Team	 SWE.1992.21863	0:04:21.40	38	0:02:59.47	14		<b>0:07:20.87</b>	+0:00:23.04
33	80	<b>PAULHAN Romain</b> Santa Cruz X SRAM	 FRA.1988.22706	0:04:18.92	26	0:03:02.28	32		<b>0:07:21.20</b>	+0:00:23.37













## Stage 3 Results

Pos	Plate	Name Team	Nat EWS number	Sector 1	Pos	Sector 2	Pos	Penalties	Time	Gap
<b>MEN</b>										
34	78	<b>HILL Samuel</b> Nukeproof SRAM Factory Racing	AUS.1985.21775	0:04:22.57	43	0:03:00.65	19		<b>0:07:23.22</b>	+0:00:25.39
35	26	<b>MENZIES Jack</b>	CAN.2001.22519	0:04:21.65	39	0:03:01.70	30		<b>0:07:23.35</b>	+0:00:25.52
36	77	<b>KRASNY Carter</b>	CAN.1999.22027	0:04:21.73	40	0:03:02.52	33		<b>0:07:24.25</b>	+0:00:26.42
37	35	<b>LUTHI Patrick</b>	SUI.1992.22607	0:04:23.73	48	0:03:01.07	27		<b>0:07:24.80</b>	+0:00:26.97
38	96	<b>FRANCARDO Tommaso</b>	ITA.1997.22813	0:04:24.67	56	0:03:00.90	24		<b>0:07:25.57</b>	+0:00:27.74
39	138	<b>WILDHABER Gustav</b> Cube Action Team	SUI.1988.21848	0:04:21.28	37	0:03:04.95	44		<b>0:07:26.23</b>	+0:00:28.40
40	74	<b>MENJOU Irene</b> Sunn French Connexion By Alpe D'Huez	FRA.1995.22122	0:04:20.25	34	0:03:06.56	50		<b>0:07:26.81</b>	+0:00:28.98
41	68	<b>CONNELL Joseph</b> Orange Factory Racing	GBR.1994.21745	0:04:22.90	44	0:03:03.93	38		<b>0:07:26.83</b>	+0:00:29.00
42	118	<b>RAIMONDI Matteo</b>	ITA.1995.22277	0:04:20.80	36	0:03:06.52	49		<b>0:07:27.32</b>	+0:00:29.49
43	66	<b>WALL Evan</b> Devinci Global Racing	CAN.1999.23531	0:04:24.62	54	0:03:02.83	35		<b>0:07:27.45</b>	+0:00:29.62
44	116	<b>GRANT Kelan</b> Nukeproof SRAM Factory Racing	IRL.1993.21773	0:04:21.79	41	0:03:07.10	51		<b>0:07:28.89</b>	+0:00:31.06












## Stage 3 Results

Pos	Plate	Name Team	Nat EWS number	Sector 1	Pos	Sector 2	Pos	Penalties	Time	Gap
<b>MEN</b>										
45	14	<b>DENIAUD Youn</b> Giant Factory Off-Road	 FRA.1996.22994	0:04:16.31	15	0:03:13.75	85		<b>0:07:30.06</b>	+0:00:32.23
46	81	<b>HEINIGER Nils</b>	 NZL.1999.25218	0:04:19.67	30	0:03:10.58	68		<b>0:07:30.25</b>	+0:00:32.42
47	173	<b>BERTA Matteo</b>	 ITA.1995.21891	0:04:23.85	49	0:03:06.43	47		<b>0:07:30.28</b>	+0:00:32.45
48	19	<b>VENDEMMIA Mirco</b> Cannondale Enduro	 ITA.1998.21871	0:04:26.80	67	0:03:03.75	37		<b>0:07:30.55</b>	+0:00:32.72
49	101	<b>DRACH Torben</b> RAAW // Levelnine Gravity	 GER.1998.22419	0:04:23.28	45	0:03:07.40	53		<b>0:07:30.68</b>	+0:00:32.85
50	64	<b>WATSON Corey</b> Nukeproof SRAM Factory Racing	 GBR.1999.35483	0:04:26.75	66	0:03:04.50	40		<b>0:07:31.25</b>	+0:00:33.42
51	95	<b>PROCHYRA Jordan</b>	 AUS.1994.21674	0:04:21.82	42	0:03:09.58	62		<b>0:07:31.40</b>	+0:00:33.57
52	61	<b>GARAY TAMAYO Iago</b> Santa Cruz X SRAM	 ESP.1991.21707	0:04:24.53	53	0:03:07.25	52		<b>0:07:31.78</b>	+0:00:33.95
53	63	<b>STONE Brady</b> Polygon Factory Racing	 NZL.2000.23119	0:04:24.62	54	0:03:07.43	54		<b>0:07:32.05</b>	+0:00:34.22
54	84	<b>SMITH Joseph</b>	 GBR.1990.37383	0:04:23.50	46	0:03:08.75	59		<b>0:07:32.25</b>	+0:00:34.42
55	90	<b>BRATSCHI Tim</b>	 SUI.1988.23005	0:04:28.80	79	0:03:04.85	42		<b>0:07:33.65</b>	+0:00:35.82













## Stage 3 Results

Pos	Plate	Name Team	Nat EWS number	Sector 1	Pos	Sector 2	Pos	Penalties	Time	Gap
<b>MEN</b>										
56	82	<b>MOORE Thomas</b>	 GBR.1994.33293	0:04:27.52	72	0:03:06.45	48		<b>0:07:33.97</b>	+0:00:36.14
57	86	<b>BLAHA Vojtech</b>	 CZE.1999.22684	0:04:26.22	65	0:03:07.78	56		<b>0:07:34.00</b>	+0:00:36.17
58	75	<b>MORGAN Myles</b>	 USA.2001.24399	0:04:29.63	84	0:03:04.54	41		<b>0:07:34.17</b>	+0:00:36.34
59	117	<b>MYSIK Milan</b>	 CZE.1993.22051	0:04:24.10	51	0:03:10.88	72		<b>0:07:34.98</b>	+0:00:37.15
60	108	<b>RONZON Erwin</b>	 ITA.1997.21868	0:04:27.75	73	0:03:07.65	55		<b>0:07:35.40</b>	+0:00:37.57
61	69	<b>EBDON Jake</b>	 GBR.2001.32703	0:04:25.27	58	0:03:10.83	71		<b>0:07:36.10</b>	+0:00:38.27
61	76	<b>WARNET Manu</b>	 NED.2001.26267	0:04:23.60	47	0:03:12.50	79		<b>0:07:36.10</b>	+0:00:38.27
63	129	<b>PFEIL Max</b>	 GER.1998.27442	0:04:27.25	69	0:03:09.43	61		<b>0:07:36.68</b>	+0:00:38.85
64	36	<b>SCOTT Mark</b> Santa Cruz X SRAM	 GBR.1993.21714	0:04:23.97	50	0:03:13.10	83		<b>0:07:37.07</b>	+0:00:39.24
65	125	<b>BLINKINSOP Samuel</b> Norco Factory Team	 NZL.1988.22530	0:04:25.88	62	0:03:12.05	77		<b>0:07:37.93</b>	+0:00:40.10
66	62	<b>STORR Alex</b> Forbidden Synthesis	 GBR.2001.31009	0:04:26.10	64	0:03:11.88	76		<b>0:07:37.98</b>	+0:00:40.15
67	85	<b>BOX Archie</b>	 GBR.1998.23201	0:04:28.40	77	0:03:09.83	63		<b>0:07:38.23</b>	+0:00:40.40

## Stage 3 Results












Pos	Plate	Name Team	Nat EWS number	Sector 1	Pos	Sector 2	Pos	Penalties	Time	Gap
<b>MEN</b>										
68	128	<b>HARRIS Bradley</b> Theory Racing p/b ProBikeKit	 NZL.2001.27637	0:04:24.23	52	0:03:14.23	92		<b>0:07:38.46</b>	+0:00:40.63
69	164	<b>LUPATO Denny</b>	 ITA.1992.22852	0:04:25.88	62	0:03:13.33	84		<b>0:07:39.21</b>	+0:00:41.38
70	91	<b>NOBLE Josh</b>	 GBR.2001.25619	0:04:28.35	76	0:03:10.90	73		<b>0:07:39.25</b>	+0:00:41.42
71	71	<b>BLAIR Lachlan</b> Orange Factory Racing	 GBR.1995.21426	0:04:30.64	92	0:03:09.00	60		<b>0:07:39.64</b>	+0:00:41.81
72	105	<b>HEBERT Ambroise</b>	 FRA.1993.21934	0:04:25.67	61	0:03:14.00	90		<b>0:07:39.67</b>	+0:00:41.84
73	123	<b>LANI Martino</b>	 ITA.2001.22164	0:04:33.88	111	0:03:06.00	46		<b>0:07:39.88</b>	+0:00:42.05
74	107	<b>HAMMOND Chubbie</b>	 GBR.1996.37418	0:04:30.48	90	0:03:09.85	64		<b>0:07:40.33</b>	+0:00:42.50
75	103	<b>CROZ Romain</b>	 FRA.1996.37161	0:04:27.40	71	0:03:12.95	82		<b>0:07:40.35</b>	+0:00:42.52
76	94	<b>IENZER Emeric</b> Scott SR Suntour Enduro Team	 FRA.1999.31862	0:04:29.72	86	0:03:10.79	70		<b>0:07:40.51</b>	+0:00:42.68
77	100	<b>LARSSON Adam</b>	 SWE.2000.30837	0:04:30.31	89	0:03:10.57	67		<b>0:07:40.88</b>	+0:00:43.05
78	67	<b>ROPELATO Mitch</b> Cannondale Enduro	 USA.1992.22734	0:04:29.65	85	0:03:11.32	74		<b>0:07:40.97</b>	+0:00:43.14

## Stage 3 Results





Pos	Plate	Name Team	Nat EWS number	Sector 1	Pos	Sector 2	Pos	Penalties	Time	Gap
<b>MEN</b>										
79	102	<b>KNAPEC Martin</b>	 SVK.1994.26017	0:04:25.17	57	0:03:15.88	99		<b>0:07:41.05</b>	+0:00:43.22
80	119	<b>PESENTI Marcello</b>	 ITA.1994.21853	0:04:27.28	70	0:03:13.89	88		<b>0:07:41.17</b>	+0:00:43.34
81	146	<b>DALPIAN Davide</b>	 ITA.1997.21865	0:04:32.88	103	0:03:08.36	58		<b>0:07:41.24</b>	+0:00:43.41
82	122	<b>MILLE Thimote</b>	 FRA.2001.31623	0:04:28.74	78	0:03:12.61	80		<b>0:07:41.35</b>	+0:00:43.52
83	98	<b>JANSER Robin</b> Swiss Enduro Team by Giant	 SUI.2000.25837	0:04:28.80	79	0:03:12.67	81		<b>0:07:41.47</b>	+0:00:43.64
84	132	<b>SZYMCZUK Lukasz</b>	 POL.1995.23313	0:04:30.30	88	0:03:11.80	75		<b>0:07:42.10</b>	+0:00:44.27
85	145	<b>NEWELL Jake</b>	 AUS.1993.24612	0:04:32.40	101	0:03:10.10	65		<b>0:07:42.50</b>	+0:00:44.67
86	89	<b>FRESQUET Axel</b> Tribe Pyrenees Gravity	 FRA.1998.23081	0:04:32.24	100	0:03:10.76	69		<b>0:07:43.00</b>	+0:00:45.17
87	342	<b>CHARVAT Matej</b>	 CZE.1985.30440	0:04:32.88	103	0:03:10.19	66		<b>0:07:43.07</b>	+0:00:45.24
88	131	<b>BERNET Jonas</b>	 SUI.1994.33390	0:04:29.20	82	0:03:14.25	93		<b>0:07:43.45</b>	+0:00:45.62
89	93	<b>SCOTT Riley</b>	 GBR.2000.38625	0:04:27.05	68	0:03:16.62	101		<b>0:07:43.67</b>	+0:00:45.84
90	133	<b>CAVAYE Andrew</b>	 AUS.1996.24678	0:04:25.50	60	0:03:18.32	113		<b>0:07:43.82</b>	+0:00:45.99



## Stage 3 Results

Pos	Plate	Name Team	Nat EWS number	Sector 1	Pos	Sector 2	Pos	Penalties	Time	Gap
<b>MEN</b>										
91	200	<b>MURRAY Craig</b>	 NZL.1998.36172	0:04:30.23	87	0:03:14.00	90		<b>0:07:44.23</b>	+0:00:46.40
92	187	<b>WALCH Lucas</b>	 NZL.1996.23524	0:04:30.49	91	0:03:13.80	86		<b>0:07:44.29</b>	+0:00:46.46
93	130	<b>OMDAL Oskar</b>	 NOR.2000.32277	0:04:36.58	125	0:03:08.10	57		<b>0:07:44.68</b>	+0:00:46.85
94	169	<b>FEJER Max</b> Team Dorrong Enduro	 AUT.2000.21703	0:04:29.10	81	0:03:15.87	98		<b>0:07:44.97</b>	+0:00:47.14
95	65	<b>GALLAGHER Christopher</b>	 GBR.1993.23014	0:04:28.13	75	0:03:16.87	103		<b>0:07:45.00</b>	+0:00:47.17
96	142	<b>RENZ Daniel</b>	 GER.1996.26028	0:04:32.97	105	0:03:12.45	78		<b>0:07:45.42</b>	+0:00:47.59
97	92	<b>GALY Theo</b> Sunn French Connexion By Alpe D'Huez	 FRA.1990.21691	0:04:27.91	74	0:03:17.59	107		<b>0:07:45.50</b>	+0:00:47.67
98	110	<b>ESCUДИER Thomas</b>	 FRA.1991.21945	0:04:31.77	93	0:03:13.86	87		<b>0:07:45.63</b>	+0:00:47.80
99	152	<b>LAMBERT Louis</b> Hotlines Nukeproof Racing	 FRA.1999.37231	0:04:33.33	106	0:03:14.26	95		<b>0:07:47.59</b>	+0:00:49.76
100	156	<b>LEONHARDT Konstantin</b>	 GER.1996.35481	0:04:33.57	107	0:03:14.25	93		<b>0:07:47.82</b>	+0:00:49.99
101	157	<b>RYAN Cameron</b>	 AUS.1995.23609	0:04:32.00	95	0:03:16.78	102		<b>0:07:48.78</b>	+0:00:50.95

## Stage 3 Results

Pos	Plate	Name Team	Nat EWS number	Sector 1	Pos	Sector 2	Pos	Penalties	Time	Gap
<b>MEN</b>										
102	135	MUELLER Igor	 SUI.1996.22665	0:04:33.98	112	0:03:15.05	97		<b>0:07:49.03</b>	+0:00:51.20
103	153	MARI MARI Mariano	 ESP.1997.22453	0:04:32.72	102	0:03:16.53	100		<b>0:07:49.25</b>	+0:00:51.42
104	109	LEBERT Alexis	 FRA.1993.22060	0:04:29.40	83	0:03:20.15	116		<b>0:07:49.55</b>	+0:00:51.72
105	120	MOROTTI Hugo	 FRA.2000.24522	0:04:32.15	98	0:03:17.47	105		<b>0:07:49.62</b>	+0:00:51.79
106	124	PELISSERO Simone	 ITA.2001.21940	0:04:32.07	96	0:03:17.83	108		<b>0:07:49.90</b>	+0:00:52.07
107	177	LOEFFLER Christian	 GER.1993.23169	0:04:31.77	93	0:03:18.16	111		<b>0:07:49.93</b>	+0:00:52.10
108	144	WALSH Sam	 AUS.2000.24527	0:04:36.67	126	0:03:14.37	96		<b>0:07:51.04</b>	+0:00:53.21
109	112	MIHALKOVITS Peter	 AUT.1993.23608	0:04:37.16	131	0:03:13.89	88		<b>0:07:51.05</b>	+0:00:53.22
110	97	HUTCHENS Chris	 GBR.1989.22999	0:04:33.69	109	0:03:17.96	110		<b>0:07:51.65</b>	+0:00:53.82
111	104	WILSON Thomas Orange Factory Racing	 GBR.2000.22553	0:04:35.86	121	0:03:17.54	106		<b>0:07:53.40</b>	+0:00:55.57
112	111	HAMILTON Connor	 NZL.1996.24882	0:04:33.60	108	0:03:20.00	115		<b>0:07:53.60</b>	+0:00:55.77
113	143	MAGGS David	 AUS.1996.23408	0:04:37.05	130	0:03:16.97	104		<b>0:07:54.02</b>	+0:00:56.19


## Stage 3 Results

Pos	Plate	Name Team	Nat EWS number	Sector 1	Pos	Sector 2	Pos	Penalties	Time	Gap
<b>MEN</b>										
114	161	<b>ROSSI Saben</b>	 USA.1985.23371	0:04:33.83	110	0:03:20.37	118		<b>0:07:54.20</b>	+0:00:56.37
115	188	<b>WILLNER Nick</b>	 GER.1999.22551	0:04:36.17	123	0:03:18.33	114		<b>0:07:54.50</b>	+0:00:56.67
116	150	<b>BERRY Matthew</b>	 NZL.2000.23138	0:04:34.37	116	0:03:20.15	116		<b>0:07:54.52</b>	+0:00:56.69
117	174	<b>VOTH Laurin</b> Propain Factory Enduro	 GER.2000.25451	0:04:35.38	119	0:03:20.60	120		<b>0:07:55.98</b>	+0:00:58.15
118	168	<b>OPPLIGER Timothee</b>	 SUI.1992.21701	0:04:38.10	132	0:03:18.18	112		<b>0:07:56.28</b>	+0:00:58.45
119	99	<b>TOOKE Jacob</b>	 CAN.1999.22078	0:04:36.02	122	0:03:20.51	119		<b>0:07:56.53</b>	+0:00:58.70
120	134	<b>BAILLIF Florent</b>	 SUI.1998.32580	0:04:32.20	99	0:03:24.37	137		<b>0:07:56.57</b>	+0:00:58.74
121	194	<b>BLACHERE Nans</b>	 FRA.1989.37519	0:04:38.74	133	0:03:17.90	109		<b>0:07:56.64</b>	+0:00:58.81
122	165	<b>LUPATO Alex</b>	 ITA.1989.22851	0:04:34.35	114	0:03:24.08	136		<b>0:07:58.43</b>	+0:01:00.60
123	115	<b>COSTA GRAELL Pau</b>	 ESP.2001.25006	0:04:36.85	128	0:03:21.60	123		<b>0:07:58.45</b>	+0:01:00.62
124	121	<b>FILIPPI Mirko</b>	 ITA.2001.26043	0:04:35.20	118	0:03:23.73	132		<b>0:07:58.93</b>	+0:01:01.10
125	151	<b>PERISSE Elouan</b> Hotlines Nukeproof Racing	 FRA.2001.34083	0:04:34.20	113	0:03:25.25	139		<b>0:07:59.45</b>	+0:01:01.62



## Stage 3 Results

Pos	Plate	Name Team	Nat EWS number	Sector 1	Pos	Sector 2	Pos	Penalties	Time	Gap
<b>MEN</b>										
126	171	<b>GROTTI Nicola</b> Abetone FullOut Gravity	 ITA.2000.21925	0:04:34.36	115	0:03:25.57	141		<b>0:07:59.93</b>	+0:01:02.10
127	136	<b>SCHWENK Robert</b>	 GER.1994.23041	0:04:36.20	124	0:03:24.03	134		<b>0:08:00.23</b>	+0:01:02.40
128	149	<b>RYAN Fergus</b>	 GBR.1993.22458	0:04:36.80	127	0:03:23.63	128		<b>0:08:00.43</b>	+0:01:02.60
129	158	<b>WOLFE Daniel</b> Polygon Factory Racing	 IRL.1988.22250	0:04:32.09	97	0:03:29.38	153		<b>0:08:01.47</b>	+0:01:03.64
130	182	<b>BISSON Zian</b>	 FRA.2000.26059	0:04:35.15	117	0:03:27.13	146		<b>0:08:02.28</b>	+0:01:04.45
131	155	<b>ENNIS Ross</b>	 IRL.2001.25954	0:04:36.93	129	0:03:25.42	140		<b>0:08:02.35</b>	+0:01:04.52
132	183	<b>GONDOUIN Antoine</b>	 FRA.1997.27800	0:04:38.77	134	0:03:23.68	131		<b>0:08:02.45</b>	+0:01:04.62
133	195	<b>COURMES Tristan</b>	 FRA.1989.33929	0:04:39.87	140	0:03:23.05	126		<b>0:08:02.92</b>	+0:01:05.09
134	176	<b>DIEU Antonio</b>	 FRA.1989.26701	0:04:39.43	137	0:03:23.67	130		<b>0:08:03.10</b>	+0:01:05.27
135	113	<b>JENSEN Henrik</b>	 GBR.1998.25933	0:04:42.25	149	0:03:20.88	121		<b>0:08:03.13</b>	+0:01:05.30
136	172	<b>SACCON Matteo</b> Abetone FullOut Gravity	 ITA.2000.21866	0:04:41.13	145	0:03:23.65	129		<b>0:08:04.78</b>	+0:01:06.95
137	154	<b>DERKUM Christian</b> RAAW // Levelnine Gravity	 GER.1991.23043	0:04:41.56	147	0:03:23.47	127		<b>0:08:05.03</b>	+0:01:07.20













## Stage 3 Results

Pos	Plate	Name Team	Nat EWS number	Sector 1	Pos	Sector 2	Pos	Penalties	Time	Gap
<b>MEN</b>										
138	181	DEMUYLDER Jonas	 BEL.1997.25196	0:04:39.77	139	0:03:25.90	143		0:08:05.67	+0:01:07.84
139	185	HUTH Nejc Robin	 SLO.1990.24460	0:04:42.30	150	0:03:23.93	133		0:08:06.23	+0:01:08.40
140	199	BRADSHAW Tom	 NZL.1993.24526	0:04:40.89	143	0:03:25.85	142		0:08:06.74	+0:01:08.91
141	196	FURLANI Gialuca	 ITA.1999.39383	0:04:43.00	151	0:03:24.51	138		0:08:07.51	+0:01:09.68
142	201	JONSSON Sharjah	 RSA.1999.22749	0:04:38.81	135	0:03:28.87	152		0:08:07.68	+0:01:09.85
143	147	BROWN Chris	 IRL.1995.33325	0:04:46.52	155	0:03:21.28	122		0:08:07.80	+0:01:09.97
144	106	HURLEY Joshua	 GBR.1995.27543	0:04:39.12	136	0:03:28.85	151		0:08:07.97	+0:01:10.14
145	162	COULTHARD Aidan	 GBR.1996.33292	0:04:42.24	148	0:03:26.13	144		0:08:08.37	+0:01:10.54
146	189	CLAUDI Julian RDN Racing	 GER.1999.33500	0:04:44.47	153	0:03:24.05	135		0:08:08.52	+0:01:10.69
147	184	DODINO Giacomo WeRide Racing Team	 ITA.1994.22466	0:04:40.60	141	0:03:28.68	150		0:08:09.28	+0:01:11.45
148	179	LETAK Petr	 CZE.1993.23009	0:04:41.52	146	0:03:28.50	148		0:08:10.02	+0:01:12.19
149	202	NAGATA Junya	 JPN.1988.26455	0:04:41.00	144	0:03:29.78	154		0:08:10.78	+0:01:12.95













## Stage 3 Results

Pos	Plate	Name Team	Nat EWS number	Sector 1	Pos	Sector 2	Pos	Penalties	Time	Gap
<b>MEN</b>										
150	175	<b>OLSEN Eric</b>	 USA.1999.25103	0:04:43.68	152	0:03:27.75	147		<b>0:08:11.43</b>	+0:01:13.60
151	87	<b>CARROLL Gavin</b>	 IRL.1993.35848	0:04:50.53	157	0:03:22.50	124		<b>0:08:13.03</b>	+0:01:15.20
152	198	<b>MARCHESE Francesco</b>	 ITA.2000.32885	0:04:46.20	154	0:03:27.02	145		<b>0:08:13.22</b>	+0:01:15.39
153	191	<b>BROWNLIE Samuel</b>	 AUS.1992.25324	0:04:51.20	159	0:03:22.60	125		<b>0:08:13.80</b>	+0:01:15.97
154	140	<b>KARDINAR Petrik</b>	 GER.1989.36539	0:04:35.73	120	0:03:38.50	156		<b>0:08:14.23</b>	+0:01:16.40
155	163	<b>HASSFELD Joel</b>	 GER.1998.33907	0:04:40.85	142	0:03:35.04	155		<b>0:08:15.89</b>	+0:01:18.06
156	193	<b>CHAUVET Cesar</b>	 FRA.1995.34851	0:04:50.87	158	0:03:28.51	149		<b>0:08:19.38</b>	+0:01:21.55
157	137	<b>SWANBECK Daniel</b>	 SWE.1990.32435	0:04:25.32	59	0:04:00.18	159		<b>0:08:25.50</b>	+0:01:27.67
158	192	<b>BARTON Oliver</b>	 GBR.1990.33513	0:04:58.60	160	0:03:42.48	158		<b>0:08:41.08</b>	+0:01:43.25
159	178	<b>STEFANSSON Jonas</b>	 ISL.1988.22287	0:05:04.38	161	0:03:39.18	157		<b>0:08:43.56</b>	+0:01:45.73
160	127	<b>LAMBERT Pierre</b> Hotlines Nukeproof Racing	 FRA.1999.36939	0:04:39.55	138	0:05:24.85	160		<b>0:10:04.40</b>	+0:03:06.57
161	148	<b>LANDMARK Ola Javold</b>	 NOR.1999.25289	0:04:50.14	156	0:11:20.60	161		<b>0:16:10.74</b>	+0:09:12.91

## Stage 3 Results













Pos	Plate	Name Team	Nat EWS number	Sector 1	Pos	Sector 2	Pos	Penalties	Time	Gap
<b>MEN   Master 35+</b>										
1	343	FRUET Martino	 ITA.1977.22431	0:04:32.10	1	0:03:12.97	1		0:07:45.07	
2	345	AUSTERMUHLE Ian	 GBR.1980.21590	0:04:32.41	2	0:03:15.75	4		0:07:48.16	+0:00:03.09
3	338	VANER Jan	 CZE.1983.22385	0:04:33.45	4	0:03:15.34	3		0:07:48.79	+0:00:03.72
4	344	EDGWORTH Scott	 GBR.1980.52475	0:04:32.62	3	0:03:19.00	5		0:07:51.62	+0:00:06.55
5	347	AMOUR Karim BH Enduro Racing Team	 FRA.1975.21696	0:04:37.78	5	0:03:15.00	2		0:07:52.78	+0:00:07.71
6	346	LAUDER Bradley	 NZL.1985.27531	0:04:38.38	6	0:03:25.07	9		0:08:03.45	+0:00:18.38
7	326	JOHNSEN Espen	 NOR.1980.22840	0:04:39.88	7	0:03:24.85	7		0:08:04.73	+0:00:19.66
8	332	CARREZ Cedric Lapierre Zipp Collective	 FRA.1978.23588	0:04:44.57	11	0:03:25.45	10		0:08:10.02	+0:00:24.95
9	313	CHANDLER Kane	 GBR.1985.21345	0:04:48.60	16	0:03:25.05	8		0:08:13.65	+0:00:28.58
10	305	NEUMANN Marcus	 GER.1987.23206	0:04:46.30	13	0:03:27.40	11		0:08:13.70	+0:00:28.63
11	323	KOLEV Ivan	 BUL.1981.22786	0:04:43.15	9	0:03:31.20	15		0:08:14.35	+0:00:29.28
12	310	ROSSA Damiano	 ITA.1984.37199	0:04:44.37	10	0:03:30.73	14		0:08:15.10	+0:00:30.03

## Stage 3 Results













Pos	Plate	Name Team	Nat EWS number	Sector 1	Pos	Sector 2	Pos	Penalties	Time	Gap
<b>MEN   Master 35+</b>										
13	335	<b>BRODERICK Michael</b>	 USA.1973.22376	0:04:42.25	8	0:03:34.42	20		<b>0:08:16.67</b>	+0:00:31.60
14	331	<b>CALVEZ Mathieu</b> Hotlines Nukeproof Racing	 FRA.1986.22152	0:04:49.10	17	0:03:29.05	12		<b>0:08:18.15</b>	+0:00:33.08
15	333	<b>HEIMEL Paul</b>	 AUT.1987.24509	0:04:46.37	14	0:03:32.87	17		<b>0:08:19.24</b>	+0:00:34.17
16	330	<b>BERNARD Guillaume</b>	 FRA.1983.22861	0:04:47.36	15	0:03:34.02	19		<b>0:08:21.38</b>	+0:00:36.31
17	325	<b>KULHAVY Radek</b>	 CZE.1984.25807	0:04:51.32	19	0:03:30.67	13		<b>0:08:21.99</b>	+0:00:36.92
18	336	<b>LOCHHEAD Andrew</b>	 GBR.1984.25456	0:04:50.12	18	0:03:32.51	16		<b>0:08:22.63</b>	+0:00:37.56
19	327	<b>EXENBERGER Kurt</b>	 AUT.1975.23045	0:04:45.33	12	0:03:39.32	26		<b>0:08:24.65</b>	+0:00:39.58
20	328	<b>SCOTT Darren</b>	 GBR.1971.22334	0:04:54.37	21	0:03:34.60	21		<b>0:08:28.97</b>	+0:00:43.90
21	318	<b>CIZINSKY Milan</b>	 CZE.1974.22018	0:04:55.37	23	0:03:36.83	22		<b>0:08:32.20</b>	+0:00:47.13
22	312	<b>BISHOP Daniel</b>	 GBR.1970.22823	0:04:54.65	22	0:03:37.63	24		<b>0:08:32.28</b>	+0:00:47.21
23	320	<b>FELLGETT Theo</b>	 GBR.1986.38997	0:04:54.35	20	0:03:39.18	25		<b>0:08:33.53</b>	+0:00:48.46
24	334	<b>GREENWOOD Daniel</b>	 GBR.1975.22552	0:05:00.83	31	0:03:33.22	18		<b>0:08:34.05</b>	+0:00:48.98















## Stage 3 Results

Pos	Plate	Name Team	Nat EWS number	Sector 1	Pos	Sector 2	Pos	Penalties	Time	Gap
<b>MEN   Master 35+</b>										
25	316	<b>BODEUX Xavier</b>	 BEL.1976.21936	0:05:00.95	32	0:03:37.03	23		<b>0:08:37.98</b>	+0:00:52.91
26	308	<b>MODESTI Dimitri</b>	 ITA.1975.25154	0:04:59.32	30	0:03:39.83	27		<b>0:08:39.15</b>	+0:00:54.08
27	307	<b>RIMONDO Matteo</b>	 ITA.1984.25677	0:04:57.32	27	0:03:43.75	29		<b>0:08:41.07</b>	+0:00:56.00
28	321	<b>REISER Christoph</b>	 GER.1986.25635	0:04:55.42	24	0:03:46.53	32		<b>0:08:41.95</b>	+0:00:56.88
29	324	<b>WARD Joe</b>	 IRL.1971.22541	0:05:01.07	33	0:03:42.17	28		<b>0:08:43.24</b>	+0:00:58.17
30	311	<b>SADLER Andy</b>	 GBR.1972.21595	0:04:56.52	25	0:03:48.28	33		<b>0:08:44.80</b>	+0:00:59.73
31	314	<b>MICHALEK Viktor</b>	 SVK.1980.35835	0:04:58.97	29	0:03:46.43	31		<b>0:08:45.40</b>	+0:01:00.33
32	317	<b>WINKLER Gabor</b>	 HUN.1974.22246	0:04:56.60	26	0:03:49.57	34		<b>0:08:46.17</b>	+0:01:01.10
33	319	<b>EICHINGER Christoph</b>	 GER.1980.39926	0:05:02.36	34	0:03:44.12	30		<b>0:08:46.48</b>	+0:01:01.41
34	309	<b>MAYRHOFER Reinhard</b> Team Dorrong Enduro	 AUT.1976.21667	0:04:57.47	28	0:03:53.20	35		<b>0:08:50.67</b>	+0:01:05.60
35	302	<b>HUGHES David</b>	 IRL.1971.21814	0:05:22.64	35	0:03:54.68	36		<b>0:09:17.32</b>	+0:01:32.25
36	337	<b>WEIDEMANN Mads</b>	 DEN.1982.33629	0:09:10.25	36	0:03:21.35	6		<b>0:12:31.60</b>	+0:04:46.53













## Stage 3 Results

Pos	Plate	Name Team	Nat EWS number	Sector 1	Pos	Sector 2	Pos	Penalties	Time	Gap
<b>MEN   Under 21</b>										
1	301	<b>MEIER-SMITH Luke</b> Propain Factory Enduro	 AUS.2002.25147	0:04:14.73	1	0:02:58.79	1		0:07:13.52	
2	300	<b>SHERLOCK Seth</b>	 CAN.2002.40432	0:04:18.90	3	0:02:58.82	2		0:07:17.72	+0:00:04.20
3	299	<b>PIERCY Jack</b> Commencal Les Orres Team	 GBR.2004.36927	0:04:19.27	4	0:03:04.15	3		0:07:23.42	+0:00:09.90
4	295	<b>GILCHRIST Ryan</b>	 AUS.2002.36859	0:04:15.60	2	0:03:08.55	9		0:07:24.15	+0:00:10.63
5	297	<b>HANCOCK Emmett</b>	 CAN.2002.37051	0:04:20.65	5	0:03:04.76	4		0:07:25.41	+0:00:11.89
6	296	<b>PEREZ Enzo</b> Tribe Pyrenees Gravity	 FRA.2004.38362	0:04:25.00	6	0:03:08.12	8		0:07:33.12	+0:00:19.60
7	275	<b>SMRDEL Miha</b>	 SLO.2004.38908	0:04:26.70	11	0:03:07.23	7		0:07:33.93	+0:00:20.41
8	289	<b>RYYNANEN Tarmo</b>	 FIN.2002.31950	0:04:25.01	7	0:03:09.97	14		0:07:34.98	+0:00:21.46
9	291	<b>ICARDO Alexis</b> Canyon CLLTV Dainese	 FRA.2003.31902	0:04:25.78	10	0:03:09.55	10		0:07:35.33	+0:00:21.81
10	286	<b>JOHNSTON Guy</b>	 NZL.2003.50550	0:04:25.52	8	0:03:09.85	12		0:07:35.37	+0:00:21.85
11	290	<b>BERTINI Lisandru</b> Lapierre Zipp Collective	 FRA.2004.36198	0:04:26.79	12	0:03:09.68	11		0:07:36.47	+0:00:22.95
12	287	<b>LESQUIR Tom</b> Hotlines Nukeproof Racing	 FRA.2003.36215	0:04:29.82	18	0:03:06.87	5		0:07:36.69	+0:00:23.17













## Stage 3 Results

Pos	Plate	Name Team	Nat EWS number	Sector 1	Pos	Sector 2	Pos	Penalties	Time	Gap
<b>MEN   Under 21</b>										
13	276	<b>HOGLUND Andreas</b>	 SWE.2002.36347	0:04:30.98	19	0:03:07.15	6		<b>0:07:38.13</b>	+0:00:24.61
14	271	<b>FOURCADE Luca</b> Tribe Pyrenees Gravity	 FRA.2003.35944	0:04:25.58	9	0:03:13.95	20		<b>0:07:39.53</b>	+0:00:26.01
15	260	<b>AUROUX Jules</b> Commencal Les Orres Team	 FRA.2005.53398	0:04:28.01	16	0:03:13.06	17		<b>0:07:41.07</b>	+0:00:27.55
16	279	<b>PIVNICKA Jakub</b>	 CZE.2005.38692	0:04:31.73	22	0:03:09.87	13		<b>0:07:41.60</b>	+0:00:28.08
17	281	<b>COPE Daniel</b>	 GBR.2003.36534	0:04:26.80	13	0:03:15.47	22		<b>0:07:42.27</b>	+0:00:28.75
18	293	<b>KAUX Marin</b> Tribe Pyrenees Gravity	 FRA.2002.30383	0:04:27.67	15	0:03:15.33	21		<b>0:07:43.00</b>	+0:00:29.48
19	288	<b>MEIER SMITH Remy</b> Propain Factory Enduro	 AUS.2004.40508	0:04:27.65	14	0:03:16.92	24		<b>0:07:44.57</b>	+0:00:31.05
20	273	<b>BRACONI Francesco</b>	 ITA.2003.36890	0:04:31.20	20	0:03:13.83	19		<b>0:07:45.03</b>	+0:00:31.51
20	294	<b>FAIRBROTHER Matthew</b>	 NZL.2004.35439	0:04:33.88	26	0:03:11.15	15		<b>0:07:45.03</b>	+0:00:31.51
22	277	<b>HEINE Geraud</b>	 BEL.2004.25833	0:04:33.17	24	0:03:13.15	18		<b>0:07:46.32</b>	+0:00:32.80
23	280	<b>ESCHLER Lasse</b>	 GER.2005.37539	0:04:34.00	27	0:03:12.63	16		<b>0:07:46.63</b>	+0:00:33.11
24	266	<b>REIS Nuno</b>	 POR.2003.36760	0:04:31.77	23	0:03:16.43	23		<b>0:07:48.20</b>	+0:00:34.68












## Stage 3 Results

Pos	Plate	Name Team	Nat EWS number	Sector 1	Pos	Sector 2	Pos	Penalties	Time	Gap
<b>MEN   Under 21</b>										
25	274	<b>BROWN Lewis</b>	 GBR.2002.37821	0:04:38.50	29	0:03:17.17	25		<b>0:07:55.67</b>	+0:00:42.15
26	249	<b>JOLY Enzo</b>	 FRA.2005.39338	0:04:37.30	28	0:03:19.43	28		<b>0:07:56.73</b>	+0:00:43.21
27	241	<b>CONROY Brendan</b>	 IRL.2004.39139	0:04:38.90	30	0:03:17.85	26		<b>0:07:56.75</b>	+0:00:43.23
28	269	<b>VAANANEN Erik Edvin</b>	 FIN.2003.33917	0:04:39.03	31	0:03:18.29	27		<b>0:07:57.32</b>	+0:00:43.80
29	278	<b>WAYMAN Alex</b>	 NZL.2004.35117	0:04:33.20	25	0:03:25.65	39		<b>0:07:58.85</b>	+0:00:45.33
30	255	<b>FIEDLER Zdenek</b>	 CZE.2002.27427	0:04:39.90	32	0:03:19.95	29		<b>0:07:59.85</b>	+0:00:46.33
31	262	<b>FUCHS Peter</b>	 GER.2002.33379	0:04:40.49	33	0:03:21.93	33		<b>0:08:02.42</b>	+0:00:48.90
32	250	<b>DEMARTEAU Colin</b>	 BEL.2003.33889	0:04:41.54	35	0:03:22.58	34		<b>0:08:04.12</b>	+0:00:50.60
33	240	<b>SHPANOF Elad</b>	 ISR.2005.40398	0:04:43.79	38	0:03:21.53	32		<b>0:08:05.32</b>	+0:00:51.80
33	267	<b>FOCKENBERGER Timmy</b>	 AUT.2003.33138	0:04:44.92	41	0:03:20.40	30		<b>0:08:05.32</b>	+0:00:51.80
35	284	<b>RANDELL Jayden</b>	 GBR.2003.27895	0:04:44.60	40	0:03:21.50	31		<b>0:08:06.10</b>	+0:00:52.58
36	270	<b>CLEMENT Liam</b>	 GBR.2004.37661	0:04:42.66	36	0:03:24.44	36		<b>0:08:07.10</b>	+0:00:53.58












## Stage 3 Results

Pos	Plate	Name Team	Nat EWS number	Sector 1	Pos	Sector 2	Pos	Penalties	Time	Gap
<b>MEN   Under 21</b>										
37	248	JOLY Emilien	 FRA.2005.39337	0:04:42.87	37	0:03:28.20	41		0:08:11.07	+0:00:57.55
38	253	GILBERT Mark	 USA.2005.34394	0:04:46.37	43	0:03:24.88	37		0:08:11.25	+0:00:57.73
39	239	HEITMANN Jonathan	 GER.2004.50848	0:04:49.35	45	0:03:22.60	35		0:08:11.95	+0:00:58.43
40	242	JOHNSSON Olle	 SWE.2004.39449	0:04:45.20	42	0:03:27.19	40		0:08:12.39	+0:00:58.87
41	257	CASTELLI Elia	 ITA.2004.39530	0:04:41.15	34	0:03:32.58	42		0:08:13.73	+0:01:00.21
42	243	GREEN Lachlan	 AUS.2002.36954	0:04:48.55	44	0:03:25.53	38		0:08:14.08	+0:01:00.56
43	247	MALEVEZ Clement	 BEL.2002.33413	0:04:44.10	39	0:03:33.60	43		0:08:17.70	+0:01:04.18
44	282	VERNHET Axel	 FRA.2002.34183	0:04:31.44	21	0:03:46.63	44		0:08:18.07	+0:01:04.55
45	244	BESTER Nico	 RSA.2002.39508	0:04:53.17	47	0:03:48.17	45		0:08:41.34	+0:01:27.82
46	254	ALBER Lennard	 GER.2002.35750	0:05:01.30	49	0:03:48.33	46		0:08:49.63	+0:01:36.11
47	246	WEIHING Leon	 GER.2003.33397	0:04:52.00	46	0:04:29.20	48		0:09:21.20	+0:02:07.68
48	256	HANZLIK Ondrej	 SVK.2003.39747	0:04:54.87	48	0:04:33.63	49		0:09:28.50	+0:02:14.98













## Stage 3 Results

Pos	Plate	Name Team	Nat EWS number	Sector 1	Pos	Sector 2	Pos	Penalties	Time	Gap
<b>MEN   Under 21</b>										
49	298	HELLY Johnathan	 CAN.2003.27147	0:05:36.00	50	0:05:25.38	50		0:11:01.38	+0:03:47.86
50	263	HARROP Zack	 GBR.2003.30354	0:07:16.25	51	0:03:51.70	47		0:11:07.95	+0:03:54.43
51	292	BRODIE William	 GBR.2004.37689	0:04:28.20	17	0:08:37.35	51		0:13:05.55	+0:05:52.03
<b>WOMEN</b>										
1	3	COURDURIER Isabeau Lapierre Zipp Collective	 FRA.1994.21731	0:04:41.55	1	0:03:21.70	1		0:08:03.25	
2	4	HARDEN Harriet Trek Factory Racing	 GBR.2001.22819	0:04:43.69	2	0:03:25.81	3		0:08:09.50	+0:00:06.25
3	2	CHARRE Morgane Pivot Factory Racing	 FRA.1990.21958	0:04:49.08	4	0:03:25.67	2		0:08:14.75	+0:00:11.50
4	38	LANTHIER NADEAU Andreane Rocky Mountain Race Face	 CAN.1993.21609	0:04:48.20	3	0:03:29.67	7		0:08:17.87	+0:00:14.62
5	10	RICHTER Raphaela Ibis Enduro Team	 GER.1997.25746	0:04:52.36	8	0:03:27.77	5		0:08:20.13	+0:00:16.88
6	43	THOMA Ines GER.1989.21750	 GER.1989.21750	0:04:51.14	6	0:03:29.68	8		0:08:20.82	+0:00:17.57
7	5	KOREM Noga GT Factory Racing	 ISR.1991.21660	0:04:55.67	11	0:03:27.46	4		0:08:23.13	+0:00:19.88
8	1	PUGIN Melanie BH Enduro Racing Team	 FRA.1990.21693	0:04:54.90	9	0:03:29.05	6		0:08:23.95	+0:00:20.70

## Stage 3 Results













Pos	Plate	Name Team	Nat EWS number	Sector 1	Pos	Sector 2	Pos	Penalties	Time	Gap
<b>WOMEN</b>										
9	56	<b>HOLL Valentina</b> RockShox Trek Race Team	 AUT.2001.39135	0:04:49.12	5	0:03:35.95	12		<b>0:08:25.07</b>	+0:00:21.82
10	7	<b>BARAONA Rebecca</b> Yeti / Fox Factory Team	 GBR.1993.21715	0:04:51.14	6	0:03:36.38	13		<b>0:08:27.52</b>	+0:00:24.27
11	41	<b>MORRISON Rae</b> Liv Racing	 NZL.1989.21630	0:04:56.42	13	0:03:31.73	9		<b>0:08:28.15</b>	+0:00:24.90
12	42	<b>COOK Becky</b>	 GBR.1986.21664	0:04:57.02	16	0:03:34.53	11		<b>0:08:31.55</b>	+0:00:28.30
13	39	<b>SCARSI Gloria</b> Canyon CLLTV Dainese	 ITA.2000.36425	0:05:00.25	22	0:03:31.83	10		<b>0:08:32.08</b>	+0:00:28.83
14	49	<b>BRUCHLE Veronika</b> Cube Action Team	 GER.1995.22726	0:04:55.70	12	0:03:39.22	14		<b>0:08:34.92</b>	+0:00:31.67
15	44	<b>PRUDKOVA Barbora</b>	 CZE.1996.38768	0:04:57.20	17	0:03:39.92	15		<b>0:08:37.12</b>	+0:00:33.87
16	46	<b>BAUMANN Lisa</b> Commencal Les Orres Team	 SUI.2001.37332	0:04:55.47	10	0:03:42.07	16		<b>0:08:37.54</b>	+0:00:34.29
17	54	<b>ESPINEIRA HERREROS Florenca</b> Orbea FOX Enduro Team	 CHI.1992.22941	0:04:58.08	18	0:03:42.44	17		<b>0:08:40.52</b>	+0:00:37.27
18	204	<b>TAYLOR Chloe</b>	 GBR.1998.23462	0:04:59.35	20	0:03:42.73	18		<b>0:08:42.08</b>	+0:00:38.83
19	208	<b>MORRISON Amy</b>	 USA.1989.22252	0:04:56.58	15	0:03:46.95	25		<b>0:08:43.53</b>	+0:00:40.28

## Stage 3 Results

Pos	Plate	Name Team	Nat EWS number	Sector 1	Pos	Sector 2	Pos	Penalties	Time	Gap
<b>WOMEN</b>										
20	212	<b>BUREK Katarzyna</b>	 POL.1993.23240	0:04:59.37	21	0:03:44.83	21		<b>0:08:44.20</b>	+0:00:40.95
21	209	<b>DUVERT Julie</b> Theory Racing p/b ProBikeKit	 FRA.1996.21719	0:04:56.44	14	0:03:48.46	29		<b>0:08:44.90</b>	+0:00:41.65
22	45	<b>JONNIER Morgane</b> Rossignol Factory Team	 FRA.1990.22559	0:04:58.28	19	0:03:46.92	24		<b>0:08:45.20</b>	+0:00:41.95
23	52	<b>GEHRIG Carolin</b> Norco Factory Team	 SUI.1987.21665	0:05:00.50	24	0:03:45.13	22		<b>0:08:45.63</b>	+0:00:42.38
24	40	<b>STONE Jessica</b>	 GBR.1990.32154	0:05:04.73	28	0:03:42.82	19		<b>0:08:47.55</b>	+0:00:44.30
25	213	<b>NEWKIRK Anna</b>	 USA.2001.25192	0:05:00.44	23	0:03:47.93	27		<b>0:08:48.37</b>	+0:00:45.12
26	53	<b>SCHICK Lucy</b> Norco Factory Team	 CAN.2000.23447	0:05:05.38	30	0:03:45.42	23		<b>0:08:50.80</b>	+0:00:47.55
27	210	<b>RUTZ Lea Salome</b>	 SUI.1995.33389	0:05:03.15	25	0:03:49.17	30		<b>0:08:52.32</b>	+0:00:49.07
28	50	<b>WIEDENROTH Sofia</b> Specialized Racing	 GER.1995.24544	0:05:04.85	29	0:03:48.45	28		<b>0:08:53.30</b>	+0:00:50.05
29	225	<b>REY Charlotte</b> Tribe Pyrenees Gravity	 FRA.2000.31025	0:05:06.30	31	0:03:47.24	26		<b>0:08:53.54</b>	+0:00:50.29
30	211	<b>JOLIDON Sidonie</b>	 SUI.1987.31073	0:05:09.00	34	0:03:44.68	20		<b>0:08:53.68</b>	+0:00:50.43
31	203	<b>HENDERSON Polly</b>	 GBR.2001.22368	0:05:03.87	27	0:03:50.67	32		<b>0:08:54.54</b>	+0:00:51.29






## Stage 3 Results

Pos	Plate	Name Team	Nat EWS number	Sector 1	Pos	Sector 2	Pos	Penalties	Time	Gap
<b>WOMEN</b>										
32	205	<b>BATTISTA Laura</b>	 AUS.1988.22132	0:05:07.60	33	0:03:49.90	31		<b>0:08:57.50</b>	+0:00:54.25
33	47	<b>LAWRENCE Kate</b> Yeti / Fox Factory Team	 USA.1998.27745	0:05:03.65	26	0:04:00.15	40		<b>0:09:03.80</b>	+0:01:00.55
34	51	<b>GEHRIG Anita</b> Norco Factory Team	 SUI.1987.21718	0:05:07.02	32	0:03:57.75	36		<b>0:09:04.77</b>	+0:01:01.52
35	226	<b>LONG Julia</b>	 CAN.1999.22029	0:05:16.52	36	0:03:53.80	33		<b>0:09:10.32</b>	+0:01:07.07
36	214	<b>DAVIDSSON Elina</b>	 SWE.2001.38290	0:05:16.95	37	0:03:56.90	34		<b>0:09:13.85</b>	+0:01:10.60
37	217	<b>YUSTO SANCHEZ Sara</b>	 ESP.2000.39157	0:05:19.91	40	0:03:57.09	35		<b>0:09:17.00</b>	+0:01:13.75
38	215	<b>HOVORKA Anja</b>	 SUI.1989.37532	0:05:18.62	38	0:03:59.11	38		<b>0:09:17.73</b>	+0:01:14.48
39	220	<b>DILLON Sian</b>	 GBR.1994.35457	0:05:20.13	41	0:03:57.80	37		<b>0:09:17.93</b>	+0:01:14.68
40	219	<b>RING Filippa</b>	 SWE.1990.39267	0:05:27.18	43	0:03:59.47	39		<b>0:09:26.65</b>	+0:01:23.40
41	224	<b>MCKIRDY Angeline</b>	 CAN.1992.23461	0:05:18.67	39	0:04:18.30	41		<b>0:09:36.97</b>	+0:01:33.72
42	222	<b>SAVELLI Irene</b>	 ITA.1992.22163	0:05:16.18	35	0:04:32.45	44		<b>0:09:48.63</b>	+0:01:45.38
43	216	<b>JOHNSEN Jonna</b>	 DEN.1992.27207	0:05:26.53	42	0:04:25.95	43		<b>0:09:52.48</b>	+0:01:49.23

## Stage 3 Results

Pos	Plate	Name Team	Nat EWS number	Sector 1	Pos	Sector 2	Pos	Penalties	Time	Gap
<b>WOMEN</b>										
44	218	MASIP IBANEZ Ares	 ESP.1995.36074	0:05:34.57	44	0:04:18.62	42		0:09:53.19	+0:01:49.94
45	221	JENSEN Kaia	 USA.2000.26157	0:05:41.93	45	0:04:43.67	45		0:10:25.60	+0:02:22.35
<b>WOMEN   Master 35+</b>										
1	232	PAULIN Louise Margareta Ibis Enduro Team	 SWE.1978.21619	<u>0:05:01.20</u>	1	<u>0:03:45.43</u>	1		0:08:46.63	
2	233	NESTLEROVA Fejola Stepanka	 CZE.1985.21761	0:05:11.47	2	0:03:53.88	2		0:09:05.35	+0:00:18.72
3	229	NEWELL Melissa	 NZL.1979.21458	0:05:24.40	3	0:04:17.22	3		0:09:41.62	+0:00:54.99
4	230	FILBY Maxine	 GBR.1980.36076	0:05:43.27	5	0:04:17.85	4		0:10:01.12	+0:01:14.49
5	231	THOMSEN Sandra Bohn	 DEN.1983.33584	0:05:33.74	4	0:04:36.28	5		0:10:10.02	+0:01:23.39
6	227	MCCONNELOUG Mary	 USA.1971.22390	0:05:50.62	6	0:04:46.73	6		0:10:37.35	+0:01:50.72
7	228	CONTENTOANGELL Kristine	 USA.1979.33608	0:05:55.88	7	0:06:07.70	7		0:12:03.58	+0:03:16.95
<b>WOMEN   Under 21</b>										
1	238	LAN Emmy Norco Factory Team	 CAN.2004.33463	<u>0:05:07.13</u>	1	0:03:47.45	2		0:08:54.58	

## Stage 3 Results

Pos	Plate	Name Team	Nat EWS number	Sector 1	Pos	Sector 2	Pos	Penalties	Time	Gap
<b>WOMEN   Under 21</b>										
2	237	RIVA Sophie	 ITA.2003.33949	0:05:08.91	2	<u>0:03:46.52</u>	1		<b>0:08:55.43</b>	+0:00:00.85
3	236	BOUCHER Lily	 CAN.2004.40222	0:05:24.87	4	0:03:58.28	3		<b>0:09:23.15</b>	+0:00:28.57
4	234	MUIRHEAD Kalani	 NZL.2003.40226	0:05:19.78	3	0:04:13.14	4		<b>0:09:32.92</b>	+0:00:38.34

### Statistics

Entries / Nations	Finished	DNF	DSQ	DNS	Weather	Temperature	Distance	Elevation
304 / 30	304	0	0	0				

DNF: did not finish · DNS: did not start · DSQ: disqualified