






























Stage 5Q Results

Pos	Plate	Name Team	Nat EWS number	Sector 1	Pos	Sector 2	Pos	Sector 3	Pos	Penalties	Time	Gap
MEN												
1	2	RUDE JR Richard Yeti / Fox Factory Team	 USA.1995.21739	0:05:17.10	2	0:03:21.47	2	<u>0:03:56.33</u>	1		0:12:34.90	
2	3	MELAMED Jesse Rocky Mountain Race Face	 CAN.1992.21596	<u>0:05:15.80</u>	1	0:03:24.43	4	0:04:01.34	6		0:12:41.57	+0:00:06.67
3	21	MASTERS Edward Pivot Factory Racing	 NZL.1989.22590	0:05:23.15	4	<u>0:03:20.82</u>	1	0:03:59.70	3		0:12:43.67	+0:00:08.77
4	13	MAES Martin Orbea FOX Enduro Team	 BEL.1997.21636	0:05:25.80	7	0:03:25.85	6	0:03:58.42	2		0:12:50.07	+0:00:15.17
5	10	WALKER Matthew Pivot Factory Racing	 NZL.1990.21846	0:05:26.68	11	0:03:25.69	5	0:04:01.79	7		0:12:54.16	+0:00:19.26
6	1	MOIR Jack Canyon Collective	 AUS.1994.33430	0:05:27.25	14	0:03:26.98	10	0:04:00.12	4		0:12:54.35	+0:00:19.45
7	33	RUDEAU Alex Commencal Enduro Project	 FRA.1996.25071	0:05:26.78	12	0:03:25.95	7	0:04:02.13	9		0:12:54.86	+0:00:19.96
8	11	LUKASIK Slawomir Canyon CLLTV Dainese	 POL.1993.24876	0:05:24.20	5	0:03:30.17	26	0:04:01.33	5		0:12:55.70	+0:00:20.80
9	5	BORGES Jose Canyon Collective	 POR.1990.21669	0:05:22.02	3	0:03:29.48	22	0:04:05.88	19		0:12:57.38	+0:00:22.48
10	31	GAUVIN Remi Rocky Mountain Race Face	 CAN.1992.21624	0:05:25.58	6	0:03:28.47	18	0:04:06.01	22		0:13:00.06	+0:00:25.16
11	37	STUTTARD Mathew Polygon Factory Racing	 GBR.1993.21661	0:05:26.52	9	0:03:31.46	33	0:04:02.13	9		0:13:00.11	+0:00:25.21
12	23	LUCAS Cole Ibis Enduro Team	 NZL.1998.23013	0:05:31.65	27	0:03:24.17	3	0:04:04.39	12		0:13:00.21	+0:00:25.31












Stage 5Q Results

Pos	Plate	Name Team	Nat EWS number	Sector 1	Pos	Sector 2	Pos	Sector 3	Pos	Penalties	Time	Gap
MEN												
13	22	VERNER Rhys Forbidden Synthesis	 CAN.1997.22407	0:05:27.85	15	0:03:27.72	14	0:04:05.59	17		0:13:01.16	+0:00:26.26
14	7	JOHANSEN Zakarias Ibis Enduro Team	 SWE.1992.21863	0:05:28.10	16	0:03:28.63	19	0:04:04.55	14		0:13:01.28	+0:00:26.38
15	34	JEANDEL Louis Commencal Enduro Project	 FRA.1998.22140	0:05:26.15	8	0:03:27.12	11	0:04:08.29	32		0:13:01.56	+0:00:26.66
16	30	PIGEON Hugo Scott SR Suntour Enduro Team	 FRA.1996.23507	0:05:26.58	10	0:03:30.17	26	0:04:05.39	16		0:13:02.14	+0:00:27.24
17	80	PAULHAN Romain Santa Cruz X SRAM	 FRA.1988.22706	0:05:32.40	31	0:03:26.70	9	0:04:03.21	11		0:13:02.31	+0:00:27.41
18	32	LARBEOU Guillaume Commencal Enduro Project	 FRA.1994.25575	0:05:29.82	21	0:03:28.08	17	0:04:05.30	15		0:13:03.20	+0:00:28.30
19	15	HEAP Elliott Nukeproof SRAM Factory Racing	 GBR.1998.21783	0:05:30.30	23	0:03:27.45	12	0:04:06.12	24		0:13:03.87	+0:00:28.97
20	59	SECONDI Nathan Fulgur Factory Team Valdinievole	 FRA.1999.22133	0:05:29.00	17	0:03:29.69	25	0:04:06.01	22		0:13:04.70	+0:00:29.80
21	6	TORDO Dimitri Canyon Collective	 FRA.1993.21764	0:05:26.78	12	0:03:29.65	24	0:04:08.91	34		0:13:05.34	+0:00:30.44
22	14	DENIAUD Youn Giant Factory Off-Road	 FRA.1996.22994	0:05:33.72	35	0:03:26.21	8	0:04:05.92	21		0:13:05.85	+0:00:30.95
23	29	CALLAGHAN Gregory Devinci Global Racing	 IRL.1991.21827	0:05:32.88	33	0:03:27.52	13	0:04:05.81	18		0:13:06.21	+0:00:31.31












Stage 5Q Results

Pos	Plate	Name Team	Nat EWS number	Sector 1	Pos	Sector 2	Pos	Sector 3	Pos	Penalties	Time	Gap
MEN												
24	16	MURRAY Charles Specialized Racing	 NZL.1996.22752	0:05:30.22	22	0:03:30.20	28	0:04:06.60	25		0:13:07.02	+0:00:32.12
25	28	PERSAK Vid Orbea FOX Enduro Team	 SLO.1996.22810	0:05:33.30	34	0:03:27.97	16	0:04:05.88	19		0:13:07.15	+0:00:32.25
26	4	MIQUEL Kevin Specialized Racing	 FRA.1991.21704	0:05:29.45	19	0:03:31.27	32	0:04:07.24	28		0:13:07.96	+0:00:33.06
27	138	WILDHABER Gustav Cube Action Team	 SUI.1988.21848	0:05:31.98	28	0:03:29.63	23	0:04:06.79	26		0:13:08.40	+0:00:33.50
28	58	VEZINA Mckay Giant Factory Off-Road	 CAN.1995.21632	0:05:29.36	18	0:03:30.35	29	0:04:09.24	35		0:13:08.95	+0:00:34.05
29	24	GRAHAM Innes Team BULLS	 GBR.1996.35188	0:05:32.31	29	0:03:29.47	21	0:04:07.69	30		0:13:09.47	+0:00:34.57
30	27	TEXTOR Christian Team BULLS	 GER.1990.22845	0:05:38.93	51	0:03:27.92	15	0:04:04.43	13		0:13:11.28	+0:00:36.38
31	35	LUTHI Patrick SUI.1992.22607	 SUI.1992.22607	0:05:31.38	25	0:03:32.82	41	0:04:07.23	27		0:13:11.43	+0:00:36.53
32	18	VIDAL Antoine Commencal Les Orres Team	 FRA.2001.25035	0:05:37.03	45	0:03:33.44	46	0:04:02.02	8		0:13:12.49	+0:00:37.59
33	92	GALY Theo Sunn French Connexion By Alpe D'Huez	 FRA.1990.21691	0:05:31.62	26	0:03:32.21	37	0:04:09.46	37		0:13:13.29	+0:00:38.39
34	78	HILL Samuel Nukeproof SRAM Factory Racing	 AUS.1985.21775	0:05:32.35	30	0:03:30.71	30	0:04:10.75	41		0:13:13.81	+0:00:38.91












Stage 5Q Results

Pos	Plate	Name Team	Nat EWS number	Sector 1	Pos	Sector 2	Pos	Sector 3	Pos	Penalties	Time	Gap
MEN												
35	60	CAMOIN Francesco Specialized Racing	 FRA.2001.23545	0:05:29.78	20	0:03:33.46	47	0:04:11.99	44		0:13:15.23	+0:00:40.33
36	26	MENZIES Jack	 CAN.2001.22519	0:05:36.84	44	0:03:31.18	31	0:04:07.59	29		0:13:15.61	+0:00:40.71
37	101	DRACH Torben RAAW // Levelnine Gravity	 GER.1998.22419	0:05:35.83	41	0:03:32.50	39	0:04:08.35	33		0:13:16.68	+0:00:41.78
38	114	CARBALLO GONZALEZ Edgar Orbea FOX Enduro Team	 ESP.1988.30531	0:05:32.67	32	0:03:31.80	34	0:04:14.15	56		0:13:18.62	+0:00:43.72
39	77	KRASNY Carter	 CAN.1999.22027	0:05:36.48	43	0:03:34.69	57	0:04:08.18	31		0:13:19.35	+0:00:44.45
40	25	BOOKER Daniel Nukeproof SRAM Factory Racing	 AUS.1997.25378	0:05:37.35	47	0:03:34.13	52	0:04:09.41	36		0:13:20.89	+0:00:45.99
41	118	RAIMONDI Matteo	 ITA.1995.22277	0:05:39.00	52	0:03:32.12	36	0:04:10.00	39		0:13:21.12	+0:00:46.22
42	96	FRANCARDO Tommaso	 ITA.1997.22813	0:05:33.77	36	0:03:32.23	38	0:04:15.25	62		0:13:21.25	+0:00:46.35
43	63	STONE Brady Polygon Factory Racing	 NZL.2000.23119	0:05:38.68	50	0:03:33.20	44	0:04:10.82	42		0:13:22.70	+0:00:47.80
44	72	KANGAS Oliwer	 SWE.1992.33903	0:05:34.50	38	0:03:33.98	51	0:04:14.36	59		0:13:22.84	+0:00:47.94
45	68	CONNELL Joseph Orange Factory Racing	 GBR.1994.21745	0:05:35.12	40	0:03:36.05	66	0:04:14.26	57		0:13:25.43	+0:00:50.53













Stage 5Q Results

Pos	Plate	Name Team	Nat EWS number	Sector 1	Pos	Sector 2	Pos	Sector 3	Pos	Penalties	Time	Gap
MEN												
46	64	WATSON Corey Nukeproof SRAM Factory Racing	 GBR.1999.35483	0:05:34.74	39	0:03:35.61	63	0:04:15.30	63		0:13:25.65	+0:00:50.75
47	61	GARAY TAMAYO Iago Santa Cruz X SRAM	 ESP.1991.21707	0:05:34.13	37	0:03:34.39	55	0:04:18.16	78		0:13:26.68	+0:00:51.78
48	71	BLAIR Lachlan Orange Factory Racing	 GBR.1995.21426	0:05:39.62	54	0:03:33.25	45	0:04:14.27	58		0:13:27.14	+0:00:52.24
49	84	SMITH Joseph	 GBR.1990.37383	0:05:37.10	46	0:03:33.62	49	0:04:16.90	66		0:13:27.62	+0:00:52.72
50	116	GRANT Kelan Nukeproof SRAM Factory Racing	 IRL.1993.21773	0:05:40.02	55	0:03:35.38	60	0:04:12.49	49		0:13:27.89	+0:00:52.99
51	173	BERTA Matteo	 ITA.1995.21891	0:05:38.13	48	0:03:37.09	73	0:04:13.93	55		0:13:29.15	+0:00:54.25
52	90	BRATSCHI Tim	 SUI.1988.23005	0:05:40.85	57	0:03:36.03	65	0:04:13.38	53		0:13:30.26	+0:00:55.36
53	89	FRESQUET Axel Tribe Pyrenees Gravity	 FRA.1998.23081	0:05:42.27	61	0:03:35.73	64	0:04:12.28	47		0:13:30.28	+0:00:55.38
54	105	HEBERT Ambroise	 FRA.1993.21934	0:05:40.65	56	0:03:36.77	70	0:04:12.89	51		0:13:30.31	+0:00:55.41
55	200	MURRAY Craig	 NZL.1998.36172	0:05:41.35	59	0:03:32.10	35	0:04:17.18	67		0:13:30.63	+0:00:55.73
56	125	BLINKINSOP Samuel Norco Factory Team	 NZL.1988.22530	0:05:46.65	79	0:03:34.16	53	0:04:10.03	40		0:13:30.84	+0:00:55.94













Stage 5Q Results

Pos	Plate	Name Team	Nat EWS number	Sector 1	Pos	Sector 2	Pos	Sector 3	Pos	Penalties	Time	Gap
MEN												
57	94	IENZER Emeric Scott SR Suntour Enduro Team	 FRA.1999.31862	0:05:45.83	75	0:03:35.39	61	0:04:11.12	43		0:13:32.34	+0:00:57.44
58	108	RONZON Erwin	 ITA.1997.21868	0:05:45.23	68	0:03:37.72	76	0:04:09.95	38		0:13:32.90	+0:00:58.00
59	128	HARRIS Bradley Theory Racing p/b ProBikeKit	 NZL.2001.27637	0:05:42.60	63	0:03:36.80	71	0:04:13.79	54		0:13:33.19	+0:00:58.29
60	36	SCOTT Mark Santa Cruz X SRAM	 GBR.1993.21714	0:05:45.53	70	0:03:34.75	58	0:04:13.01	52		0:13:33.29	+0:00:58.39
61	342	CHARVAT Matej	 CZE.1985.30440	0:05:42.18	60	0:03:34.17	54	0:04:17.18	67		0:13:33.53	+0:00:58.63
62	76	WARNET Manu	 NED.2001.26267	0:05:45.65	72	0:03:36.60	69	0:04:12.11	46		0:13:34.36	+0:00:59.46
63	145	NEWELL Jake	 AUS.1993.24612	0:05:41.22	58	0:03:39.82	94	0:04:14.59	60		0:13:35.63	+0:01:00.73
64	123	LANI Martino	 ITA.2001.22164	0:05:45.82	74	0:03:32.50	39	0:04:17.70	72		0:13:36.02	+0:01:01.12
65	62	STORR Alex Forbidden Synthesis	 GBR.2001.31009	0:05:38.25	49	0:03:33.56	48	0:04:24.43	107		0:13:36.24	+0:01:01.34
66	81	HEINIGER Nils	 NZL.1999.25218	0:05:39.13	53	0:03:33.00	43	0:04:24.32	106		0:13:36.45	+0:01:01.55
67	129	PFEIL Max	 GER.1998.27442	0:05:44.60	66	0:03:36.82	72	0:04:15.64	64		0:13:37.06	+0:01:02.16













Stage 5Q Results

Pos	Plate	Name Team	Nat EWS number	Sector 1	Pos	Sector 2	Pos	Sector 3	Pos	Penalties	Time	Gap
MEN												
68	66	WALL Evan Devinci Global Racing	 CAN.1999.23531	0:05:43.30	64	0:03:36.37	67	0:04:17.41	70		0:13:37.08	+0:01:02.18
69	95	PROCHYRA Jordan	 AUS.1994.21674	0:05:46.77	80	0:03:38.06	79	0:04:12.56	50		0:13:37.39	+0:01:02.49
70	177	LOEFFLER Christian	 GER.1993.23169	0:05:45.33	69	0:03:35.55	62	0:04:17.43	71		0:13:38.31	+0:01:03.41
71	110	ESCUDIER Thomas	 FRA.1991.21945	0:05:49.29	85	0:03:37.10	74	0:04:12.02	45		0:13:38.41	+0:01:03.51
72	86	BLAHA Vojtech	 CZE.1999.22684	0:05:44.71	67	0:03:34.47	56	0:04:19.53	86		0:13:38.71	+0:01:03.81
73	133	CAVAYE Andrew	 AUS.1996.24678	0:05:45.75	73	0:03:35.28	59	0:04:18.28	79		0:13:39.31	+0:01:04.41
74	142	RENZ Daniel	 GER.1996.26028	0:05:54.23	103	0:03:33.95	50	0:04:12.46	48		0:13:40.64	+0:01:05.74
75	164	LUPATO Denny	 ITA.1992.22852	0:05:42.35	62	0:03:38.86	84	0:04:20.33	93		0:13:41.54	+0:01:06.64
76	131	BERNET Jonas	 SUI.1994.33390	0:05:44.25	65	0:03:39.27	88	0:04:18.28	79		0:13:41.80	+0:01:06.90
77	112	MIHALKOVITS Peter	 AUT.1993.23608	0:05:46.45	78	0:03:37.81	77	0:04:17.90	75		0:13:42.16	+0:01:07.26
78	165	LUPATO Alex	 ITA.1989.22851	0:05:48.45	84	0:03:38.21	81	0:04:17.79	73		0:13:44.45	+0:01:09.55
79	137	SWANBECK Daniel	 SWE.1990.32435	0:05:49.91	88	0:03:40.10	96	0:04:14.83	61		0:13:44.84	+0:01:09.94













Stage 5Q Results

Pos	Plate	Name Team	Nat EWS number	Sector 1	Pos	Sector 2	Pos	Sector 3	Pos	Penalties	Time	Gap
MEN												
80	98	JANSER Robin Swiss Enduro Team by Giant	 SUI.2000.25837	0:05:54.10	100	0:03:32.98	42	0:04:18.06	76		0:13:45.14	+0:01:10.24
81	151	PERISSE Elouan Hotlines Nukeproof Racing	 FRA.2001.34083	0:05:46.05	76	0:03:38.10	80	0:04:21.66	97		0:13:45.81	+0:01:10.91
82	182	BISSON Zian	 FRA.2000.26059	0:05:46.91	81	0:03:40.45	99	0:04:19.82	89		0:13:47.18	+0:01:12.28
83	69	EBDON Jake	 GBR.2001.32703	0:05:48.38	83	0:03:38.75	82	0:04:21.13	95		0:13:48.26	+0:01:13.36
84	124	PELISSERO Simone	 ITA.2001.21940	0:05:46.22	77	0:03:39.43	90	0:04:22.84	102		0:13:48.49	+0:01:13.59
85	103	CROZ Romain	 FRA.1996.37161	0:05:54.22	102	0:03:36.47	68	0:04:17.85	74		0:13:48.54	+0:01:13.64
86	109	LEBERT Alexis	 FRA.1993.22060	0:05:52.13	96	0:03:39.97	95	0:04:18.54	82		0:13:50.64	+0:01:15.74
87	130	OMDAL Oskar	 NOR.2000.32277	0:05:53.47	98	0:03:38.85	83	0:04:19.77	88		0:13:52.09	+0:01:17.19
88	181	DEMUYLDER Jonas	 BEL.1997.25196	0:05:54.08	99	0:03:39.57	92	0:04:18.64	83		0:13:52.29	+0:01:17.39
89	188	WILLNER Nick	 GER.1999.22551	0:05:49.97	89	0:03:42.86	109	0:04:19.97	91		0:13:52.80	+0:01:17.90
90	174	VOTH Laurin Propain Factory Enduro	 GER.2000.25451	0:05:49.47	86	0:03:38.03	78	0:04:25.70	115		0:13:53.20	+0:01:18.30
91	87	CARROLL Gavin	 IRL.1993.35848	0:05:54.45	105	0:03:40.18	98	0:04:20.28	92		0:13:54.91	+0:01:20.01













Stage 5Q Results

Pos	Plate	Name Team	Nat EWS number	Sector 1	Pos	Sector 2	Pos	Sector 3	Pos	Penalties	Time	Gap
MEN												
92	65	GALLAGHER Christopher	 GBR.1993.23014	0:05:49.75	87	0:03:43.31	111	0:04:21.87	99		0:13:54.93	+0:01:20.03
93	122	MILLE Thimote	 FRA.2001.31623	0:05:45.53	70	0:03:39.47	91	0:04:30.22	134		0:13:55.22	+0:01:20.32
94	67	ROPELATO Mitch Cannondale Enduro	 USA.1992.22734	0:05:47.28	82	0:03:41.11	103	0:04:27.16	120		0:13:55.55	+0:01:20.65
95	171	GROTTI Nicola Abetone FullOut Gravity	 ITA.2000.21925	0:05:59.47	115	0:03:39.36	89	0:04:17.37	69		0:13:56.20	+0:01:21.30
96	85	BOX Archie	 GBR.1998.23201	0:05:59.30	114	0:03:39.07	86	0:04:18.09	77		0:13:56.46	+0:01:21.56
97	184	DODINO Giacomo WeRide Racing Team	 ITA.1994.22466	0:05:51.07	91	0:03:47.43	129	0:04:18.93	85		0:13:57.43	+0:01:22.53
98	100	LARSSON Adam	 SWE.2000.30837	0:06:04.08	132	0:03:37.17	75	0:04:16.84	65		0:13:58.09	+0:01:23.19
99	150	BERRY Matthew	 NZL.2000.23138	0:05:52.29	97	0:03:41.03	102	0:04:25.02	112		0:13:58.34	+0:01:23.44
100	111	HAMILTON Connor	 NZL.1996.24882	0:06:00.33	118	0:03:39.66	93	0:04:18.39	81		0:13:58.38	+0:01:23.48
101	168	OPPLIGER Timothee	 SUI.1992.21701	0:05:55.52	107	0:03:41.11	103	0:04:21.82	98		0:13:58.45	+0:01:23.55
102	152	LAMBERT Louis Hotlines Nukeproof Racing	 FRA.1999.37231	0:05:51.80	95	0:03:40.55	100	0:04:27.59	123		0:13:59.94	+0:01:25.04
103	134	BAILLIF Florent	 SUI.1998.32580	0:05:51.65	94	0:03:42.96	110	0:04:25.39	114		0:14:00.00	+0:01:25.10













Stage 5Q Results

Pos	Plate	Name Team	Nat EWS number	Sector 1	Pos	Sector 2	Pos	Sector 3	Pos	Penalties	Time	Gap
MEN												
104	156	LEONHARDT Konstantin	 GER.1996.35481	0:05:51.57	93	0:03:44.81	118	0:04:25.06	113		0:14:01.44	+0:01:26.54
105	146	DALPIAN Davide	 ITA.1997.21865	0:06:03.85	131	0:03:40.17	97	0:04:18.75	84		0:14:02.77	+0:01:27.87
106	99	TOOKE Jacob	 CAN.1999.22078	0:05:50.62	90	0:03:43.33	112	0:04:31.65	138		0:14:05.60	+0:01:30.70
107	153	MARI MARI Mariano	 ESP.1997.22453	0:06:02.54	124	0:03:40.93	101	0:04:22.18	100		0:14:05.65	+0:01:30.75
108	91	NOBLE Josh	 GBR.2001.25619	0:06:02.58	125	0:03:41.25	105	0:04:22.35	101		0:14:06.18	+0:01:31.28
109	154	DERKUM Christian RAAW // Levelnine Gravity	 GER.1991.23043	0:06:02.70	126	0:03:39.05	85	0:04:24.57	110		0:14:06.32	+0:01:31.42
110	115	COSTA GRAELL Pau	 ESP.2001.25006	0:05:59.04	113	0:03:44.58	117	0:04:23.39	105		0:14:07.01	+0:01:32.11
111	93	SCOTT Riley	 GBR.2000.38625	0:05:54.25	104	0:03:45.06	119	0:04:27.75	124		0:14:07.06	+0:01:32.16
112	176	DIEU Antonio	 FRA.1989.26701	0:05:58.78	112	0:03:43.77	114	0:04:25.72	116		0:14:08.27	+0:01:33.37
113	194	BLACHERE Nans	 FRA.1989.37519	0:06:05.00	135	0:03:42.53	107	0:04:20.88	94		0:14:08.41	+0:01:33.51
114	158	WOLFE Daniel Polygon Factory Racing	 IRL.1988.22250	0:05:59.85	117	0:03:46.00	124	0:04:23.00	103		0:14:08.85	+0:01:33.95
115	201	JONSSON Sharjah	 RSA.1999.22749	0:06:04.88	134	0:03:45.24	120	0:04:19.56	87		0:14:09.68	+0:01:34.78

Stage 5Q Results

Pos	Plate	Name Team	Nat EWS number	Sector 1	Pos	Sector 2	Pos	Sector 3	Pos	Penalties	Time	Gap
MEN												
116	113	JENSEN Henrik	 GBR.1998.25933	0:05:58.00	110	0:03:43.60	113	0:04:28.48	126		0:14:10.08	+0:01:35.18
117	119	PESENTI Marcello	 ITA.1994.21853	0:05:56.95	108	0:03:54.25	148	0:04:19.83	90		0:14:11.03	+0:01:36.13
118	120	MOROTTI Hugo	 FRA.2000.24522	0:06:01.97	121	0:03:46.02	125	0:04:23.08	104		0:14:11.07	+0:01:36.17
119	104	WILSON Thomas Orange Factory Racing	 GBR.2000.22553	0:06:08.28	141	0:03:41.72	106	0:04:21.54	96		0:14:11.54	+0:01:36.64
120	19	VENDEMMIA Mirco Cannondale Enduro	 ITA.1998.21871	0:05:36.25	42	0:03:43.85	115	0:04:51.77	150		0:14:11.87	+0:01:36.97
121	183	GONDOUIN Antoine	 FRA.1997.27800	0:05:59.60	116	0:03:44.03	116	0:04:28.90	129		0:14:12.53	+0:01:37.63
122	136	SCHWENK Robert	 GER.1994.23041	0:06:03.02	128	0:03:46.03	126	0:04:24.46	108		0:14:13.51	+0:01:38.61
123	107	HAMMOND Chubbie	 GBR.1996.37418	0:06:07.15	138	0:03:42.78	108	0:04:27.24	122		0:14:17.17	+0:01:42.27
124	127	LAMBERT Pierre Hotlines Nukeproof Racing	 FRA.1999.36939	0:06:01.20	120	0:03:45.60	123	0:04:30.89	137		0:14:17.69	+0:01:42.79
125	161	ROSSI Saben	 USA.1985.23371	0:05:55.27	106	0:03:39.10	87	0:04:43.60	148		0:14:17.97	+0:01:43.07
126	187	WALCH Lucas	 NZL.1996.23524	0:06:07.83	140	0:03:45.45	121	0:04:24.82	111		0:14:18.10	+0:01:43.20
127	179	LETAK Petr	 CZE.1993.23009	0:06:00.83	119	0:03:49.57	140	0:04:28.73	128		0:14:19.13	+0:01:44.23












Stage 5Q Results

Pos	Plate	Name Team	Nat EWS number	Sector 1	Pos	Sector 2	Pos	Sector 3	Pos	Penalties	Time	Gap
MEN												
128	157	RYAN Cameron	 AUS.1995.23609	0:05:54.15	101	0:03:58.10	152	0:04:26.93	119		0:14:19.18	+0:01:44.28
129	149	RYAN Fergus	 GBR.1993.22458	0:05:58.32	111	0:03:47.58	130	0:04:33.41	141		0:14:19.31	+0:01:44.41
130	172	SACCON Matteo Abetone FullOut Gravity	 ITA.2000.21866	0:06:03.63	130	0:03:51.27	145	0:04:24.52	109		0:14:19.42	+0:01:44.52
131	140	KARDINAR Petrik	 GER.1989.36539	0:06:02.78	127	0:03:46.87	128	0:04:29.83	132		0:14:19.48	+0:01:44.58
132	189	CLAUDI Julian RDN Racing	 GER.1999.33500	0:06:05.25	137	0:03:48.12	132	0:04:26.34	117		0:14:19.71	+0:01:44.81
133	196	FURLANI Gialuca	 ITA.1999.39383	0:06:09.18	144	0:03:46.23	127	0:04:26.47	118		0:14:21.88	+0:01:46.98
134	143	MAGGS David	 AUS.1996.23408	0:06:05.23	136	0:03:47.87	131	0:04:30.02	133		0:14:23.12	+0:01:48.22
135	198	MARCHESE Francesco	 ITA.2000.32885	0:06:04.75	133	0:03:49.67	142	0:04:28.93	130		0:14:23.35	+0:01:48.45
136	144	WALSH Sam	 AUS.2000.24527	0:05:51.45	92	0:03:48.81	135	0:04:43.45	147		0:14:23.71	+0:01:48.81
137	199	BRADSHAW Tom	 NZL.1993.24526	0:06:03.45	129	0:03:49.10	137	0:04:31.95	140		0:14:24.50	+0:01:49.60
138	195	COURMES Tristan	 FRA.1989.33929	0:06:08.72	142	0:03:49.47	139	0:04:28.53	127		0:14:26.72	+0:01:51.82
139	202	NAGATA Junya	 JPN.1988.26455	0:06:08.82	143	0:03:48.32	133	0:04:29.63	131		0:14:26.77	+0:01:51.87













Stage 5Q Results

Pos	Plate	Name Team	Nat EWS number	Sector 1	Pos	Sector 2	Pos	Sector 3	Pos	Penalties	Time	Gap
MEN												
140	175	OLSEN Eric	 USA.1999.25103	0:06:11.55	149	0:03:48.86	136	0:04:27.86	125		0:14:28.27	+0:01:53.37
141	162	COULTHARD Aidan	 GBR.1996.33292	0:06:02.35	123	0:03:50.79	143	0:04:36.88	143		0:14:30.02	+0:01:55.12
142	121	FILIPPI Mirko	 ITA.2001.26043	0:06:11.40	148	0:03:52.63	146	0:04:27.23	121		0:14:31.26	+0:01:56.36
143	75	MORGAN Myles	 USA.2001.24399	0:05:57.08	109	0:03:49.58	141	0:04:44.98	149		0:14:31.64	+0:01:56.74
144	106	HURLEY Joshua	 GBR.1995.27543	0:06:09.35	145	0:03:53.68	147	0:04:30.38	135		0:14:33.41	+0:01:58.51
145	147	BROWN Chris	 IRL.1995.33325	0:06:11.05	147	0:03:56.08	150	0:04:30.70	136		0:14:37.83	+0:02:02.93
146	191	BROWNLIE Samuel	 AUS.1992.25324	0:06:18.08	151	0:03:48.37	134	0:04:31.86	139		0:14:38.31	+0:02:03.41
147	135	MUELLER Igor	 SUI.1996.22665	0:06:02.07	122	0:03:45.55	122	0:04:57.08	152		0:14:44.70	+0:02:09.80
148	193	CHAUVET Cesar	 FRA.1995.34851	0:06:15.77	150	0:03:54.38	149	0:04:37.32	144		0:14:47.47	+0:02:12.57
149	185	HUTH Nejc Robin	 SLO.1990.24460	0:06:30.64	154	0:03:50.90	144	0:04:34.48	142		0:14:56.02	+0:02:21.12
150	178	STEFANSSON Jonas	 ISL.1988.22287	0:06:37.59	155	0:03:57.60	151	0:04:41.75	146		0:15:16.94	+0:02:42.04
151	155	ENNIS Ross	 IRL.2001.25954	0:06:09.77	146	0:04:03.45	154	0:05:09.89	154		0:15:23.11	+0:02:48.21

Stage 5Q Results

Pos	Plate	Name Team	Nat EWS number	Sector 1	Pos	Sector 2	Pos	Sector 3	Pos	Penalties	Time	Gap
MEN												
152	82	MOORE Thomas	 GBR.1994.33293	0:06:19.54	152	0:04:18.50	155	0:04:55.05	151		0:15:33.09	+0:02:58.19
153	169	FEJER Max Team Dorrong Enduro	 AUT.2000.21703	0:06:23.40	153	0:04:29.11	156	0:05:17.04	155		0:16:09.55	+0:03:34.65
154	163	HASSFELD Joel	 GER.1998.33907	0:06:07.40	139	0:03:49.32	138	0:07:09.46	158		0:17:06.18	+0:04:31.28
155	192	BARTON Oliver	 GBR.1990.33513	0:07:12.10	156	0:04:55.79	159	0:05:36.19	156		0:17:44.08	+0:05:09.18
156	117	MYSIK Milan	 CZE.1993.22051	0:09:01.68	158	0:04:46.63	158	0:05:06.92	153		0:18:55.23	+0:06:20.33
157	102	KNAPEC Martin	 SVK.1994.26017	0:12:44.75	159	0:03:58.23	153	0:04:39.09	145		0:21:22.07	+0:08:47.17
158	74	MENJOU Irene Sunn French Connexion By Alpe D'Huez	 FRA.1995.22122	0:05:30.60	24	0:03:29.02	20	0:22:28.23	160		0:31:27.85	+0:18:52.95
159	97	HUTCHENS Chris	 GBR.1989.22999	0:08:49.77	157	0:10:02.35	160	0:21:49.24	159		0:40:41.36	+0:28:06.46
160	132	SZYMCZUK Lukasz	 POL.1995.23313	0:45:24.31	160	0:04:46.34	157	0:05:41.91	157		0:55:52.56	+0:43:17.66
MEN Master 35+												
1	343	FRUET Martino	 ITA.1977.22431	0:05:47.65	2	<u>0:03:35.68</u>	1	<u>0:04:15.83</u>	1		0:13:39.16	
2	345	AUSTERMUHLE Ian	 GBR.1980.21590	<u>0:05:47.48</u>	1	0:03:37.19	2	0:04:23.36	2		0:13:48.03	+0:00:08.87












Stage 5Q Results

Pos	Plate	Name Team	Nat EWS number	Sector 1	Pos	Sector 2	Pos	Sector 3	Pos	Penalties	Time	Gap
MEN Master 35+												
3	347	AMOUR Karim BH Enduro Racing Team	 FRA.1975.21696	0:05:52.58	3	0:03:45.35	4	0:04:26.14	3		0:14:04.07	+0:00:24.91
4	326	JOHNSEN Espen	 NOR.1980.22840	0:06:05.75	5	0:03:51.38	11	0:04:28.93	5		0:14:26.06	+0:00:46.90
5	335	BRODERICK Michael	 USA.1973.22376	0:06:12.77	8	0:03:45.00	3	0:04:30.91	7		0:14:28.68	+0:00:49.52
6	346	LAUDER Bradley	 NZL.1985.27531	0:06:06.78	6	0:03:48.59	6	0:04:35.49	11		0:14:30.86	+0:00:51.70
7	305	NEUMANN Marcus	 GER.1987.23206	0:06:13.08	9	0:03:49.52	7	0:04:29.23	6		0:14:31.83	+0:00:52.67
8	330	BERNARD Guillaume	 FRA.1983.22861	0:06:14.85	10	0:03:51.52	12	0:04:28.85	4		0:14:35.22	+0:00:56.06
9	332	CARREZ Cedric Lapierre Zipp Collective	 FRA.1978.23588	0:06:09.55	7	0:03:51.08	10	0:04:36.27	12		0:14:36.90	+0:00:57.74
10	313	CHANDLER Kane	 GBR.1985.21345	0:06:15.11	12	0:03:50.07	8	0:04:44.27	23		0:14:49.45	+0:01:10.29
11	333	HEIMEL Paul	 AUT.1987.24509	0:06:28.02	21	0:03:50.33	9	0:04:32.13	8		0:14:50.48	+0:01:11.32
12	336	LOCHHEAD Andrew	 GBR.1984.25456	0:06:19.02	13	0:03:56.62	17	0:04:37.16	15		0:14:52.80	+0:01:13.64
13	327	EXENBERGER Kurt	 AUT.1975.23045	0:06:23.60	15	0:03:53.85	15	0:04:36.29	13		0:14:53.74	+0:01:14.58
14	325	KULHAVY Radek	 CZE.1984.25807	0:06:14.90	11	0:03:58.55	20	0:04:40.71	20		0:14:54.16	+0:01:15.00

Stage 5Q Results

Pos	Plate	Name Team	Nat EWS number	Sector 1	Pos	Sector 2	Pos	Sector 3	Pos	Penalties	Time	Gap
MEN Master 35+												
15	331	CALVEZ Mathieu Hotlines Nukeproof Racing	FRA.1986.22152	0:06:19.30	14	0:03:56.43	16	0:04:39.08	18		0:14:54.81	+0:01:15.65
16	323	KOLEV Ivan	BUL.1981.22786	0:06:25.05	19	0:03:53.50	14	0:04:37.00	14		0:14:55.55	+0:01:16.39
17	310	ROSSA Damiano	ITA.1984.37199	0:06:24.09	18	0:03:58.00	18	0:04:33.85	10		0:14:55.94	+0:01:16.78
18	321	REISER Christoph	GER.1986.25635	0:06:23.77	16	0:03:59.68	21	0:04:39.92	19		0:15:03.37	+0:01:24.21
19	308	MODESTI Dimitri	ITA.1975.25154	0:06:32.96	24	0:03:53.44	13	0:04:37.54	16		0:15:03.94	+0:01:24.78
20	320	FELLGETT Theo	GBR.1986.38997	0:06:29.65	23	0:03:58.32	19	0:04:37.57	17		0:15:05.54	+0:01:26.38
21	318	CIZINSKY Milan	CZE.1974.22018	0:06:28.18	22	0:04:00.43	22	0:04:41.84	22		0:15:10.45	+0:01:31.29
22	328	SCOTT Darren	GBR.1971.22334	0:06:23.85	17	0:04:03.90	25	0:04:46.94	27		0:15:14.69	+0:01:35.53
23	316	BODEUX Xavier	BEL.1976.21936	0:06:33.52	26	0:04:04.21	26	0:04:46.32	25		0:15:24.05	+0:01:44.89
24	312	BISHOP Daniel	GBR.1970.22823	0:06:33.13	25	0:04:04.50	27	0:04:47.21	28		0:15:24.84	+0:01:45.68
25	334	GREENWOOD Daniel	GBR.1975.22552	0:06:27.65	20	0:04:07.12	29	0:04:51.13	31		0:15:25.90	+0:01:46.74
26	324	WARD Joe	IRL.1971.22541	0:06:37.20	27	0:04:03.73	24	0:04:46.49	26		0:15:27.42	+0:01:48.26


Stage 5Q Results

Pos	Plate	Name Team	Nat EWS number	Sector 1	Pos	Sector 2	Pos	Sector 3	Pos	Penalties	Time	Gap
MEN Master 35+												
27	319	EICHINGER Christoph	 GER.1980.39926	0:06:40.48	29	0:04:01.47	23	0:04:49.13	30		0:15:31.08	+0:01:51.92
28	314	MICHALEK Viktor	 SVK.1980.35835	0:06:41.65	31	0:04:11.71	32	0:04:41.16	21		0:15:34.52	+0:01:55.36
29	309	MAYRHOFER Reinhard Team Dorrong Enduro	 AUT.1976.21667	0:06:41.22	30	0:04:06.63	28	0:04:47.32	29		0:15:35.17	+0:01:56.01
30	311	SADLER Andy	 GBR.1972.21595	0:06:49.48	32	0:04:09.03	31	0:04:44.82	24		0:15:43.33	+0:02:04.17
31	344	EDGWORTH Scott	 GBR.1980.52475	0:06:02.13	4	0:04:28.58	35	0:05:25.01	34		0:15:55.72	+0:02:16.56
32	337	WEIDEMANN Mads	 DEN.1982.33629	0:07:44.31	35	0:03:46.65	5	0:04:33.21	9		0:16:04.17	+0:02:25.01
33	317	WINKLER Gabor	 HUN.1974.22246	0:07:08.18	33	0:04:07.88	30	0:05:11.21	32		0:16:27.27	+0:02:48.11
34	307	RIMONDO Matteo	 ITA.1984.25677	0:06:37.40	28	0:04:15.85	33	0:05:47.17	35		0:16:40.42	+0:03:01.26
35	302	HUGHES David	 IRL.1971.21814	0:07:21.08	34	0:04:21.50	34	0:05:23.01	33		0:17:05.59	+0:03:26.43
36	338	VANER Jan	 CZE.1983.22385	0:07:53.85	36	0:05:07.81	36	0:06:58.43	36		0:20:00.09	+0:06:20.93
MEN Under 21												
1	301	MEIER-SMITH Luke Propain Factory Enduro	 AUS.2002.25147	<u>0:05:25.33</u>	1	0:03:30.70	2	<u>0:04:05.62</u>	1		0:13:01.65	













Stage 5Q Results

Pos	Plate	Name Team	Nat EWS number	Sector 1	Pos	Sector 2	Pos	Sector 3	Pos	Penalties	Time	Gap
MEN Under 21												
2	299	PIERCY Jack Commencal Les Orres Team	GBR.2004.36927	0:05:37.00	3	0:03:32.12	5	0:04:10.39	4		0:13:19.51	+0:00:17.86
3	300	SHERLOCK Seth	CAN.2002.40432	0:05:36.45	2	0:03:35.40	8	0:04:11.85	5		0:13:23.70	+0:00:22.05
4	297	HANCOCK Emmett	CAN.2002.37051	0:05:41.10	4	0:03:32.08	4	0:04:15.60	12		0:13:28.78	+0:00:27.13
5	275	SMRDEL Miha	SLO.2004.38908	0:05:44.65	10	0:03:34.43	7	0:04:10.15	3		0:13:29.23	+0:00:27.58
6	291	ICARDO Alexis Canyon CLLTV Dainese	FRA.2003.31902	0:05:42.70	7	0:03:33.20	6	0:04:13.68	8		0:13:29.58	+0:00:27.93
7	296	PEREZ Enzo Tribe Pyrenees Gravity	FRA.2004.38362	0:05:45.48	12	0:03:31.27	3	0:04:13.18	6		0:13:29.93	+0:00:28.28
8	290	BERTINI Lisandru Lapierre Zipp Collective	FRA.2004.36198	0:05:42.37	5	0:03:35.65	9	0:04:13.67	7		0:13:31.69	+0:00:30.04
9	295	GILCHRIST Ryan	AUS.2002.36859	0:05:54.02	23	<u>0:03:29.52</u>	<u>1</u>	0:04:08.49	2		0:13:32.03	+0:00:30.38
10	277	HEINE Geraud	BEL.2004.25833	0:05:43.09	8	0:03:36.96	14	0:04:15.05	9		0:13:35.10	+0:00:33.45
11	287	LESQUIR Tom Hotlines Nukeproof Racing	FRA.2003.36215	0:05:42.55	6	0:03:35.87	10	0:04:17.74	16		0:13:36.16	+0:00:34.51
12	289	RYYNANEN Tarmo	FIN.2002.31950	0:05:43.82	9	0:03:39.20	17	0:04:16.74	14		0:13:39.76	+0:00:38.11
13	281	COPE Daniel	GBR.2003.36534	0:05:49.87	18	0:03:36.71	11	0:04:15.30	10		0:13:41.88	+0:00:40.23













Stage 5Q Results

Pos	Plate	Name Team	Nat EWS number	Sector 1	Pos	Sector 2	Pos	Sector 3	Pos	Penalties	Time	Gap
MEN Under 21												
14	273	BRACONI Francesco	 ITA.2003.36890	0:05:44.77	11	0:03:40.62	21	0:04:16.71	13		0:13:42.10	+0:00:40.45
15	271	FOURCADE Luca Tribe Pyrenees Gravity	 FRA.2003.35944	0:05:45.93	13	0:03:37.33	15	0:04:19.38	20		0:13:42.64	+0:00:40.99
16	293	KAUX Marin Tribe Pyrenees Gravity	 FRA.2002.30383	0:05:47.68	17	0:03:36.89	12	0:04:19.05	18		0:13:43.62	+0:00:41.97
17	288	MEIER SMITH Remy Propain Factory Enduro	 AUS.2004.40508	0:05:51.78	20	0:03:36.93	13	0:04:15.31	11		0:13:44.02	+0:00:42.37
18	286	JOHNSTON Guy	 NZL.2003.50550	0:05:46.87	15	0:03:39.92	19	0:04:17.63	15		0:13:44.42	+0:00:42.77
19	266	REIS Nuno	 POR.2003.36760	0:05:47.38	16	0:03:39.82	18	0:04:18.07	17		0:13:45.27	+0:00:43.62
20	279	PIVNICKA Jakub	 CZE.2005.38692	0:05:51.79	21	0:03:39.10	16	0:04:20.18	21		0:13:51.07	+0:00:49.42
21	260	AUROUX Jules Commencal Les Orres Team	 FRA.2005.53398	0:05:50.82	19	0:03:41.41	23	0:04:19.13	19		0:13:51.36	+0:00:49.71
22	282	VERNHET Axel	 FRA.2002.34183	0:05:52.83	22	0:03:41.00	22	0:04:27.87	29		0:14:01.70	+0:01:00.05
23	262	FUCHS Peter	 GER.2002.33379	0:06:00.87	27	0:03:44.01	26	0:04:21.77	24		0:14:06.65	+0:01:05.00
24	276	HOGLUND Andreas	 SWE.2002.36347	0:06:05.57	33	0:03:40.56	20	0:04:21.11	22		0:14:07.24	+0:01:05.59
25	278	WAYMAN Alex	 NZL.2004.35117	0:06:03.68	31	0:03:44.29	27	0:04:21.97	25		0:14:09.94	+0:01:08.29

Stage 5Q Results

Pos	Plate	Name Team	Nat EWS number	Sector 1	Pos	Sector 2	Pos	Sector 3	Pos	Penalties	Time	Gap
MEN Under 21												
26	274	BROWN Lewis	 GBR.2002.37821	0:06:02.08	29	0:03:49.97	40	0:04:21.40	23		0:14:13.45	+0:01:11.80
27	294	FAIRBROTHER Matthew	 NZL.2004.35439	0:05:46.55	14	0:03:45.18	29	0:04:43.91	47		0:14:15.64	+0:01:13.99
28	269	VAANANEN Erik Edvin	 FIN.2003.33917	0:06:03.40	30	0:03:47.67	32	0:04:25.51	27		0:14:16.58	+0:01:14.93
29	255	FIEDLER Zdenek	 CZE.2002.27427	0:05:59.02	25	0:03:45.95	30	0:04:32.14	33		0:14:17.11	+0:01:15.46
30	267	FOCKENBERGER Timmy	 AUT.2003.33138	0:06:03.72	32	0:03:49.31	36	0:04:26.00	28		0:14:19.03	+0:01:17.38
31	241	CONROY Brendan	 IRL.2004.39139	0:06:01.04	28	0:03:48.75	34	0:04:30.86	31		0:14:20.65	+0:01:19.00
32	239	HEITMANN Jonathan	 GER.2004.50848	0:06:08.86	37	0:03:43.19	25	0:04:28.74	30		0:14:20.79	+0:01:19.14
33	284	RANDELL Jayden	 GBR.2003.27895	0:05:58.07	24	0:03:49.17	35	0:04:35.58	39		0:14:22.82	+0:01:21.17
34	249	JOLY Enzo	 FRA.2005.39338	0:05:59.02	25	0:03:47.33	31	0:04:39.22	43		0:14:25.57	+0:01:23.92
35	248	JOLY Emilien	 FRA.2005.39337	0:06:08.15	35	0:03:44.78	28	0:04:34.00	36		0:14:26.93	+0:01:25.28
36	247	MALEVEZ Clement	 BEL.2002.33413	0:06:05.85	34	0:03:49.72	37	0:04:32.44	34		0:14:28.01	+0:01:26.36
37	257	CASTELLI Elia	 ITA.2004.39530	0:06:08.20	36	0:03:49.85	39	0:04:33.45	35		0:14:31.50	+0:01:29.85












Stage 5Q Results

Pos	Plate	Name Team	Nat EWS number	Sector 1	Pos	Sector 2	Pos	Sector 3	Pos	Penalties	Time	Gap
MEN Under 21												
38	240	SHPANOF Elad	 ISR.2005.40398	0:06:26.02	44	0:03:42.73	24	0:04:23.77	26		0:14:32.52	+0:01:30.87
39	270	CLEMENT Liam	 GBR.2004.37661	0:06:12.13	40	0:03:47.85	33	0:04:34.76	38		0:14:34.74	+0:01:33.09
40	243	GREEN Lachlan	 AUS.2002.36954	0:06:15.95	41	0:03:49.78	38	0:04:31.51	32		0:14:37.24	+0:01:35.59
41	242	JOHNSSON Olle	 SWE.2004.39449	0:06:16.40	42	0:03:50.28	41	0:04:34.25	37		0:14:40.93	+0:01:39.28
42	263	HARROP Zack	 GBR.2003.30354	0:06:10.85	38	0:03:53.96	42	0:04:40.75	44		0:14:45.56	+0:01:43.91
43	253	GILBERT Mark	 USA.2005.34394	0:06:11.79	39	0:03:58.93	43	0:04:41.61	45		0:14:52.33	+0:01:50.68
44	256	HANZLIK Ondrej	 SVK.2003.39747	0:06:21.72	43	0:04:00.10	44	0:04:47.62	49		0:15:09.44	+0:02:07.79
45	246	WEIHING Leon	 GER.2003.33397	0:06:29.66	45	0:04:05.65	46	0:04:38.66	42		0:15:13.97	+0:02:12.32
46	254	ALBER Lennard	 GER.2002.35750	0:06:31.73	46	0:04:11.48	48	0:04:47.29	48		0:15:30.50	+0:02:28.85
47	250	DEMARTEAU Colin	 BEL.2003.33889	0:06:50.87	48	0:04:07.15	47	0:04:36.05	40		0:15:34.07	+0:02:32.42
48	244	BESTER Nico	 RSA.2002.39508	0:06:58.08	49	0:04:01.17	45	0:04:36.80	41		0:15:36.05	+0:02:34.40
49	280	ESCHLER Lasse	 GER.2005.37539	0:06:42.53	47	0:04:14.25	49	0:04:43.15	46		0:15:39.93	+0:02:38.28













Stage 5Q Results

Pos	Plate	Name Team	Nat EWS number	Sector 1	Pos	Sector 2	Pos	Sector 3	Pos	Penalties	Time	Gap
MEN Under 21												
50	292	BRODIE William	 GBR.2004.37689	0:16:31.39	50	0:29:53.74	50	0:05:20.92	50		0:51:46.05	+0:38:44.40
WOMEN												
1	4	HARDEN Harriet Trek Factory Racing	 GBR.2001.22819	0:06:10.65	2	<u>0:03:46.28</u>	1	<u>0:04:25.41</u>	1		0:14:22.34	
2	3	COURDURIER Isabeau Lapierre Zipp Collective	 FRA.1994.21731	<u>0:06:02.78</u>	1	0:03:48.79	3	0:04:32.24	4		0:14:23.81	+0:00:01.47
3	2	CHARRE Morgane Pivot Factory Racing	 FRA.1990.21958	0:06:12.62	3	0:03:47.65	2	0:04:26.12	2		0:14:26.39	+0:00:04.05
4	38	LANTHIER NADEAU Andreane Rocky Mountain Race Face	 CAN.1993.21609	0:06:17.47	7	0:03:53.65	5	0:04:27.92	3		0:14:39.04	+0:00:16.70
5	1	PUGIN Melanie BH Enduro Racing Team	 FRA.1990.21693	0:06:14.37	4	0:03:54.10	6	0:04:36.48	7		0:14:44.95	+0:00:22.61
6	5	KOREM Noga GT Factory Racing	 ISR.1991.21660	0:06:16.38	6	0:03:54.52	7	0:04:34.61	6		0:14:45.51	+0:00:23.17
7	41	MORRISON Rae Liv Racing	 NZL.1989.21630	0:06:21.56	8	0:03:59.42	8	0:04:33.76	5		0:14:54.74	+0:00:32.40
8	43	THOMA Ines	 GER.1989.21750	0:06:27.77	9	0:03:52.02	4	0:04:38.59	9		0:14:58.38	+0:00:36.04
9	7	BARAONA Rebecca Yeti / Fox Factory Team	 GBR.1993.21715	0:06:32.73	14	0:04:00.78	13	0:04:36.75	8		0:15:10.26	+0:00:47.92
10	209	DUVERT Julie Theory Racing p/b ProBikeKit	 FRA.1996.21719	0:06:29.37	10	0:03:59.95	9	0:04:42.34	14		0:15:11.66	+0:00:49.32













Stage 5Q Results

Pos	Plate	Name Team	Nat EWS number	Sector 1	Pos	Sector 2	Pos	Sector 3	Pos	Penalties	Time	Gap
WOMEN												
11	49	BRUCHLE Veronika Cube Action Team	 GER.1995.22726	0:06:31.40	13	0:04:02.15	15	0:04:39.27	11		0:15:12.82	+0:00:50.48
12	44	PRUDKOVA Barbora	 CZE.1996.38768	0:06:29.57	12	0:04:03.91	18	0:04:41.85	13		0:15:15.33	+0:00:52.99
13	42	COOK Becky	 GBR.1986.21664	0:06:29.48	11	0:04:05.37	21	0:04:45.47	19		0:15:20.32	+0:00:57.98
14	46	BAUMANN Lisa Commencal Les Orres Team	 SUI.2001.37332	0:06:34.78	15	0:04:01.47	14	0:04:46.51	21		0:15:22.76	+0:01:00.42
15	54	ESPINEIRA HERREROS Florenia Orbea FOX Enduro Team	 CHI.1992.22941	0:06:36.56	16	0:04:00.17	10	0:04:47.17	23		0:15:23.90	+0:01:01.56
16	47	LAWRENCE Kate Yeti / Fox Factory Team	 USA.1998.27745	0:06:41.58	20	0:04:00.52	12	0:04:42.46	15		0:15:24.56	+0:01:02.22
17	208	MORRISON Amy	 USA.1989.22252	0:06:44.19	24	0:04:00.31	11	0:04:42.95	18		0:15:27.45	+0:01:05.11
18	56	HOLL Valentina RockShox Trek Race Team	 AUT.2001.39135	0:06:38.10	17	0:04:07.05	26	0:04:42.48	16		0:15:27.63	+0:01:05.29
19	204	TAYLOR Chloe	 GBR.1998.23462	0:06:43.80	23	0:04:04.80	19	0:04:39.21	10		0:15:27.81	+0:01:05.47
20	212	BUREK Katarzyna	 POL.1993.23240	0:06:41.45	19	0:04:05.70	24	0:04:42.55	17		0:15:29.70	+0:01:07.36
21	211	JOLIDON Sidonie	 SUI.1987.31073	0:06:41.30	18	0:04:05.33	20	0:04:47.02	22		0:15:33.65	+0:01:11.31











Stage 5Q Results

Pos	Plate	Name Team	Nat EWS number	Sector 1	Pos	Sector 2	Pos	Sector 3	Pos	Penalties	Time	Gap
WOMEN												
22	45	JONNIER Morgane Rossignol Factory Team	 FRA.1990.22559	0:06:47.70	30	0:04:05.63	23	0:04:41.42	12		0:15:34.75	+0:01:12.41
23	205	BATTISTA Laura	 AUS.1988.22132	0:06:43.33	22	0:04:05.42	22	0:04:46.11	20		0:15:34.86	+0:01:12.52
24	10	RICHTER Raphaela Ibis Enduro Team	 GER.1997.25746	0:06:15.10	5	0:04:09.29	31	0:05:14.53	40		0:15:38.92	+0:01:16.58
25	210	RUTZ Lea Salome	 SUI.1995.33389	0:06:45.60	26	0:04:02.98	16	0:04:50.38	26		0:15:38.96	+0:01:16.62
26	52	GEHRIG Carolin Norco Factory Team	 SUI.1987.21665	0:06:47.30	29	0:04:03.32	17	0:04:49.63	25		0:15:40.25	+0:01:17.91
27	213	NEWKIRK Anna	 USA.2001.25192	0:06:46.79	28	0:04:07.63	28	0:04:48.36	24		0:15:42.78	+0:01:20.44
28	225	REY Charlotte Tribe Pyrenees Gravity	 FRA.2000.31025	0:06:42.33	21	0:04:06.42	25	0:04:54.66	30		0:15:43.41	+0:01:21.07
29	50	WIEDENROTH Sofia Specialized Racing	 GER.1995.24544	0:06:46.00	27	0:04:07.72	29	0:04:51.22	27		0:15:44.94	+0:01:22.60
30	39	SCARSI Gloria Canyon CLLTV Dainese	 ITA.2000.36425	0:06:44.40	25	0:04:20.00	37	0:04:51.46	28		0:15:55.86	+0:01:33.52
31	203	HENDERSON Polly	 GBR.2001.22368	0:06:48.17	31	0:04:12.18	32	0:04:55.81	31		0:15:56.16	+0:01:33.82
32	51	GEHRIG Anita Norco Factory Team	 SUI.1987.21718	0:06:49.42	32	0:04:14.17	33	0:04:53.88	29		0:15:57.47	+0:01:35.13
33	40	STONE Jessica	 GBR.1990.32154	0:06:58.60	34	0:04:20.97	39	0:05:04.21	34		0:16:23.78	+0:02:01.44


Stage 5Q Results

Pos	Plate	Name Team	Nat EWS number	Sector 1	Pos	Sector 2	Pos	Sector 3	Pos	Penalties	Time	Gap
WOMEN												
34	217	YUSTO SANCHEZ Sara	 ESP.2000.39157	0:07:02.85	36	0:04:17.10	36	0:05:05.62	35		0:16:25.57	+0:02:03.23
35	53	SCHICK Lucy Norco Factory Team	 CAN.2000.23447	0:06:49.50	33	0:04:07.08	27	0:05:29.68	44		0:16:26.26	+0:02:03.92
36	220	DILLON Sian	 GBR.1994.35457	0:07:11.80	38	0:04:14.58	34	0:05:07.90	36		0:16:34.28	+0:02:11.94
37	215	HOVORKA Anja	 SUI.1989.37532	0:07:19.25	41	0:04:20.15	38	0:04:59.48	32		0:16:38.88	+0:02:16.54
38	214	DAVIDSSON Elina	 SWE.2001.38290	0:07:11.27	37	0:04:27.43	43	0:05:04.09	33		0:16:42.79	+0:02:20.45
39	224	MCKIRDY Angeline	 CAN.1992.23461	0:07:21.73	42	0:04:15.92	35	0:05:08.83	37		0:16:46.48	+0:02:24.14
40	219	RING Filippa	 SWE.1990.39267	0:07:18.92	40	0:04:22.45	40	0:05:11.00	39		0:16:52.37	+0:02:30.03
41	222	SAVELLI Irene	 ITA.1992.22163	0:07:15.25	39	0:04:23.29	41	0:05:15.08	41		0:16:53.62	+0:02:31.28
42	218	MASIP IBANEZ Ares	 ESP.1995.36074	0:07:40.50	43	0:04:23.35	42	0:05:09.94	38		0:17:13.79	+0:02:51.45
43	216	JOHNSEN Jonna	 DEN.1992.27207	0:07:42.44	44	0:04:49.60	45	0:05:24.38	43		0:17:56.42	+0:03:34.08
44	226	LONG Julia	 CAN.1999.22029	0:07:01.10	35	0:04:08.23	30	0:07:11.65	45		0:18:20.98	+0:03:58.64
45	221	JENSEN Kaia	 USA.2000.26157	0:08:24.92	45	0:04:44.22	44	0:05:18.27	42		0:18:27.41	+0:04:05.07

Stage 5Q Results

Pos	Plate	Name Team	Nat EWS number	Sector 1	Pos	Sector 2	Pos	Sector 3	Pos	Penalties	Time	Gap
WOMEN Master 35+												
1	233	NESTLEROVA Fejola Stepanka	 CZE.1985.21761	<u>0:06:43.05</u>	1	<u>0:04:03.83</u>	1	<u>0:04:46.86</u>	1		0:15:33.74	
2	232	PAULIN Louise Margareta Ibis Enduro Team	 SWE.1978.21619	0:06:44.12	2	0:04:06.21	2	0:04:47.82	2		0:15:38.15	+0:00:04.41
3	229	NEWELL Melissa	 NZL.1979.21458	0:07:30.82	3	0:04:13.86	3	0:05:09.32	3		0:16:54.00	+0:01:20.26
4	230	FILBY Maxine	 GBR.1980.36076	0:07:46.09	4	0:04:24.15	4	0:05:23.57	5		0:17:33.81	+0:02:00.07
5	231	THOMSEN Sandra Bohn	 DEN.1983.33584	0:08:10.70	5	0:04:35.75	5	0:05:22.28	4		0:18:08.73	+0:02:34.99
6	227	MCCONNELOUG Mary	 USA.1971.22390	0:08:23.60	6	0:04:37.30	6	0:05:28.01	6		0:18:28.91	+0:02:55.17
7	228	CONTENTOANGELL Kristine	 USA.1979.33608	0:09:51.55	7	0:06:03.27	7	0:06:17.18	7		0:22:12.00	+0:06:38.26
WOMEN Under 21												
1	238	LAN Emmy Norco Factory Team	 CAN.2004.33463	<u>0:06:37.42</u>	1	<u>0:04:06.53</u>	1	0:04:52.58	2		0:15:36.53	
2	237	RIVA Sophie	 ITA.2003.33949	0:06:49.85	2	0:04:06.83	2	<u>0:04:48.90</u>	1		0:15:45.58	+0:00:09.05
3	234	MUIRHEAD Kalani	 NZL.2003.40226	0:07:34.92	4	0:04:31.38	3	0:05:22.31	3		0:17:28.61	+0:01:52.08

Stage 5Q Results

Pos	Plate	Name Team	Nat EWS number	Sector 1	Pos	Sector 2	Pos	Sector 3	Pos	Penalties	Time	Gap
WOMEN Under 21												
4	236	BOUCHER Lily	 CAN.2004.40222	0:07:26.32	3	0:04:35.83	4	0:05:28.65	4		0:17:30.80	+0:01:54.27

Statistics

Entries / Nations	Finished	DNF	DSQ	DNS	Weather	Temperature	Distance	Elevation
302 / 30	302	0	0	0				

DNF: did not finish · DNS: did not start · DSQ: disqualified