



































## STAGE OPRO RESULTS

Pos	Plate	Name Team	Nat EWS number	Sector 1	Pos	Sector 2	Pos	Sector 3	Pos	Penalties	Time	Gap
<b>MEN</b>												
1	3	<b>MELAMED Jesse</b> Rocky Mountain Race Face	 CAN.1992.21596	0:01:41.13	7	<u>0:04:41.87</u>	1	<u>0:02:09.16</u>	1		<b>0:08:32.16</b>	
2	2	<b>RUDE JR Richard</b> Yeti / Fox Factory Team	 USA.1995.21739	0:01:38.97	2	0:04:44.42	2	0:02:14.68	12		<b>0:08:38.07</b>	+0:00:05.91
3	1	<b>MOIR Jack</b> Canyon Collective	 AUS.1994.33430	0:01:42.12	10	0:04:45.50	4	0:02:11.21	2		<b>0:08:38.83</b>	+0:00:06.67
4	10	<b>WALKER Matthew</b> Pivot Factory Racing	 NZL.1990.21846	0:01:41.13	7	0:04:48.28	7	0:02:13.45	7		<b>0:08:42.86</b>	+0:00:10.70
5	23	<b>LUCAS Cole</b> Ibis Enduro Team	 NZL.1998.23013	<u>0:01:38.89</u>	1	0:04:51.54	14	0:02:14.48	11		<b>0:08:44.91</b>	+0:00:12.75
6	30	<b>GAUVIN Remi</b> Rocky Mountain Race Face	 CAN.1992.21624	0:01:47.33	28	0:04:46.45	5	0:02:11.29	3		<b>0:08:45.07</b>	+0:00:12.91
7	28	<b>MENZIES Jack</b>	 CAN.2001.22519	0:01:44.60	16	0:04:49.90	13	0:02:12.52	5		<b>0:08:47.02</b>	+0:00:14.86
8	21	<b>MASTERS Edward</b> Pivot Factory Racing	 NZL.1989.22590	0:01:41.10	6	0:04:53.23	17	0:02:12.92	6		<b>0:08:47.25</b>	+0:00:15.09
9	26	<b>CALLAGHAN Gregory</b> Devinci Global Racing	 IRL.1991.21827	0:01:45.37	18	0:04:48.38	8	0:02:15.37	15		<b>0:08:49.12</b>	+0:00:16.96
10	29	<b>TEXTOR Christian</b> Team BULLS	 GER.1990.22845	0:01:46.37	23	0:04:49.08	12	0:02:14.95	14		<b>0:08:50.40</b>	+0:00:18.24
11	59	<b>KRASNY Carter</b>	 CAN.1999.22027	0:01:53.01	57	0:04:46.94	6	0:02:11.61	4		<b>0:08:51.56</b>	+0:00:19.40
12	14	<b>DENIAUD Youn</b> Giant Factory Off-Road	 FRA.1996.22994	0:01:42.47	12	0:04:55.43	25	0:02:14.06	8		<b>0:08:51.96</b>	+0:00:19.80












## STAGE 0PRO RESULTS

Pos	Plate	Name Team	Nat EWS number	Sector 1	Pos	Sector 2	Pos	Sector 3	Pos	Penalties	Time	Gap
<b>MEN</b>												
13	35	<b>VEZINA McKay</b> Giant Factory Off-Road	 CAN.1995.21632	0:01:47.90	31	0:04:48.65	11	0:02:15.50	17		<b>0:08:52.05</b>	+0:00:19.89
14	25	<b>BOOKER Daniel</b> Nukeproof SRAM Factory Racing	 AUS.1997.25378	0:01:44.54	15	0:04:55.28	24	0:02:14.40	9		<b>0:08:54.22</b>	+0:00:22.06
15	22	<b>VERNER Rhys</b> Forbidden Synthesis	 CAN.1997.22407	0:01:45.41	20	0:04:54.50	21	0:02:14.47	10		<b>0:08:54.38</b>	+0:00:22.22
16	6	<b>TORDO Dimitri</b> Canyon Collective	 FRA.1993.21764	0:01:44.98	17	0:04:52.59	15	0:02:17.08	25		<b>0:08:54.65</b>	+0:00:22.49
17	60	<b>ROPELATO Mitch</b> Cannondale Enduro	 USA.1992.22734	0:01:48.26	34	0:04:52.69	16	0:02:14.86	13		<b>0:08:55.81</b>	+0:00:23.65
18	55	<b>WALL Evan</b> Devinci Global Racing	 CAN.1999.23531	0:01:41.72	9	0:04:56.40	29	0:02:17.98	32		<b>0:08:56.10</b>	+0:00:23.94
19	16	<b>MURRAY Charles</b> Specialized Racing	 NZL.1996.22752	0:01:43.21	13	0:04:55.57	26	0:02:17.71	29		<b>0:08:56.49</b>	+0:00:24.33
20	11	<b>LUKASIK Slawomir</b> Canyon CLLTV Dainese	 POL.1993.24876	0:01:51.65	45	0:04:45.33	3	0:02:21.23	55		<b>0:08:58.21</b>	+0:00:26.05
21	79	<b>OSBORNE Marco</b>	 USA.1992.21762	0:01:45.38	19	0:04:56.32	27	0:02:16.70	22		<b>0:08:58.40</b>	+0:00:26.24
22	32	<b>PERSAK Vid</b> Orbea FOX Enduro Team	 SLO.1996.22810	0:01:46.75	25	0:04:56.38	28	0:02:15.44	16		<b>0:08:58.57</b>	+0:00:26.41
23	7	<b>JOHANSEN Zakarias</b> Ibis Enduro Team	 SWE.1992.21863	0:01:48.70	36	0:04:54.90	22	0:02:16.50	20		<b>0:09:00.10</b>	+0:00:27.94













## STAGE OPRO RESULTS

Pos	Plate	Name Team	Nat EWS number	Sector 1	Pos	Sector 2	Pos	Sector 3	Pos	Penalties	Time	Gap
<b>MEN</b>												
24	5	<b>BORGES Jose</b> Canyon Collective	 POR.1990.21669	0:01:49.87	39	0:04:54.38	19	0:02:15.96	19		<b>0:09:00.21</b>	+0:00:28.05
25	33	<b>STUTTARD Mathew</b> Polygon Factory Racing	 GBR.1993.21661	0:01:50.72	43	0:04:53.50	18	0:02:17.31	26		<b>0:09:01.53</b>	+0:00:29.37
26	119	<b>KING Riley</b>	 AUS.2001.23512	0:01:46.70	24	0:04:57.78	33	0:02:18.23	34		<b>0:09:02.71</b>	+0:00:30.55
27	52	<b>GARAY TAMAYO Iago</b> Santa Cruz X SRAM	 ESP.1991.21707	0:01:47.16	26	0:04:57.17	31	0:02:19.14	39		<b>0:09:03.47</b>	+0:00:31.31
28	4	<b>MIQUEL Kevin</b> Specialized Racing	 FRA.1991.21704	0:01:48.16	32	0:04:58.09	34	0:02:17.94	31		<b>0:09:04.19</b>	+0:00:32.03
29	27	<b>RUDEAU Alex</b> Commencal Enduro Project	 FRA.1996.25071	0:01:40.53	4	0:04:48.40	9	0:02:36.14	102		<b>0:09:05.07</b>	+0:00:32.91
30	82	<b>NESTOROFF Nikolas</b>	 USA.1999.36915	0:01:52.85	56	0:04:54.95	23	0:02:17.50	27		<b>0:09:05.30</b>	+0:00:33.14
31	61	<b>HEINIGER Nils</b>	 NZL.1999.25218	0:01:47.22	27	0:05:00.16	40	0:02:18.44	36		<b>0:09:05.82</b>	+0:00:33.66
32	31	<b>JEANDEL Louis</b> Commencal Enduro Project	 FRA.1998.22140	0:01:51.79	47	0:04:58.25	35	0:02:17.64	28		<b>0:09:07.68</b>	+0:00:35.52
33	53	<b>KANGAS Oliwer</b>	 SWE.1992.33903	0:01:48.24	33	0:04:59.76	38	0:02:19.82	44		<b>0:09:07.82</b>	+0:00:35.66
34	66	<b>GALY Theo</b> Sunn French Connexion By Alpe D'Huez	 FRA.1990.21691	0:01:47.45	29	0:05:01.25	41	0:02:19.78	42		<b>0:09:08.48</b>	+0:00:36.32













## STAGE 0PRO RESULTS

Pos	Plate	Name Team	Nat EWS number	Sector 1	Pos	Sector 2	Pos	Sector 3	Pos	Penalties	Time	Gap
<b>MEN</b>												
35	67	<b>BLAHA Vojtech</b>	 CZE.1999.22684	0:01:47.78	30	0:05:01.32	42	0:02:19.92	45		<b>0:09:09.02</b>	+0:00:36.86
36	54	<b>STORR Alex</b> Forbidden Synthesis	 GBR.2001.31009	0:01:52.14	50	0:04:58.65	36	0:02:18.44	36		<b>0:09:09.23</b>	+0:00:37.07
37	13	<b>MAES Martin</b> Orbea FOX Enduro Team	 BEL.1997.21636	0:01:40.67	5	0:04:48.40	9	0:02:41.00	107		<b>0:09:10.07</b>	+0:00:37.91
38	68	<b>MENJOU Irenee</b> Sunn French Connexion By Alpe D'Huez	 FRA.1995.22122	0:01:44.17	14	0:05:04.24	47	0:02:21.68	56		<b>0:09:10.09</b>	+0:00:37.93
39	98	<b>NEWELL Jake</b>	 AUS.1993.24612	0:01:52.43	53	0:04:59.48	37	0:02:18.35	35		<b>0:09:10.26</b>	+0:00:38.10
40	78	<b>BARELLI Yoann</b>	 FRA.1985.21889	0:01:54.64	61	0:04:57.68	32	0:02:18.08	33		<b>0:09:10.40</b>	+0:00:38.24
41	74	<b>MACARTHUR Glenn</b>	 FRA.2000.22879	0:01:48.73	37	0:05:02.34	44	0:02:19.81	43		<b>0:09:10.88</b>	+0:00:38.72
42	65	<b>FRANCK Gilles</b>	 BEL.2000.22291	0:01:50.31	41	0:05:01.92	43	0:02:19.73	41		<b>0:09:11.96</b>	+0:00:39.80
43	88	<b>PROCHYRA Jordan</b>	 AUS.1994.21674	0:01:52.20	51	0:04:59.98	39	0:02:20.03	47		<b>0:09:12.21</b>	+0:00:40.05
44	57	<b>HILL Samuel</b> Nukeproof SRAM Factory Racing	 AUS.1985.21775	0:01:59.88	72	0:04:56.97	30	0:02:15.54	18		<b>0:09:12.39</b>	+0:00:40.23
45	50	<b>CAMOIN Francesco</b> Specialized Racing	 FRA.2001.23545	0:01:50.25	40	0:05:02.96	46	0:02:20.10	49		<b>0:09:13.31</b>	+0:00:41.15












## STAGE OPRO RESULTS

Pos	Plate	Name Team	Nat EWS number	Sector 1	Pos	Sector 2	Pos	Sector 3	Pos	Penalties	Time	Gap
<b>MEN</b>												
46	81	<b>PETERSON Colton</b>	 USA.1999.30493	0:01:46.27	21	0:05:04.62	49	0:02:23.61	74		<b>0:09:14.50</b>	+0:00:42.34
47	62	<b>WARNET Manu</b>	 NED.2001.26267	0:01:51.82	48	0:05:04.88	51	0:02:17.87	30		<b>0:09:14.57</b>	+0:00:42.41
48	34	<b>LARBEOU Guillaume</b> Commencal Enduro Project	 FRA.1994.25575	0:02:03.18	83	0:04:54.45	20	0:02:16.95	24		<b>0:09:14.58</b>	+0:00:42.42
49	63	<b>BURNS CONTRERAS Pedro</b> Trek Factory Racing	 CHI.1997.21729	0:01:52.66	54	0:05:04.62	49	0:02:18.58	38		<b>0:09:15.86</b>	+0:00:43.70
50	24	<b>GRAHAM Innes</b>	 GBR.1996.35188	0:01:49.10	38	0:05:10.35	62	0:02:16.56	21		<b>0:09:16.01</b>	+0:00:43.85
51	91	<b>MIHALKOVITS Peter</b>	 AUT.1993.23608	0:01:48.29	35	0:05:06.58	55	0:02:22.62	64		<b>0:09:17.49</b>	+0:00:45.33
52	20	<b>VENDEMMIA Mirco</b> Cannondale Enduro	 ITA.1998.21871	0:01:51.03	44	0:05:06.92	56	0:02:19.61	40		<b>0:09:17.56</b>	+0:00:45.40
53	73	<b>SELF Daniel</b>	 NZL.1998.21834	0:01:46.30	22	0:05:10.08	60	0:02:22.01	59		<b>0:09:18.39</b>	+0:00:46.23
54	89	<b>JANSER Robin</b> Swiss Enduro Team by Giant	 SUI.2000.25837	0:01:56.28	65	0:05:05.32	52	0:02:16.93	23		<b>0:09:18.53</b>	+0:00:46.37
55	8	<b>DAILLY Adrien</b> Lapierre Zipp Collective	 FRA.1996.21677	0:01:40.33	3	0:05:17.35	79	0:02:23.33	70		<b>0:09:21.01</b>	+0:00:48.85
56	90	<b>PFEIL Max</b>	 GER.1998.27442	0:01:52.21	52	0:05:08.14	58	0:02:21.04	54		<b>0:09:21.39</b>	+0:00:49.23
57	94	<b>CAVAYE Andrew</b>	 AUS.1996.24678	0:01:56.48	66	0:05:04.60	48	0:02:21.80	57		<b>0:09:22.88</b>	+0:00:50.72

## STAGE 0PRO RESULTS












Pos	Plate	Name Team	Nat EWS number	Sector 1	Pos	Sector 2	Pos	Sector 3	Pos	Penalties	Time	Gap
<b>MEN</b>												
58	126	<b>KNOTT Peter</b>	 AUS.1995.52797	0:01:57.80	69	0:05:05.46	53	0:02:19.92	45		<b>0:09:23.18</b>	+0:00:51.02
59	72	<b>WEBER Basil</b>	 SUI.1992.35964	0:01:51.75	46	0:05:11.63	65	0:02:20.33	51		<b>0:09:23.71</b>	+0:00:51.55
60	51	<b>STONE Brady</b> Polygon Factory Racing	 NZL.2000.23119	0:02:00.27	73	0:05:02.90	45	0:02:22.53	63		<b>0:09:25.70</b>	+0:00:53.54
61	115	<b>SMITH Jimmy</b>	 USA.1994.22251	0:01:55.95	63	0:05:07.98	57	0:02:23.34	71		<b>0:09:27.27</b>	+0:00:55.11
62	80	<b>LESLIE Shane</b>	 USA.1996.22174	0:02:01.78	78	0:05:05.97	54	0:02:20.31	50		<b>0:09:28.06</b>	+0:00:55.90
63	102	<b>WOLFE Daniel</b> Polygon Factory Racing	 IRL.1988.22250	0:01:57.67	67	0:05:09.63	59	0:02:20.92	53		<b>0:09:28.22</b>	+0:00:56.06
64	84	<b>HARRIS Bradley</b> Theory Racing p/b ProBikeKit	 NZL.2001.27637	0:01:55.73	62	0:05:11.07	63	0:02:22.18	61		<b>0:09:28.98</b>	+0:00:56.82
65	58	<b>BLAIR Lachlan</b> Orange Factory Racing	 GBR.1995.21426	0:01:52.79	55	0:05:12.78	66	0:02:25.45	82		<b>0:09:31.02</b>	+0:00:58.86
66	124	<b>CSEH Jesse</b>	 NZL.1998.24905	0:01:54.53	60	0:05:10.22	61	0:02:26.75	90		<b>0:09:31.50</b>	+0:00:59.34
67	93	<b>CARROLL Gavin</b>	 IRL.1993.35848	0:01:52.12	49	0:05:16.68	76	0:02:22.93	68		<b>0:09:31.73</b>	+0:00:59.57
68	95	<b>TOOKE Jacob</b>	 CAN.1999.22078	0:01:57.67	67	0:05:13.53	68	0:02:20.80	52		<b>0:09:32.00</b>	+0:00:59.84
69	87	<b>FRESQUET Axel</b> Tribe Pyrenees Gravity	 FRA.1998.23081	0:01:53.38	58	0:05:20.52	85	0:02:22.37	62		<b>0:09:36.27</b>	+0:01:04.11

## STAGE OPRO RESULTS

Pos	Plate	Name Team	Nat EWS number	Sector 1	Pos	Sector 2	Pos	Sector 3	Pos	Penalties	Time	Gap
<b>MEN</b>												
70	96	<b>OMDAL Oskar</b>	 NOR.2000.32277	0:02:00.69	75	0:05:15.76	73	0:02:20.09	48		<b>0:09:36.54</b>	+0:01:04.38
71	56	<b>CONNELL Joseph</b> Orange Factory Racing	 GBR.1994.21745	0:01:55.96	64	0:05:19.12	81	0:02:23.37	72		<b>0:09:38.45</b>	+0:01:06.29
72	133	<b>CHIANG Sheng Shan</b>	 TPE.1994.22315	0:02:02.21	79	0:05:13.29	67	0:02:24.32	79		<b>0:09:39.82</b>	+0:01:07.66
73	125	<b>MAAYAN Yonatan</b>	 ISR.1992.23494	0:02:00.43	74	0:05:16.10	74	0:02:23.85	76		<b>0:09:40.38</b>	+0:01:08.22
74	100	<b>MAGGS David</b>	 AUS.1996.23408	0:02:02.30	80	0:05:14.91	71	0:02:23.37	72		<b>0:09:40.58</b>	+0:01:08.42
75	110	<b>KAHN David</b>	 USA.2000.23224	0:02:03.06	82	0:05:14.19	69	0:02:23.93	77		<b>0:09:41.18</b>	+0:01:09.02
76	70	<b>BOX Archie</b>	 GBR.1998.23201	0:02:01.66	77	0:05:17.32	78	0:02:24.18	78		<b>0:09:43.16</b>	+0:01:11.00
77	71	<b>GRANT Kelan</b> Nukeproof SRAM Factory Racing	 IRL.1993.21773	0:01:42.15	11	0:05:36.52	102	0:02:25.54	83		<b>0:09:44.21</b>	+0:01:12.05
78	130	<b>MATTHEWS Stephen</b>	 CAN.1988.27584	0:02:06.49	93	0:05:11.25	64	0:02:26.64	89		<b>0:09:44.38</b>	+0:01:12.22
79	85	<b>JOYE Cameron</b>	 USA.1998.21721	0:01:53.80	59	0:05:26.17	93	0:02:24.52	81		<b>0:09:44.49</b>	+0:01:12.33
80	128	<b>BARTON Jacob</b>	 AUS.2001.51152	0:02:03.45	84	0:05:15.65	72	0:02:26.45	88		<b>0:09:45.55</b>	+0:01:13.39














## STAGE OPRO RESULTS






Pos	Plate	Name Team	Nat EWS number	Sector 1	Pos	Sector 2	Pos	Sector 3	Pos	Penalties	Time	Gap
<b>MEN</b>												
81	64	<b>MORGAN Myles</b>	 USA.2001.24399	0:01:50.65	42	0:05:32.75	97	0:02:23.16	69		<b>0:09:46.56</b>	+0:01:14.40
82	99	<b>JENSEN Henrik</b>	 GBR.1998.25933	0:02:09.75	97	0:05:14.28	70	0:02:22.71	67		<b>0:09:46.74</b>	+0:01:14.58
83	105	<b>RATHKAMP Spencer</b>	 USA.1994.25258	0:01:58.85	70	0:05:21.18	88	0:02:27.51	93		<b>0:09:47.54</b>	+0:01:15.38
84	109	<b>COUTURE Charles</b>	 CAN.1999.29610	0:02:06.17	92	0:05:17.11	77	0:02:24.39	80		<b>0:09:47.67</b>	+0:01:15.51
85	92	<b>WILSON Thomas</b> Orange Factory Racing	 GBR.2000.22553	0:02:03.75	86	0:05:22.33	91	0:02:22.65	65		<b>0:09:48.73</b>	+0:01:16.57
86	104	<b>PEREDO TORRES Ricardo Francisco</b>	 MEX.1993.22141	0:02:06.10	91	0:05:20.93	87	0:02:22.05	60		<b>0:09:49.08</b>	+0:01:16.92
87	127	<b>BRADSHAW Tom</b>	 NZL.1993.24526	0:02:08.07	96	0:05:19.13	82	0:02:23.75	75		<b>0:09:50.95</b>	+0:01:18.79
88	101	<b>RYAN Cameron</b>	 AUS.1995.23609	0:02:06.73	94	0:05:20.75	86	0:02:25.54	83		<b>0:09:53.02</b>	+0:01:20.86
89	118	<b>BELLINGER Corey</b>	 USA.1988.32389	0:02:00.85	76	0:05:23.87	92	0:02:28.41	96		<b>0:09:53.13</b>	+0:01:20.97
90	116	<b>KARALUS Ben</b>	 NZL.1998.32702	0:02:05.40	90	0:05:21.77	89	0:02:26.13	87		<b>0:09:53.30</b>	+0:01:21.14
91	106	<b>ROBERT Keith</b>	 USA.1990.31227	0:02:07.73	95	0:05:16.49	75	0:02:31.81	100		<b>0:09:56.03</b>	+0:01:23.87









## STAGE 0PRO RESULTS

Pos	Plate	Name Team	Nat EWS number	Sector 1	Pos	Sector 2	Pos	Sector 3	Pos	Penalties	Time	Gap
<b>MEN</b>												
92	122	<b>SAMPSON Thomas</b>	 USA.1989.22982	0:02:03.80	87	0:05:27.15	94	0:02:28.98	97		<b>0:09:59.93</b>	+0:01:27.77
93	111	<b>FREDERICKSEN GARCIA Tomas</b>	 CHI.2001.25553	0:02:15.77	100	0:05:18.43	80	0:02:25.89	86		<b>0:10:00.09</b>	+0:01:27.93
94	103	<b>WALCH Lucas</b>	 NZL.1996.23524	0:02:13.58	98	0:05:20.00	84	0:02:26.95	91		<b>0:10:00.53</b>	+0:01:28.37
95	117	<b>SNOW Harry</b>	 GBR.1993.38162	0:02:05.17	89	0:05:19.81	83	0:02:36.16	103		<b>0:10:01.14</b>	+0:01:28.98
96	107	<b>OLSEN Eric</b>	 USA.1999.25103	0:02:03.53	85	0:05:30.72	96	0:02:28.18	94		<b>0:10:02.43</b>	+0:01:30.27
97	113	<b>BEAN Nicolas</b> Theory Racing p/b ProBikeKit	 USA.1999.22730	0:02:02.97	81	0:05:32.91	98	0:02:31.21	99		<b>0:10:07.09</b>	+0:01:34.93
98	108	<b>DIEU Antonio</b>	 FRA.1989.26701	0:02:14.62	99	0:05:28.48	95	0:02:29.28	98		<b>0:10:12.38</b>	+0:01:40.22
99	123	<b>BARICH Leopold</b> RDN Racing	 GER.1998.22342	0:02:04.33	88	0:05:35.72	101	0:02:32.41	101		<b>0:10:12.46</b>	+0:01:40.30
100	120	<b>RAUSCH James</b>	 AUS.1997.24506	0:02:24.13	103	0:05:33.22	99	0:02:28.39	95		<b>0:10:25.74</b>	+0:01:53.58
101	97	<b>HURLEY Joshua</b>	 GBR.1995.27543	0:02:41.62	105	0:05:22.23	90	0:02:22.66	66		<b>0:10:26.51</b>	+0:01:54.35
102	132	<b>GUTIERREZ Tomas</b>	 MEX.1999.30414	0:02:19.65	101	0:05:44.23	104	0:02:36.50	104		<b>0:10:40.38</b>	+0:02:08.22













## STAGE OPRO RESULTS

Pos	Plate	Name Team	Nat EWS number	Sector 1	Pos	Sector 2	Pos	Sector 3	Pos	Penalties	Time	Gap
<b>MEN</b>												
103	121	<b>BULLEN-ASLIN Benjamin</b>	 AUS.1996.35368	0:02:21.53	102	0:05:48.35	105	0:02:40.57	106		<b>0:10:50.45</b>	+0:02:18.29
104	129	<b>LAGASSEY Justin</b>	 USA.1991.22065	0:02:34.11	104	0:05:42.52	103	0:02:40.07	105		<b>0:10:56.70</b>	+0:02:24.54
105	15	<b>HEAP Elliott</b> Nukeproof SRAM Factory Racing	 GBR.1998.21783	0:03:13.23	106	0:05:33.85	100	0:02:27.23	92		<b>0:11:14.31</b>	+0:02:42.15
106	75	<b>RICHARDSON John</b>	 USA.1999.22929	0:04:21.42	107	0:06:19.53	106	0:02:25.72	85		<b>0:13:06.67</b>	+0:04:34.51
107	114	<b>COSTAIN Parkin</b>	 USA.1999.53812	0:01:59.43	71	0:10:49.20	107	0:02:21.83	58		<b>0:15:10.46</b>	+0:06:38.30












### MEN | Master 35+

1	207	<b>GAYTON Shane</b>	 AUS.1982.22739	0:02:04.74	4	<u>0:05:02.73</u>	1	<u>0:02:19.32</u>	1		<b>0:09:26.79</b>	
2	206	<b>BRADFORD Aaron</b>	 USA.1984.32061	<u>0:01:59.80</u>	1	0:05:08.92	2	0:02:24.11	2		<b>0:09:32.83</b>	+0:00:06.04
3	210	<b>MORTON Ted</b>	 CAN.1987.22080	0:02:03.35	2	0:05:13.10	3	0:02:24.61	3		<b>0:09:41.06</b>	+0:00:14.27
4	204	<b>HICKEY Kyle</b>	 USA.1985.25008	0:02:07.17	5	0:05:25.83	6	0:02:30.21	6		<b>0:10:03.21</b>	+0:00:36.42
5	208	<b>HALL James</b>	 AUS.1984.22760	0:02:21.47	11	0:05:19.90	4	0:02:26.50	5		<b>0:10:07.87</b>	+0:00:41.08
6	202	<b>O BRIEN Glyn</b>	 IRL.1977.22983	0:02:03.65	3	0:05:30.83	9	0:02:34.34	11		<b>0:10:08.82</b>	+0:00:42.03













## STAGE OPRO RESULTS

Pos	Plate	Name Team	Nat EWS number	Sector 1	Pos	Sector 2	Pos	Sector 3	Pos	Penalties	Time	Gap
<b>MEN   Master 35+</b>												
7	215	<b>AMOUR Karim</b> BH Enduro Racing Team	 FRA.1975.21696	0:02:16.72	9	0:05:27.45	7	0:02:26.01	4		<b>0:10:10.18</b>	+0:00:43.39
8	195	<b>PAYNE Richard</b>	 GBR.1985.22650	0:02:12.84	7	0:05:33.05	10	0:02:33.57	9		<b>0:10:19.46</b>	+0:00:52.67
9	198	<b>TREMBLAY Simon Olivier</b>	 CAN.1984.34575	0:02:26.63	14	0:05:24.05	5	0:02:31.13	7		<b>0:10:21.81</b>	+0:00:55.02
10	196	<b>SANDERS Ben</b>	 NZL.1986.31248	0:02:20.23	10	0:05:27.93	8	0:02:33.80	10		<b>0:10:21.96</b>	+0:00:55.17
11	214	<b>CARREZ Cedric</b> Lapierre Zipp Collective	 FRA.1978.23588	0:02:15.95	8	0:05:35.86	11	0:02:31.97	8		<b>0:10:23.78</b>	+0:00:56.99
12	211	<b>SIGNORELLI Gerry</b>	 USA.1984.22761	0:02:22.63	12	0:05:50.20	15	0:02:35.78	12		<b>0:10:48.61</b>	+0:01:21.82
13	203	<b>CIZINSKY Milan</b>	 CZE.1974.22018	0:02:34.70	17	0:05:46.18	14	0:02:39.16	15		<b>0:11:00.04</b>	+0:01:33.25
14	212	<b>WEIDEMANN Mads</b>	 DEN.1982.33629	0:02:26.34	13	0:05:55.01	17	0:02:38.75	14		<b>0:11:00.10</b>	+0:01:33.31
15	201	<b>LAWWILL Joe</b>	 USA.1970.24749	0:02:32.83	16	0:05:43.80	12	0:02:44.22	18		<b>0:11:00.85</b>	+0:01:34.06
16	209	<b>ENNIS Daniel</b>	 USA.1983.35511	0:02:31.74	15	0:05:45.33	13	0:02:44.18	17		<b>0:11:01.25</b>	+0:01:34.46
17	197	<b>DESMARAIS Nicolas</b>	 CAN.1980.34548	0:02:37.70	18	0:05:51.42	16	0:02:39.78	16		<b>0:11:08.90</b>	+0:01:42.11
18	199	<b>BEESTON Jeffrey</b>	 AUS.1978.22922	0:02:41.53	19	0:06:14.55	19	0:02:36.87	13		<b>0:11:32.95</b>	+0:02:06.16










## STAGE 0PRO RESULTS

Pos	Plate	Name Team	Nat EWS number	Sector 1	Pos	Sector 2	Pos	Sector 3	Pos	Penalties	Time	Gap
<b>MEN   Master 35+</b>												
19	200	<b>COWAN Michael</b>	 IRL.1976.39890	0:02:51.80	20	0:06:07.05	18	0:02:50.77	19		<b>0:11:49.62</b>	+0:02:22.83
20	205	<b>FRASER Dustin</b>	 CAN.1985.34539	0:02:09.70	6	0:22:50.90	20	0:16:25.51	20		<b>0:41:26.11</b>	+0:31:59.32
<b>MEN   Under 21</b>												
1	194	<b>SHERLOCK Seth</b>	 CAN.2002.40432	0:01:48.45	6	<u>0:04:50.92</u>	<u>1</u>	0:02:13.72	2		<b>0:08:53.09</b>	
2	193	<b>HANCOCK Emmett</b>	 CAN.2002.37051	0:01:46.03	3	0:04:55.20	3	0:02:16.34	3		<b>0:08:57.57</b>	+0:00:04.48
3	180	<b>GOGUEN Marcus</b> Rossignol Factory Team	 CAN.2004.27733	0:01:52.87	11	0:04:52.12	2	<u>0:02:13.60</u>	<u>1</u>		<b>0:08:58.59</b>	+0:00:05.50
4	169	<b>RODGERS Lief</b>	 CAN.2003.26651	0:01:52.86	10	0:04:56.32	4	0:02:16.37	4		<b>0:09:05.55</b>	+0:00:12.46
5	187	<b>BROWN John</b> Yeti / Fox Factory Team	 USA.2002.27555	0:01:45.27	2	0:04:58.65	5	0:02:21.90	13		<b>0:09:05.82</b>	+0:00:12.73
6	164	<b>PRINGLE Colby</b>	 CAN.2002.35143	0:01:49.76	7	0:05:01.54	7	0:02:16.51	5		<b>0:09:07.81</b>	+0:00:14.72
7	189	<b>KAUX Marin</b> Tribe Pyrenees Gravity	 FRA.2002.30383	0:01:48.17	4	0:05:09.37	12	0:02:20.15	8		<b>0:09:17.69</b>	+0:00:24.60
8	192	<b>GILCHRIST Ryan</b>	 AUS.2002.36859	0:01:48.32	5	0:05:00.43	6	0:02:28.95	20		<b>0:09:17.70</b>	+0:00:24.61
9	188	<b>BERTINI Lisandru</b> Lapierre Zipp Collective	 FRA.2004.36198	0:01:50.32	8	0:05:07.08	10	0:02:21.55	10		<b>0:09:18.95</b>	+0:00:25.86












## STAGE OPRO RESULTS

Pos	Plate	Name Team	Nat EWS number	Sector 1	Pos	Sector 2	Pos	Sector 3	Pos	Penalties	Time	Gap
<b>MEN   Under 21</b>												
10	181	<b>FOURCADE Luca</b> Tribe Pyrenees Gravity	 FRA.2003.35944	<u>0:01:42.71</u>	1	0:05:11.32	14	0:02:25.59	17		<b>0:09:19.62</b>	+0:00:26.53
11	178	<b>FISHER JT</b>	 USA.2004.38262	0:01:53.93	12	0:05:08.49	11	0:02:18.10	6		<b>0:09:20.52</b>	+0:00:27.43
12	185	<b>JOHNSTON Guy</b>	 NZL.2003.50550	0:02:01.15	21	0:05:05.90	8	0:02:19.91	7		<b>0:09:26.96</b>	+0:00:33.87
13	182	<b>SCHEELE William</b>	 NOR.2003.33415	0:01:59.40	17	0:05:06.55	9	0:02:22.75	14		<b>0:09:28.70</b>	+0:00:35.61
14	184	<b>FAIRBROTHER Matthew</b>	 NZL.2004.35439	0:01:58.22	15	0:05:09.60	13	0:02:21.45	9		<b>0:09:29.27</b>	+0:00:36.18
15	167	<b>TAYLOR Jacob</b>	 USA.2003.31102	0:01:59.49	18	0:05:13.01	15	0:02:21.85	12		<b>0:09:34.35</b>	+0:00:41.26
16	175	<b>LINDBLOM Carter</b>	 USA.2003.27008	0:01:55.63	14	0:05:16.17	16	0:02:24.43	16		<b>0:09:36.23</b>	+0:00:43.14
17	174	<b>PRITCHETT Anthony</b>	 USA.2004.24541	0:02:00.27	19	0:05:18.76	17	0:02:21.73	11		<b>0:09:40.76</b>	+0:00:47.67
18	171	<b>HUTMAN Omer</b>	 ISR.2004.40015	0:01:52.33	9	0:05:22.12	19	0:02:27.84	18		<b>0:09:42.29</b>	+0:00:49.20
19	161	<b>FISHER Brandon</b>	 USA.2004.25638	0:02:02.57	22	0:05:19.45	18	0:02:24.11	15		<b>0:09:46.13</b>	+0:00:53.04
20	168	<b>GALLARDO Jake</b>	 USA.2003.38697	0:02:07.52	24	0:05:27.45	20	0:02:28.35	19		<b>0:10:03.32</b>	+0:01:10.23
21	173	<b>WHITE Ronan</b>	 GBR.2002.36972	0:02:05.50	23	0:05:34.27	22	0:02:29.39	21		<b>0:10:09.16</b>	+0:01:16.07

**STAGE OPRO RESULTS**













Pos	Plate	Name Team	Nat EWS number	Sector 1	Pos	Sector 2	Pos	Sector 3	Pos	Penalties	Time	Gap
<b>MEN   Under 21</b>												
22	170	<b>PEREZ VASQUE Clemente</b>	 CHI.2002.52269	0:02:14.80	25	0:05:34.03	21	0:02:29.80	22		<b>0:10:18.63</b>	+0:01:25.54
23	162	<b>REYES HERNANDEZ Alan Yahir</b>	 MEX.2002.39324	0:02:16.10	26	0:05:43.45	23	0:02:30.79	24		<b>0:10:30.34</b>	+0:01:37.25
24	165	<b>FERNANDEZ GONZALEZ Diego</b>	 MEX.2005.39313	0:02:25.09	27	0:05:44.98	24	0:02:34.07	25		<b>0:10:44.14</b>	+0:01:51.05
25	179	<b>MCCONVILLE Milton</b>	 CAN.2002.23435	0:01:54.60	13	0:06:18.08	26	0:02:43.97	27		<b>0:10:56.65</b>	+0:02:03.56
26	163	<b>RABAGO SAAVEDRA Emilio</b>	 MEX.2003.39244	0:02:41.45	28	0:05:59.03	25	0:02:42.34	26		<b>0:11:22.82</b>	+0:02:29.73
27	183	<b>KLOKOCKA Vojtech</b>	 CZE.2004.36797	0:02:00.84	20	0:07:08.85	27	0:02:30.68	23		<b>0:11:40.37</b>	+0:02:47.28
28	176	<b>GILBERT Mark</b>	 USA.2005.34394	0:01:59.05	16	0:07:47.84	28	0:02:58.44	28		<b>0:12:45.33</b>	+0:03:52.24
<b>WOMEN</b>												
1	4	<b>HARDEN Harriet</b> Trek Factory Racing	 GBR.2001.22819	0:02:14.55	3	0:05:30.94	4	0:02:26.78	2		<b>0:10:12.27</b>	
2	37	<b>LANTHIER NADEAU Andreane</b> Rocky Mountain Race Face	 CAN.1993.21609	<u>0:02:10.65</u>	<u>1</u>	0:05:34.70	8	0:02:30.80	5		<b>0:10:16.15</b>	+0:00:03.88

## STAGE 0PRO RESULTS











Pos	Plate	Name Team	Nat EWS number	Sector 1	Pos	Sector 2	Pos	Sector 3	Pos	Penalties	Time	Gap
<b>WOMEN</b>												
3	43	<b>ESPINEIRA HERREROS</b> Florenzia Orbea FOX Enduro Team	 CHI.1992.22941	0:02:11.88	2	0:05:36.92	11	0:02:32.59	9		<b>0:10:21.39</b>	+0:00:09.12
4	3	<b>COURDURIER Isabeau</b> Lapierre Zipp Collective	 FRA.1994.21731	0:02:19.98	5	0:05:30.88	3	0:02:30.64	4		<b>0:10:21.50</b>	+0:00:09.23
5	46	<b>ASTLE Georgia</b> Devinci Global Racing	 CAN.1997.27095	0:02:29.67	15	<u>0:05:25.85</u>	<u>1</u>	<u>0:02:26.14</u>	<u>1</u>		<b>0:10:21.66</b>	+0:00:09.39
6	137	<b>MILLER Miranda</b>	 CAN.1990.21687	0:02:25.00	10	0:05:30.95	5	0:02:27.48	3		<b>0:10:23.43</b>	+0:00:11.16
7	5	<b>KOREM Noga</b> GT Factory Racing	 ISR.1991.21660	0:02:21.43	6	0:05:32.65	6	0:02:32.94	10		<b>0:10:27.02</b>	+0:00:14.75
8	7	<b>BARAONA Rebecca</b> Yeti / Fox Factory Team	 GBR.1993.21715	0:02:22.30	7	0:05:32.92	7	0:02:32.57	8		<b>0:10:27.79</b>	+0:00:15.52
9	38	<b>MORRISON Rae</b> Liv Racing	 NZL.1989.21630	0:02:17.25	4	0:05:37.82	12	0:02:34.60	14		<b>0:10:29.67</b>	+0:00:17.40
10	8	<b>CONOLLY Ella</b> Cannondale Enduro	 GBR.1998.21859	0:02:25.90	12	0:05:29.75	2	0:02:34.37	13		<b>0:10:30.02</b>	+0:00:17.75
11	2	<b>CHARRE Morgane</b> Pivot Factory Racing	 FRA.1990.21958	0:02:26.62	14	0:05:35.43	9	0:02:31.32	6		<b>0:10:33.37</b>	+0:00:21.10
12	1	<b>PUGIN Melanie</b> BH Enduro Racing Team	 FRA.1990.21693	0:02:23.53	9	0:05:44.73	13	0:02:34.20	12		<b>0:10:42.46</b>	+0:00:30.19
13	136	<b>MORRISON Amy</b>	 USA.1989.22252	0:02:26.23	13	0:05:46.25	16	0:02:31.70	7		<b>0:10:44.18</b>	+0:00:31.91







## STAGE 0PRO RESULTS

Pos	Plate	Name Team	Nat EWS number	Sector 1	Pos	Sector 2	Pos	Sector 3	Pos	Penalties	Time	Gap
<b>WOMEN</b>												
14	40	<b>SCARSI Gloria</b> Canyon CLLTV Dainese	 ITA.2000.36425	0:02:37.60	22	0:05:36.12	10	0:02:34.07	11		<b>0:10:47.79</b>	+0:00:35.52
15	10	<b>RICHTER Raphaela</b> Ibis Enduro Team	 GER.1997.25746	0:02:25.45	11	0:05:46.00	14	0:02:40.37	22		<b>0:10:51.82</b>	+0:00:39.55
16	135	<b>TAYLOR Chloe</b>	 GBR.1998.23462	0:02:29.83	16	0:05:46.80	17	0:02:35.36	18		<b>0:10:51.99</b>	+0:00:39.72
17	44	<b>DUVERT Julie</b> Theory Racing p/b ProBikeKit	 FRA.1996.21719	0:02:22.45	8	0:05:49.45	20	0:02:45.18	26		<b>0:10:57.08</b>	+0:00:44.81
18	144	<b>LONG Julia</b>	 CAN.1999.22029	0:02:34.80	17	0:05:49.80	21	0:02:35.12	16		<b>0:10:59.72</b>	+0:00:47.45
19	42	<b>JONNIER Morgane</b> Rossignol Factory Team	 FRA.1990.22559	0:02:36.80	21	0:05:46.19	15	0:02:36.95	19		<b>0:10:59.94</b>	+0:00:47.67
20	41	<b>COOK Becky</b>	 GBR.1986.21664	0:02:35.80	19	0:05:52.63	23	0:02:35.04	15		<b>0:11:03.47</b>	+0:00:51.20
21	45	<b>LAWRENCE Kate</b> Yeti / Fox Factory Team	 USA.1998.27745	0:02:36.05	20	0:05:48.19	19	0:02:39.65	21		<b>0:11:03.89</b>	+0:00:51.62
22	47	<b>SCHICK Lucy</b> Norco Factory Team	 CAN.2000.23447	0:02:44.09	25	0:05:46.83	18	0:02:35.22	17		<b>0:11:06.14</b>	+0:00:53.87
23	49	<b>LINN Kera</b> Cannondale Enduro	 USA.1992.38779	0:02:41.03	23	0:05:51.60	22	0:02:40.82	23		<b>0:11:13.45</b>	+0:01:01.18
24	48	<b>STEINTHALER Hanna</b> Cube Action Team	 AUT.1997.40424	0:02:34.83	18	0:06:03.81	25	0:02:37.13	20		<b>0:11:15.77</b>	+0:01:03.50
25	145	<b>REY Charlotte</b> Tribe Pyrenees Gravity	 FRA.2000.31025	0:02:42.34	24	0:05:56.68	24	0:02:44.80	25		<b>0:11:23.82</b>	+0:01:11.55

## STAGE OPRO RESULTS

Pos	Plate	Name Team	Nat EWS number	Sector 1	Pos	Sector 2	Pos	Sector 3	Pos	Penalties	Time	Gap
<b>WOMEN</b>												
26	143	JENSEN Kaia	 USA.2000.26157	0:02:59.88	28	0:06:14.70	26	0:02:44.55	24		<b>0:11:59.13</b>	+0:01:46.86
27	141	CAMPUZANO Cecilia	 MEX.1988.24838	0:02:47.82	26	0:06:29.83	27	0:02:53.70	28		<b>0:12:11.35</b>	+0:01:59.08
28	142	ALLEN Sophie	 USA.2001.35477	0:02:54.67	27	0:07:00.38	29	0:02:56.76	29		<b>0:12:51.81</b>	+0:02:39.54
29	146	WOOD Tori	 CAN.1991.51200	0:03:36.38	29	0:06:33.72	28	0:02:48.50	27		<b>0:12:58.60</b>	+0:02:46.33
<b>WOMEN   Master 35+</b>												
1	160	NESTLEROVA Fejola Stepanka	 CZE.1985.21761	<u>0:02:35.73</u>	1	<u>0:05:42.57</u>	1	<u>0:02:35.55</u>	1		<b>0:10:53.85</b>	
2	156	LAROCHE Ingrid	 CAN.1976.24583	0:02:43.15	2	0:05:58.20	2	0:02:45.20	2		<b>0:11:26.55</b>	+0:00:32.70
3	157	NEWELL Melissa	 NZL.1979.21458	0:02:48.00	3	0:06:16.10	4	0:02:45.96	3		<b>0:11:50.06</b>	+0:00:56.21
4	158	THOMSEN Sandra Bohn	 DEN.1983.33584	0:03:16.88	4	0:06:13.67	3	0:02:50.29	4		<b>0:12:20.84</b>	+0:01:26.99
<b>WOMEN   Under 21</b>												
1	152	GALLO FUENTES Paz	 CHI.2002.52289	0:02:43.77	4	<u>0:05:43.41</u>	1	<u>0:02:35.74</u>	1		<b>0:11:02.92</b>	
2	149	BIXLER Erin	 USA.2005.26673	0:02:41.16	2	0:05:56.02	2	0:02:38.65	3		<b>0:11:15.83</b>	+0:00:12.91

## STAGE 0PRO RESULTS

Pos	Plate	Name Team	Nat EWS number	Sector 1	Pos	Sector 2	Pos	Sector 3	Pos	Penalties	Time	Gap
<b>WOMEN   Under 21</b>												
3	147	HAGGART Ainsley	 USA.2003.50757	<u>0:02:37.95</u>	1	0:06:01.82	3	0:02:39.62	4		<b>0:11:19.39</b>	+0:00:16.47
4	151	BOUCHER Lily	 CAN.2004.40222	0:02:45.27	5	0:06:02.53	4	0:02:36.38	2		<b>0:11:24.18</b>	+0:00:21.26
5	148	BINGHAM Lauren	 USA.2002.25005	0:02:41.45	3	0:06:09.18	5	0:02:44.86	5		<b>0:11:35.49</b>	+0:00:32.57
6	150	HENRY Justine Tribe Pyrenees Gravity	 FRA.2003.32717	0:03:00.70	6	0:06:12.35	6	0:02:49.64	6		<b>0:12:02.69</b>	+0:00:59.77

### Statistics

Entries / Nations	Finished	DNF	DSQ	DNS	Weather	Temperature	Distance	Elevation
194 / 25	194	0	0	0				

DNF: did not finish · DNS: did not start · DSQ: disqualified