





































## EWS80 RESULTS

Pos	Plate	Name Team	Nat EWS number	Stage 1	Pos	Stage 2	Pos	Stage 3	Pos	Stage 5	Pos	Penalties	Time	Gap
<b>EWS80   MEN</b>														
1	831	VAN UNEN Brody		0:06:59.16	1	0:05:06.52	1	0:09:51.47	1	0:07:48.73	1		0:29:45.88	
2	817	CURRIE Zachary		0:07:06.02	2	0:05:18.72	2	0:09:59.63	2	0:08:11.75	2		0:30:36.12	+0:00:50.24
3	848	IVERSON Kalum		0:07:19.34	3	0:05:20.43	3	0:10:22.35	6	0:08:25.33	6		0:31:27.45	+0:01:41.57
4	837	HERR David		0:07:37.07	4	0:05:27.37	4	0:10:13.73	3	0:08:18.47	5		0:31:36.64	+0:01:50.76
5	838	ZILINSKI Nicholaus		0:07:41.02	5	0:05:33.90	6	0:10:19.47	5	0:08:25.98	7		0:32:00.37	+0:02:14.49
6	841	OLTHUIS Jordan		0:07:48.12	7	0:05:37.44	7	0:10:30.00	7	0:08:39.53	11		0:32:35.09	+0:02:49.21
7	840	OUELLETTE Patrick		0:08:05.85	9	0:05:33.60	5	0:10:42.88	8	0:08:18.24	4		0:32:40.57	+0:02:54.69
8	833	TAYLOR Peter		0:07:45.81	6	0:05:41.75	8	0:10:51.51	9	0:08:29.42	9		0:32:48.49	+0:03:02.61
9	835	TRENHOLME Pip		0:08:23.80	12	0:06:00.60	14	0:11:01.85	10	0:08:17.42	3		0:33:43.67	+0:03:57.79
10	849	DOUGLAS Stewart		0:08:06.48	10	0:05:44.52	9	0:11:12.89	11	0:08:42.93	12		0:33:46.82	+0:04:00.94
11	871	FOLCH Enzo		0:08:09.65	11	0:05:52.93	11	0:11:26.75	14	0:08:53.96	14		0:34:23.29	+0:04:37.41
12	857	TIERNEY Ian		0:08:27.60	14	0:05:59.52	13	0:11:26.41	13	0:08:47.95	13		0:34:41.48	+0:04:55.60












## EWS80 RESULTS

Pos	Plate	Name Team	Nat EWS number	Stage 1	Pos	Stage 2	Pos	Stage 3	Pos	Stage 5	Pos	Penalties	Time	Gap
<b>EWS80   MEN</b>														
13	897	BRAGG Kal		0:08:38.79	17	0:06:14.73	24	0:11:17.65	12	0:08:38.58	10		<b>0:34:49.75</b>	+0:05:03.87
14	878	STITZ Mitchell		0:08:01.51	8	0:05:58.37	12	0:11:38.08	16	0:09:18.63	23		<b>0:34:56.59</b>	+0:05:10.71
15	846	BRECKENRIDGE Ben		0:08:26.42	13	0:06:02.03	15	0:11:32.45	15	0:09:11.24	21		<b>0:35:12.14</b>	+0:05:26.26
16	847	BENOIT Paul		0:08:38.15	16	0:06:10.45	20	0:11:38.32	17	0:09:06.16	20		<b>0:35:33.08</b>	+0:05:47.20
17	870	BONI Pino		0:08:29.60	15	0:06:10.65	21	0:12:04.42	20	0:08:57.15	15		<b>0:35:41.82</b>	+0:05:55.94
18	1265	CARRER Marco		0:08:55.18	20	0:06:09.22	19	0:11:52.32	18	0:09:02.18	17		<b>0:35:58.90</b>	+0:06:13.02
19	879	PHILP James		0:08:50.13	18	0:06:17.88	26	0:11:56.98	19	0:09:04.38	19		<b>0:36:09.37</b>	+0:06:23.49
20	828	MUNOZ Rodolfo		0:08:52.54	19	0:06:06.00	17	0:12:31.00	24	0:09:02.26	18		<b>0:36:31.80</b>	+0:06:45.92
21	839	WILSON Josh		0:08:56.13	21	0:06:05.75	16	0:12:05.31	21	0:09:35.09	29		<b>0:36:42.28</b>	+0:06:56.40
22	856	MARTIN Corey		0:09:23.89	26	0:06:14.58	23	0:12:44.21	27	0:09:30.98	27		<b>0:37:53.66</b>	+0:08:07.78
23	864	AJEMIAN John-Michael		0:09:04.72	23	0:06:34.90	29	0:13:01.12	29	0:09:20.23	24		<b>0:38:00.97</b>	+0:08:15.09
24	834	MOFFATT Tom		0:09:25.45	27	0:06:07.61	18	0:12:38.70	26	0:09:59.20	30		<b>0:38:10.96</b>	+0:08:25.08













## EWS80 RESULTS

Pos	Plate	Name Team	Nat EWS number	Stage 1	Pos	Stage 2	Pos	Stage 3	Pos	Stage 5	Pos	Penalties	Time	Gap
<b>EWS80   MEN</b>														
25	888	GOSSMAN Brett		0:09:47.86	31	0:07:10.35	34	0:12:21.80	22	0:09:18.36	22		<b>0:38:38.37</b>	+0:08:52.49
26	874	CLARK Rhys		0:09:07.42	24	0:06:26.03	28	0:12:57.20	28	0:10:07.85	32		<b>0:38:38.50</b>	+0:08:52.62
27	877	MALONEY Brant		0:09:41.57	30	0:06:22.27	27	0:12:36.33	25	0:10:01.96	31		<b>0:38:42.13</b>	+0:08:56.25
28	875	LEHN Wyatt		0:09:18.48	25	0:06:16.85	25	0:13:36.18	32	0:09:31.74	28		<b>0:38:43.25</b>	+0:08:57.37
29	845	HARRISON Robert		0:10:18.04	32	0:06:49.02	31	0:12:22.40	23	0:09:23.60	25		<b>0:38:53.06</b>	+0:09:07.18
30	829	ANANIAS Benjamin		0:09:41.12	29	0:06:13.92	22	0:14:02.27	33	0:08:57.58	16		<b>0:38:54.89</b>	+0:09:09.01
31	850	BOLLHORN Tyler		0:09:29.08	28	0:06:41.43	30	0:13:02.31	30	0:10:12.25	33		<b>0:39:25.07</b>	+0:09:39.19
32	876	DRITMANIS Chris		0:10:31.43	33	0:07:14.73	35	0:13:09.83	31	0:09:29.26	26		<b>0:40:25.25</b>	+0:10:39.37
33	873	LLOYD William		0:11:12.87	34	0:06:50.38	33	0:14:08.75	34	0:10:33.23	34		<b>0:42:45.23</b>	+0:12:59.35
34	844	TAFOYA Isaac		0:12:11.07	35	0:06:49.27	32	0:14:52.68	35	0:10:44.13	35		<b>0:44:37.15</b>	+0:14:51.27
35	836	CHRISTENSON Sterling		0:22:22.70	37	0:05:51.70	10	0:10:14.25	4	0:08:26.82	8		<b>0:46:55.47</b>	+0:17:09.59
DNF	851	BARSON Brian		0:23:02.88	38	0:14:15.37	36							













## EWS80 RESULTS

Pos	Plate	Name Team	Nat EWS number	Stage 1	Pos	Stage 2	Pos	Stage 3	Pos	Stage 5	Pos	Penalties	Time	Gap
<b>EWS80   MEN</b>														
DNF	843	STORER Lief		0:08:59.15	22									
DNF	872	DOOLITTLE Grant		0:16:33.60	36									
DNS	861	KINGSTON John												
DNS	880	GRANADOS LOPEZ Gerardo												
DNS	852	HARRIS William												
DNS	842	KELLY Ryan												
DNS	910	JILLINGS Arama												
<b>EWS80   MEN   Youth 13-16</b>														
1	802	ANDERSON Cam	 NZL.2006.52297	<u>0:06:27.00</u>	1	<u>0:04:49.82</u>	1	0:09:08.12	3	0:07:40.80	7		<b>0:28:05.74</b>	
2	819	QUIST Jacob	 CAN.2006.25694	0:06:37.48	2	0:04:59.63	3	0:09:05.69	2	<u>0:07:23.36</u>	1		<b>0:28:06.16</b>	+0:00:00.42
3	803	ALLBON Lewis		0:06:41.46	3	0:05:00.93	4	0:09:17.20	5	0:07:37.70	5		<b>0:28:37.29</b>	+0:00:31.55
4	821	QUIST Mateo		0:06:53.04	8	0:05:11.02	11	0:09:08.54	4	0:07:30.63	3		<b>0:28:43.23</b>	+0:00:37.49












## EWS80 RESULTS

Pos	Plate	Name Team	Nat EWS number	Stage 1	Pos	Stage 2	Pos	Stage 3	Pos	Stage 5	Pos	Penalties	Time	Gap
<b>EWS80   MEN   Youth 13-16</b>														
5	826	ABRIGO Pedro		0:06:52.42	7	0:05:07.38	6	0:09:20.30	6	0:07:38.03	6		<b>0:28:58.13</b>	+0:00:52.39
6	827	SANCHEZ Diego	 CHI.2006.52268	0:06:56.85	9	0:04:58.88	2	0:09:33.18	8	0:07:36.96	4		<b>0:29:05.87</b>	+0:01:00.13
7	807	CONNELL Charlie	 USA.2006.40699	0:06:51.93	6	0:05:10.65	10	0:09:35.35	9	0:07:42.90	8		<b>0:29:20.83</b>	+0:01:15.09
8	804	GRUBB Hayden		0:06:50.10	5	0:05:01.53	5	0:09:44.02	12	0:07:45.30	9		<b>0:29:20.95</b>	+0:01:15.21
9	820	REID Griffin		0:06:58.53	10	0:05:09.02	8	0:09:29.34	7	0:07:54.38	11		<b>0:29:31.27</b>	+0:01:25.53
10	814	THUMA Tyler		0:07:12.32	15	0:05:13.18	12	0:09:41.08	11	0:07:48.06	10		<b>0:29:54.64</b>	+0:01:48.90
11	816	AITKEN Braden		0:07:00.57	11	0:05:14.28	14	0:09:39.08	10	0:08:06.23	16		<b>0:30:00.16</b>	+0:01:54.42
12	884	LAROCQUE Aymeric	 CAN.2006.51349	0:07:03.22	12	0:05:13.80	13	0:09:58.81	15	0:08:07.30	17		<b>0:30:23.13</b>	+0:02:17.39
13	823	HUDSON Rafe		0:07:11.90	14	0:05:30.10	20	0:09:44.57	13	0:08:03.52	15		<b>0:30:30.09</b>	+0:02:24.35
14	812	DAMON Hayden		0:07:17.78	17	0:05:21.17	15	0:10:00.71	16	0:08:02.54	14		<b>0:30:42.20</b>	+0:02:36.46
15	822	FLEMING Jed		0:07:18.57	18	0:05:28.96	18	0:09:54.05	14	0:08:01.01	13		<b>0:30:42.59</b>	+0:02:36.85
16	863	RUTHERFURD Camden		0:07:24.75	20	0:05:29.52	19	0:10:15.35	19	0:08:16.98	21		<b>0:31:26.60</b>	+0:03:20.86

## EWS80 RESULTS

Pos	Plate	Name Team	Nat EWS number	Stage 1	Pos	Stage 2	Pos	Stage 3	Pos	Stage 5	Pos	Penalties	Time	Gap
<b>EWS80   MEN   Youth 13-16</b>														
17	815	BENSON Graham		0:07:10.07	13	0:05:08.26	7	0:11:13.17	27	0:08:00.03	12		<b>0:31:31.53</b>	+0:03:25.79
18	867	DEL MAZO SIERRA Adriano		0:07:20.44	19	0:05:22.75	16	0:11:07.64	26	0:08:09.13	19		<b>0:31:59.96</b>	+0:03:54.22
19	882	HAGUE Jack		0:07:58.54	25	0:05:34.40	23	0:10:08.40	18	0:08:19.36	23		<b>0:32:00.70</b>	+0:03:54.96
20	818	MACLEOD Jack		0:06:48.78	4	0:08:45.82	38	<u>0:09:02.85</u>	1	0:07:29.55	2		<b>0:32:07.00</b>	+0:04:01.26
21	808	DAVIES Jonathan		0:07:44.15	24	0:05:31.98	22	0:10:57.65	24	0:08:17.57	22		<b>0:32:31.35</b>	+0:04:25.61
22	862	KINGSTON Oscar		0:07:59.73	27	0:05:43.80	25	0:10:33.43	21	0:08:25.73	24		<b>0:32:42.69</b>	+0:04:36.95
23	811	ROELOFS Ryan		0:07:37.68	22	0:05:31.38	21	0:11:03.41	25	0:08:42.60	26		<b>0:32:55.07</b>	+0:04:49.33
24	881	BUNDY Cohen		0:07:59.23	26	0:06:23.05	31	0:10:36.38	22	0:08:07.43	18		<b>0:33:06.09</b>	+0:05:00.35
25	824	RICKARD Jonah		0:08:43.19	32	0:06:15.80	30	0:10:55.53	23	0:08:10.86	20		<b>0:34:05.38</b>	+0:05:59.64
26	886	NORTH Bjorn		0:08:04.45	28	0:06:00.26	29	0:11:16.97	28	0:08:57.72	27		<b>0:34:19.40</b>	+0:06:13.66
27	825	LIU Tzu Chi		0:08:22.15	30	0:05:57.23	28	0:11:20.13	29	0:08:57.86	28		<b>0:34:37.37</b>	+0:06:31.63
28	858	TIERNEY Sam		0:08:14.63	29	0:05:52.70	26	0:12:07.57	30	0:08:26.76	25		<b>0:34:41.66</b>	+0:06:35.92

## EWS80 RESULTS










Pos	Plate	Name Team	Nat EWS number	Stage 1	Pos	Stage 2	Pos	Stage 3	Pos	Stage 5	Pos	Penalties	Time	Gap
<b>EWS80   MEN   Youth 13-16</b>														
29	813	BERGSMA Teo	 USA.2006.51220	0:07:29.26	21	0:05:27.53	17	0:10:06.25	17	0:12:35.88	35		<b>0:35:38.92</b>	+0:07:33.18
30	887	GOSSMAN Kaede		0:10:15.83	37	0:06:41.05	33	0:12:45.25	31	0:10:01.41	31		<b>0:39:43.54</b>	+0:11:37.80
31	869	LOPEZ DE HARO Alonso		0:09:06.96	33	0:06:32.85	32	0:13:08.78	32	0:11:14.38	33		<b>0:40:02.97</b>	+0:11:57.23
32	868	PIMENTEL Julen		0:09:43.74	34	0:07:03.60	34	0:14:49.53	35	0:09:29.12	29		<b>0:41:05.99</b>	+0:13:00.25
33	855	MARTIN Casey		0:10:08.43	35	0:07:27.88	36	0:14:15.25	33	0:09:58.57	30		<b>0:41:50.13</b>	+0:13:44.39
34	865	HRABOWSKY Alex		0:10:12.63	36	0:07:23.88	35	0:14:28.70	34	0:10:57.14	32		<b>0:43:02.35</b>	+0:14:56.61
35	854	VANDAM Theo		0:12:27.35	38	0:08:22.78	37	0:16:20.72	36	0:11:19.54	34		<b>0:48:30.39</b>	+0:20:24.65
DNF	809	LORD Alex	 AUS.2006.52770	0:07:43.65	23	0:05:09.10	9	0:10:17.47	20					
DNF	806	HESELDEN Owen		0:07:13.47	16	0:05:35.55	24							
DNF	810	SCHWARZ Christian	 USA.2006.52527	0:08:37.35	31	0:05:55.08	27							
<b>EWS80   WOMEN</b>														
1	920	PETERS Jo		0:08:58.77	2	0:06:14.59	2	<u>0:11:47.05</u>	1	<u>0:08:59.17</u>	1		<b>0:35:59.58</b>	

## EWS80 RESULTS

Pos	Plate	Name Team	Nat EWS number	Stage 1	Pos	Stage 2	Pos	Stage 3	Pos	Stage 5	Pos	Penalties	Time	Gap
<b>EWS80   WOMEN</b>														
2	899	EADES Meredith		0:09:02.45	3	<u>0:06:10.45</u>	1	0:12:46.10	3	0:09:37.79	4		<b>0:37:36.79</b>	+0:01:37.21
3	907	MATHEWS Alice		<u>0:08:55.85</u>	1	0:06:37.25	3	0:12:57.23	4	0:09:35.07	3		<b>0:38:05.40</b>	+0:02:05.82
4	890	THACKRAY Sarah		0:09:38.57	4	0:06:44.05	5	0:12:13.57	2	0:09:55.47	6		<b>0:38:31.66</b>	+0:02:32.08
5	900	PACAKOVA Michaela		0:10:27.64	6	0:06:44.03	4	0:13:18.47	5	0:09:05.72	2		<b>0:39:35.86</b>	+0:03:36.28
6	903	CARLBERG Natalie		0:10:55.57	9	0:07:17.20	8	0:14:05.05	7	0:10:16.36	7		<b>0:42:34.18</b>	+0:06:34.60
7	902	ENGLÉN Emma		0:10:43.23	7	0:07:07.45	6	0:15:25.72	10	0:09:46.81	5		<b>0:43:03.21</b>	+0:07:03.63
8	896	CHAMBERLAND Emma		0:10:10.78	5	0:07:39.60	10	0:14:34.80	8	0:10:49.91	9		<b>0:43:15.09</b>	+0:07:15.51
9	901	COVARRUBIAS Myrriah		0:11:33.40	13	0:07:33.87	9	0:13:36.28	6	0:10:55.79	11		<b>0:43:39.34</b>	+0:07:39.76
10	904	MCHUGH Rowena		0:10:50.88	8	0:07:45.18	11	0:15:06.87	9	0:10:50.74	10		<b>0:44:33.67</b>	+0:08:34.09
11	898	PENROSE Melissa		0:11:02.93	10	0:07:51.00	12	0:15:47.48	12	0:10:36.22	8		<b>0:45:17.63</b>	+0:09:18.05
12	1264	CARRER-ENZ Eva		0:11:30.97	12	0:07:13.13	7	0:15:38.98	11	0:11:11.92	12		<b>0:45:35.00</b>	+0:09:35.42
13	906	LOGAN Emma		0:13:13.25	14	0:08:30.18	16	0:19:46.93	14	0:11:51.10	14		<b>0:53:21.46</b>	+0:17:21.88



## EWS80 RESULTS

Pos	Plate	Name Team	Nat EWS number	Stage 1	Pos	Stage 2	Pos	Stage 3	Pos	Stage 5	Pos	Penalties	Time	Gap
<b>EWS80   WOMEN</b>														
14	905	LUCJAN Charlene		0:13:32.48	16	0:08:26.73	15	0:19:57.47	15	0:11:31.03	13		<b>0:53:27.71</b>	+0:17:28.13
15	908	FREW Kira		0:13:30.92	15	0:08:06.70	14	0:19:20.53	13	0:12:34.10	15		<b>0:53:32.25</b>	+0:17:32.67
16	889	LAYLLE Melissa		0:11:25.21	11	0:08:01.27	13	0:27:57.21	16	0:12:39.54	16		<b>1:00:03.23</b>	+0:24:03.65
DNS	909	HEAFEY Sandra												
<b>EWS80   WOMEN   Youth 13-16</b>														
1	885	BEAR Chloe		<u>0:09:09.08</u>	1	0:06:37.99	3	0:12:34.58	3	0:09:43.38	2		<b>0:38:05.03</b>	
2	891	RYTIR Katrin		0:09:25.75	2	<u>0:06:22.00</u>	1	0:12:24.70	2	0:10:01.91	3		<b>0:38:14.36</b>	+0:00:09.33
3	892	GECK Silja		0:10:12.60	3	0:07:06.91	4	0:13:38.44	5	0:10:04.16	5		<b>0:41:02.11</b>	+0:02:57.08
4	893	GADBOIS SCHUETT Charlotte		0:10:38.90	4	0:07:14.87	5	0:13:35.93	4	0:10:04.12	4		<b>0:41:33.82</b>	+0:03:28.79
5	883	WALKER Maya		0:16:17.83	5	0:06:29.65	2	<u>0:11:57.70</u>	1	<u>0:09:06.49</u>	1		<b>0:43:51.67</b>	+0:05:46.64

## EWS80 RESULTS

### Statistics

Entries / Nations	Finished	DNF	DSQ	DNS	Weather	Temperature	Distance	Elevation
103 / 14	91	6	0	6	27 °C	Sunny		

DNF: did not finish · DNS: did not start · DSQ: disqualified