

























## EWS100 RESULTS

Pos	Plate	Name Team	Nat EWS number	Stage 1 Stage 5	Pos Pos	Stage 2	Pos	Stage 3	Pos	Stage 4	Pos	Penalties	Time	Gap
<b>EWS100   MEN</b>														
1	1020	JARRITT Toren	 GBR.1997.51202	0:06:47.52 0:09:49.71	4 3	0:04:58.87	5	0:09:16.44	2	<u>0:06:37.08</u>	1		<b>0:37:29.62</b>	
2	1017	WIGHT Spencer		0:06:37.88 0:09:58.91	2 7	<u>0:04:51.13</u>	1	0:09:19.86	3	0:06:48.33	5		<b>0:37:36.11</b>	+0:00:06.49
3	1003	BREEN Matthew		<u>0:06:35.71</u> 0:09:56.35	1 6	0:04:56.85	3	0:09:34.70	10	0:06:44.33	2		<b>0:37:47.94</b>	+0:00:18.32
4	1031	STEINSBERGER Jens	 GER.1990.26407	0:06:52.28 0:09:52.85	8 4	0:04:53.10	2	0:09:31.20	8	0:06:56.80	9		<b>0:38:06.23</b>	+0:00:36.61
5	1048	HOOPER Ollie		0:06:51.40 0:09:46.81	6 2	0:05:08.03	18	0:09:38.86	13	0:06:47.77	4		<b>0:38:12.87</b>	+0:00:43.25
6	1002	ELLISON Daniel		0:06:51.08 0:09:52.99	5 5	0:05:34.48	55	0:09:29.15	6	0:06:44.80	3		<b>0:38:32.50</b>	+0:01:02.88
7	1069	LANTZ Talus	 USA.2000.24971	0:06:52.00 0:10:03.55	7 10	0:04:57.13	4	0:09:32.93	9	0:07:08.00	14		<b>0:38:33.61</b>	+0:01:03.99
8	1047	PRADA Alvaro		0:06:58.80 0:10:05.50	12 11	0:05:04.78	12	0:09:23.17	4	0:07:02.62	11		<b>0:38:34.87</b>	+0:01:05.25
9	1124	TOLLETTE Garrett		0:06:54.97 0:10:08.92	9 13	0:05:04.30	11	0:09:42.43	14	0:06:56.02	7		<b>0:38:46.64</b>	+0:01:17.02
10	1108	GWYNN Sion	 GBR.1992.31343	0:07:18.70 0:10:02.56	34 9	0:05:07.60	17	0:09:28.10	5	0:06:53.38	6		<b>0:38:50.34</b>	+0:01:20.72
11	1039	MURRAY Daniel		0:08:12.48 <u>0:09:44.66</u>	77 1	0:05:00.66	7	<u>0:09:04.71</u>	1	0:06:56.15	8		<b>0:38:58.66</b>	+0:01:29.04
12	1070	PALMER-LEGER Drew	 USA.1999.21340	0:06:58.30 0:09:59.89	10 8	0:05:04.09	10	0:09:46.40	17	0:07:14.13	17		<b>0:39:02.81</b>	+0:01:33.19













## EWS100 RESULTS

Pos	Plate	Name Team	Nat EWS number	Stage 1 Stage 5	Pos Pos	Stage 2	Pos	Stage 3	Pos	Stage 4	Pos	Penalties	Time	Gap
<b>EWS100   MEN</b>														
13	1032	STUCKI Dylan		0:07:02.17 0:10:06.88	16 12	0:05:02.80	9	0:09:46.40	17	0:07:06.00	12		<b>0:39:04.25</b>	+0:01:34.63
14	1030	TURNER Brendan		0:07:07.34 0:10:15.34	19 17	0:05:06.00	16	0:09:29.17	7	0:07:13.25	16		<b>0:39:11.10</b>	+0:01:41.48
15	1046	CRAWFORD Takoda	 CAN.1995.22718	0:07:06.89 0:10:12.16	18 14	0:04:59.67	6	0:10:02.65	26	0:06:57.12	10		<b>0:39:18.49</b>	+0:01:48.87
16	1005	DOWNEY Jacob	 USA.1998.33443	0:07:02.10 0:10:18.02	15 18	0:05:01.00	8	0:09:51.97	21	0:07:11.15	15		<b>0:39:24.24</b>	+0:01:54.62
17	1043	WOODRUFF Joe	 CAN.1995.40483	0:06:47.00 0:10:43.90	3 36	0:05:10.50	23	0:09:45.64	16	0:07:06.55	13		<b>0:39:33.59</b>	+0:02:03.97
18	1049	MARNANE Billy		0:07:10.50 0:10:37.50	21 32	0:05:10.85	24	0:09:35.97	11	0:07:27.42	25		<b>0:40:02.24</b>	+0:02:32.62
19	1021	MARSH Michael	 CAN.1994.34615	0:07:00.92 0:10:30.89	14 24	0:05:08.35	19	0:10:02.90	27	0:07:19.74	22		<b>0:40:02.80</b>	+0:02:33.18
20	1038	LUCCHESI Jim	 USA.1994.25850	0:07:13.89 0:10:24.12	26 20	0:05:09.50	21	0:10:02.54	25	0:07:15.58	20		<b>0:40:05.63</b>	+0:02:36.01
21	1019	ALLISON Mark		0:06:59.83 0:10:43.50	13 35	0:05:05.53	14	0:09:51.22	20	0:07:25.65	24		<b>0:40:05.73</b>	+0:02:36.11
22	1113	BURKE Ronan		0:07:11.42 0:10:12.66	22 15	0:05:16.35	31	0:10:11.44	37	0:07:15.05	19		<b>0:40:06.92</b>	+0:02:37.30
23	1109	WHARIN Max	 CAN.1994.34645	0:06:58.57 0:11:21.11	11 60	0:05:05.57	15	0:09:36.50	12	0:07:15.95	21		<b>0:40:17.70</b>	+0:02:48.08
24	1036	BALGAARD Shane	 USA.1994.33305	0:07:14.00 0:10:35.56	27 28	0:05:04.82	13	0:10:07.59	33	0:07:23.20	23		<b>0:40:25.17</b>	+0:02:55.55













## EWS100 RESULTS

Pos	Plate	Name Team	Nat EWS number	Stage 1 Stage 5	Pos Pos	Stage 2	Pos	Stage 3	Pos	Stage 4	Pos	Penalties	Time	Gap
<b>EWS100   MEN</b>														
25	1188	BENNETT Curtis		0:07:05.97 0:10:39.50	17 33	0:05:09.00	20	0:10:17.78	39	0:07:14.77	18		<b>0:40:27.02</b>	+0:02:57.40
26	1204	MCDOWELL Taylor	 CAN.1995.33166	0:07:16.20 0:10:31.40	32 25	0:05:15.22	30	0:09:53.00	22	0:07:35.60	29		<b>0:40:31.42</b>	+0:03:01.80
27	1138	VILJAKAINEN Luke	 CAN.1989.31105	0:07:12.33 0:10:30.70	24 23	0:05:12.79	25	0:10:05.00	31	0:07:35.43	28		<b>0:40:36.25</b>	+0:03:06.63
28	1103	SHORE Stephen		0:07:15.61 0:10:13.13	30 16	0:05:49.72	80	0:09:45.03	15	0:07:43.53	32		<b>0:40:47.02</b>	+0:03:17.40
29	1130	WEBB Tom		0:07:12.30 0:10:33.25	23 27	0:05:14.38	29	0:10:08.35	35	0:07:43.93	33		<b>0:40:52.21</b>	+0:03:22.59
30	1050	CUADRADAS Didac		0:07:15.36 0:10:35.62	29 29	0:05:19.79	36	0:09:56.63	23	0:07:49.50	38		<b>0:40:56.90</b>	+0:03:27.28
31	1040	GRIFFITHS Henry		0:07:29.73 0:10:35.66	45 30	0:05:17.29	33	0:10:09.98	36	0:07:29.40	27		<b>0:41:02.06</b>	+0:03:32.44
32	1034	CHEETHAM Chris		0:07:30.22 0:10:36.30	46 31	0:05:19.33	35	0:10:02.91	28	0:07:39.75	31		<b>0:41:08.51</b>	+0:03:38.89
33	1106	JONES Ashley		0:07:24.21 0:10:32.85	38 26	0:05:14.35	28	0:10:01.83	24	0:08:02.62	47		<b>0:41:15.86</b>	+0:03:46.24
34	1139	HOBART Richard		0:07:08.56 0:10:47.25	20 38	0:05:23.22	44	0:10:08.29	34	0:07:51.40	41		<b>0:41:18.72</b>	+0:03:49.10
35	1210	UNTIEDT Grant		0:07:17.78 0:11:09.21	33 49	0:05:14.30	27	0:09:50.55	19	0:07:47.50	36		<b>0:41:19.34</b>	+0:03:49.72
36	1107	CONGREVE Jonathon		0:07:28.30 0:10:22.92	41 19	0:05:20.77	41	0:10:28.14	47	0:07:44.30	34		<b>0:41:24.43</b>	+0:03:54.81













## EWS100 RESULTS

Pos	Plate	Name Team	Nat EWS number	Stage 1 Stage 5	Pos Pos	Stage 2	Pos	Stage 3	Pos	Stage 4	Pos	Penalties	Time	Gap
<b>EWS100   MEN</b>														
37	1064	WILDER Kieran		0:07:23.05 0:10:27.61	37 21	0:05:30.35	51	0:10:23.13	45	0:07:46.68	35		<b>0:41:30.82</b>	+0:04:01.20
38	1187	ELLAH Corey		0:07:15.90 0:11:19.00	31 57	0:05:17.96	34	0:10:11.65	38	0:07:36.60	30		<b>0:41:41.11</b>	+0:04:11.49
39	1044	HARAPNUIK Levi		0:07:13.40 0:11:34.12	25 69	0:05:20.08	38	0:10:03.73	29	0:07:48.60	37		<b>0:41:59.93</b>	+0:04:30.31
40	1037	HOLT Braden	 CAN.1993.23217	0:07:26.10 0:11:23.62	39 61	0:05:36.00	58	0:10:06.58	32	0:07:28.48	26		<b>0:42:00.78</b>	+0:04:31.16
41	1181	HOWELL Cameron		0:07:34.15 0:10:47.42	49 39	0:05:30.27	50	0:10:04.13	30	0:08:05.58	49		<b>0:42:01.55</b>	+0:04:31.93
42	1192	SAVA Wesley		0:07:37.03 0:10:51.18	51 40	0:05:20.39	39	0:10:23.12	44	0:08:02.48	46		<b>0:42:14.20</b>	+0:04:44.58
43	1229	CHAPPLE Ali		0:07:14.40 0:11:18.68	28 55	0:05:17.08	32	0:10:20.63	43	0:08:07.25	53		<b>0:42:18.04</b>	+0:04:48.42
44	1133	DIEDRICKSEN Dan		0:07:18.72 0:11:30.55	35 65	0:05:23.22	44	0:10:19.67	42	0:07:49.55	39		<b>0:42:21.71</b>	+0:04:52.09
45	1007	AMEZCUA Diego	 MEX.1996.51165	0:07:36.75 0:10:55.23	50 41	0:05:22.03	43	0:10:32.44	51	0:07:55.48	42		<b>0:42:21.93</b>	+0:04:52.31
46	1029	NADEAU Jeff	 CAN.1999.51245	0:07:40.68 0:10:42.73	53 34	0:05:19.85	37	0:10:18.95	40	0:08:23.32	58		<b>0:42:25.53</b>	+0:04:55.91
47	1061	HINDS Lachlan		0:07:47.75 0:10:45.95	62 37	0:05:20.97	42	0:10:36.79	53	0:08:03.90	48		<b>0:42:35.36</b>	+0:05:05.74
48	1033	DIGIULIO Dario		0:07:28.87 0:11:01.35	43 42	0:05:27.75	47	0:10:37.05	54	0:08:07.80	54		<b>0:42:42.82</b>	+0:05:13.20













## EWS100 RESULTS

Pos	Plate	Name Team	Nat EWS number	Stage 1 Stage 5	Pos Pos	Stage 2	Pos	Stage 3	Pos	Stage 4	Pos	Penalties	Time	Gap
<b>EWS100   MEN</b>														
49	1060	HINDS Christopher	 AUS.1998.25264	0:08:01.03 0:10:28.22	66 22	0:05:09.77	22	0:11:09.26	71	0:08:06.80	51		<b>0:42:55.08</b>	+0:05:25.46
50	1185	CANNING Andrew		0:07:29.62 0:11:04.66	44 44	0:06:03.77	87	0:10:32.73	52	0:07:50.68	40		<b>0:43:01.46</b>	+0:05:31.84
51	1111	BERG Trevor		0:07:27.65 0:11:13.07	40 52	0:05:30.79	52	0:10:18.95	40	0:08:33.47	63		<b>0:43:03.93</b>	+0:05:34.31
52	1213	SUMMERSIDE Henry		0:07:46.78 0:11:18.99	60 56	0:05:35.84	57	0:10:29.47	48	0:08:00.67	45		<b>0:43:11.75</b>	+0:05:42.13
53	1129	MCINNIS Samuel		0:07:42.52 0:11:11.74	54 50	0:05:39.15	62	0:10:25.60	46	0:08:18.52	55		<b>0:43:17.53</b>	+0:05:47.91
54	1052	OLIVER Ignacio	 ESP.1996.52524	0:07:47.41 0:11:13.02	61 51	0:05:48.70	77	0:10:41.96	57	0:07:59.52	43		<b>0:43:30.61</b>	+0:06:00.99
55	1025	GUERIN Cedric	 FRA.1992.23190	0:07:31.13 0:11:33.05	47 66	0:05:20.60	40	0:10:31.75	49	0:08:40.43	65		<b>0:43:36.96</b>	+0:06:07.34
56	1027	DEKONINCK Arthur	 FRA.1996.34525	0:07:43.63 0:11:25.02	56 63	0:05:28.52	48	0:10:41.78	56	0:08:20.75	57		<b>0:43:39.70</b>	+0:06:10.08
57	1071	LAMMER Logan		0:07:54.23 0:11:06.14	63 46	0:05:30.08	49	0:11:06.81	70	0:08:07.08	52		<b>0:43:44.34</b>	+0:06:14.72
58	1059	STUDER Jack		0:07:42.80 0:11:06.68	55 47	0:05:42.37	67	0:10:37.15	55	0:08:39.24	64		<b>0:43:48.24</b>	+0:06:18.62
59	1225	ST-AMANT Kelley	 CAN.1990.21452	0:08:09.29 0:11:03.92	76 43	0:05:38.83	61	0:10:59.88	66	0:08:05.89	50		<b>0:43:57.81</b>	+0:06:28.19
60	1211	WEBSTER Aidan		0:07:56.76 0:11:14.38	65 53	0:05:53.27	83	0:10:42.55	58	0:08:45.40	67		<b>0:44:32.36</b>	+0:07:02.74

## EWS100 RESULTS












Pos	Plate	Name Team	Nat EWS number	Stage 1 Stage 5	Pos Pos	Stage 2	Pos	Stage 3	Pos	Stage 4	Pos	Penalties	Time	Gap
<b>EWS100   MEN</b>														
61	1212	DEMASI Kyle		0:07:55.65 0:11:33.16	64 67	0:05:46.13	74	0:10:59.06	65	0:08:19.12	56		<b>0:44:33.12</b>	+0:07:03.50
62	1136	CHERNUSHENKO Eric		0:07:40.40 0:11:36.69	52 70	0:05:47.78	76	0:10:43.18	59	0:08:47.48	70		<b>0:44:35.53</b>	+0:07:05.91
63	1182	SURIYUTH Alec	 CAN.1995.24543	0:07:46.68 0:12:25.37	59 84	0:05:31.62	53	0:10:31.92	50	0:08:32.95	62		<b>0:44:48.54</b>	+0:07:18.92
64	1246	MOMBERG Tomas	 CHI.1995.35405	0:08:04.57 0:11:08.68	70 48	0:05:33.77	54	0:11:18.30	74	0:08:46.00	68		<b>0:44:51.32</b>	+0:07:21.70
65	1179	GURNEY Callum		0:08:14.58 0:11:19.79	79 58	0:05:47.20	75	0:11:01.79	67	0:08:29.95	61		<b>0:44:53.31</b>	+0:07:23.69
66	1115	ELLIS Rhys	 CAN.1991.29962	0:07:28.53 0:11:24.77	42 62	0:05:13.30	26	0:12:53.30	92	0:07:59.87	44		<b>0:44:59.77</b>	+0:07:30.15
67	1118	TULLY Michael	 CAN.1988.51263	0:08:22.12 0:11:05.31	82 45	0:05:50.00	81	0:11:01.80	68	0:08:58.91	75		<b>0:45:18.14</b>	+0:07:48.52
68	1110	MACFARLANE Jason		0:08:09.10 0:11:51.10	75 75	0:05:42.25	66	0:10:43.65	60	0:08:55.50	74		<b>0:45:21.60</b>	+0:07:51.98
69	1116	BATALLER Martyn	 GBR.1995.25134	0:08:08.37 0:11:30.21	74 64	0:05:44.90	69	0:10:47.83	61	0:09:10.98	78		<b>0:45:22.29</b>	+0:07:52.67
70	1117	MINTY George		0:08:02.52 0:11:44.93	67 74	0:05:45.58	72	0:10:58.97	64	0:08:52.64	72		<b>0:45:24.64</b>	+0:07:55.02
71	1263	NICHOLSON Charlie		0:07:44.77 0:11:16.34	57 54	0:05:23.82	46	0:13:02.53	93	0:08:24.10	59		<b>0:45:51.56</b>	+0:08:21.94
72	1177	EASTER Joe		0:08:15.59 0:11:57.26	80 78	0:05:51.13	82	0:10:58.30	63	0:08:53.40	73		<b>0:45:55.68</b>	+0:08:26.06

## EWS100 RESULTS

Pos	Plate	Name Team	Nat EWS number	Stage 1 Stage 5	Pos Pos	Stage 2	Pos	Stage 3	Pos	Stage 4	Pos	Penalties	Time	Gap
<b>EWS100   MEN</b>														
73	1207	JONES Cody		0:08:03.70 0:12:13.38	68 80	0:05:49.03	79	0:11:18.66	75	0:08:44.70	66		<b>0:46:09.47</b>	+0:08:39.85
74	1026	LAFITTE Tom		0:08:07.28 0:11:43.42	73 73	0:05:48.83	78	0:11:43.38	81	0:09:12.02	79		<b>0:46:34.93</b>	+0:09:05.31
75	1183	CARVERY Scott		0:08:15.62 0:12:16.75	81 81	0:05:45.95	73	0:11:29.30	77	0:08:51.51	71		<b>0:46:39.13</b>	+0:09:09.51
76	1228	HOPKINS Korey	 USA.1989.27774	0:09:13.78 0:11:41.79	94 72	0:05:54.87	84	0:11:10.38	72	0:09:09.46	77		<b>0:47:10.28</b>	+0:09:40.66
77	1128	AITCHESON Ryan		0:08:05.40 0:11:39.57	71 71	0:05:45.15	70	0:11:05.12	69	0:10:39.55	88		<b>0:47:14.79</b>	+0:09:45.17
78	1112	WEEKS Dave		0:09:02.50 0:11:19.84	93 59	0:05:44.27	68	0:11:33.60	78	0:09:51.41	83		<b>0:47:31.62</b>	+0:10:02.00
79	1062	MORRIS Jackson		0:08:28.02 0:12:22.78	83 82	0:05:45.53	71	0:11:37.16	79	0:09:31.65	80		<b>0:47:45.14</b>	+0:10:15.52
80	1247	EGGLETON Joel		0:08:55.50 0:11:33.33	91 68	0:06:04.60	88	0:12:02.83	85	0:09:47.63	82		<b>0:48:23.89</b>	+0:10:54.27
81	1250	DI PIETRO Luc		0:08:39.27 0:13:00.53	86 86	0:06:06.13	92	0:11:56.28	83	0:09:08.08	76		<b>0:48:50.29</b>	+0:11:20.67
82	1224	MARTIN Ciaran		0:08:30.23 0:12:34.98	84 85	0:06:05.67	89	0:12:18.13	88	0:09:53.63	85		<b>0:49:22.64</b>	+0:11:53.02
83	1253	KANIK Przemyslaw	 POL.1989.37920	0:08:50.50 0:13:02.21	90 87	0:06:11.29	93	0:11:39.71	80	0:09:52.60	84		<b>0:49:36.31</b>	+0:12:06.69
84	1178	WHITELEY Matthew		0:09:24.15 0:12:23.07	96 83	0:06:18.30	95	0:12:00.23	84	0:09:34.97	81		<b>0:49:40.72</b>	+0:12:11.10




## EWS100 RESULTS












Pos	Plate	Name Team	Nat EWS number	Stage 1 Stage 5	Pos Pos	Stage 2	Pos	Stage 3	Pos	Stage 4	Pos	Penalties	Time	Gap
<b>EWS100   MEN</b>														
85	1055	EAGLEHEART Aravan		0:08:06.88 0:15:49.68	72 97	0:05:37.11	59	0:11:29.18	76	0:08:47.22	69		<b>0:49:50.07</b>	+0:12:20.45
86	1205	FELIX Jordan		0:08:46.35 0:11:57.46	88 79	0:06:19.80	96	0:12:42.21	90	0:10:06.70	87		<b>0:49:52.52</b>	+0:12:22.90
87	1227	RUSSELL Richard		0:08:39.05 0:13:16.52	85 88	0:06:12.28	94	0:11:52.16	82	0:10:02.60	86		<b>0:50:02.61</b>	+0:12:32.99
88	1067	BUTLER-WOODHOUSE Sam		0:09:01.90 0:11:52.18	92 77	0:05:55.13	85	0:12:09.72	87	0:11:23.40	91		<b>0:50:22.33</b>	+0:12:52.71
89	1042	HUKRIEDE Nick	 USA.1995.40613	0:08:46.00 0:13:45.09	87 91	0:05:40.55	63	0:11:12.41	73	0:11:09.35	90		<b>0:50:33.40</b>	+0:13:03.78
90	1132	VAN EGMOND Marcus		0:08:46.52 0:13:18.17	89 89	0:06:05.84	90	0:12:04.75	86	0:12:19.63	93		<b>0:52:34.91</b>	+0:15:05.29
91	1251	BELISLE Laurent		0:09:21.00 0:13:37.23	95 90	0:06:35.87	97	0:12:43.21	91	0:10:50.98	89		<b>0:53:08.29</b>	+0:15:38.67
92	1248	BUTLER Alan		0:09:26.20 0:15:26.40	97 96	0:06:47.18	98	0:13:31.59	95	0:12:02.95	92		<b>0:57:14.32</b>	+0:19:44.70
93	1226	FITZPATRICK Ryan		0:09:55.30 0:14:46.05	99 93	0:07:23.74	100	0:13:15.42	94	0:12:21.10	94		<b>0:57:41.61</b>	+0:20:11.99
94	1209	SUBJECT Daniel		0:10:44.52 0:15:21.35	101 95	0:07:13.85	99	0:14:04.87	96	0:14:02.10	97		<b>1:01:26.69</b>	+0:23:57.07
95	1245	SHIH Shun Yuan		0:12:08.95 0:14:52.26	104 94	0:07:52.02	103	0:16:02.40	97	0:13:08.35	95		<b>1:04:03.98</b>	+0:26:34.36















## EWS100 RESULTS

Pos	Plate	Name Team	Nat EWS number	Stage 1 Stage 5	Pos Pos	Stage 2	Pos Pos	Stage 3	Pos Pos	Stage 4	Pos Pos	Penalties	Time	Gap
<b>EWS100   MEN</b>														
96	1206	KENNEDY Cole	 CAN.1994.52152	0:11:06.15 0:14:45.35	102 92	0:07:25.47	101	0:20:51.72	98	0:13:27.47	96		<b>1:07:36.16</b>	+0:30:06.54
97	1249	WOOLLASTON Joseph		0:12:26.02 0:17:31.16	107 98	0:07:57.30	104	0:21:22.86	99	0:16:48.68	98		<b>1:16:06.02</b>	+0:38:36.40
DNF	1148	DESMOND Alexander		0:12:34.82 0:11:51.59	108 76			0:10:53.58	62	0:08:29.90	60			
DNF	1013	ROMNEY Harrison	 USA.2001.52610	0:08:14.00	78	0:05:38.05	60	0:12:22.28	89					
DNF	1072	HANSEN Lars		0:07:46.22	58	0:05:35.15	56							
DNF	1131	HAMLEY Tom		0:08:04.50	69	0:05:40.63	64							
DNF	1056	WHITNEY Dan	 USA.1995.36694	0:07:31.93	48	0:05:41.85	65							
DNF	1028	DROLET Vincent	 CAN.1998.33083	0:20:59.93	110	0:06:02.00	86							
DNF	1276	KAUFMAN Yisrael		0:07:22.75	36	0:06:06.03	91							
DNF	1065	PRAS Spencer		0:12:24.02	106	0:07:34.12	102							
DNF	1223	EAKER Jackson	 USA.2001.36367	0:12:59.80	109	0:10:07.63	105							
DNF	1068	FURBEE Jacob	 USA.2000.40477	0:09:49.98	98									













## EWS100 RESULTS

Pos	Plate	Name Team	Nat EWS number	Stage 1 Stage 5	Pos Pos	Stage 2	Pos	Stage 3	Pos	Stage 4	Pos	Penalties	Time	Gap
<b>EWS100   MEN</b>														
DNF	1045	HELLEN Aidan		0:10:41.75	100									
DNF	1208	LINDEN Anthony		0:11:27.33	103									
DNF	1134	GROVES Damian		0:12:14.68	105									
DNF	1180	PEGORARO Rhys												
DNS	1010	BULANT Tristan	 GER.2001.24770											
DNS	1035	BEDFORD Guy												
DNS	1141	RUSSELL Trevor												
DNS	1023	LETH Frederik												
DNS	1135	WORRALL Benjamin												
DNS	1022	BERTELSEN Jeppe Bob												
DNS	1262	CZAJKOWSKI Gabe												













## EWS100 RESULTS

Pos	Plate	Name Team	Nat EWS number	Stage 1 Stage 5	Pos Pos	Stage 2	Pos	Stage 3	Pos	Stage 4	Pos	Penalties	Time	Gap
<b>EWS100   MEN   Master 35+</b>														
1	1120	WILSON Craig	 CAN.1979.21574	0:06:55.13 0:10:14.32	2 2	0:05:17.82	4	<u>0:09:41.50</u>	1	<u>0:07:08.64</u>	1		<b>0:39:17.41</b>	
2	1150	SERENELLI Gonzalo	 ARG.1985.22347	0:06:57.33 <u>0:10:12.44</u>	3 1	<u>0:05:08.92</u>	1	0:09:47.34	2	0:07:28.28	3		<b>0:39:34.31</b>	+0:00:16.90
3	1104	DUNLOP Ross		0:07:23.58 0:11:07.73	5 7	0:05:17.60	3	0:09:59.41	5	0:07:13.05	2		<b>0:41:01.37</b>	+0:01:43.96
4	1171	STOREY Steve	 CAN.1980.22398	<u>0:06:51.22</u> 0:10:54.08	1 5	0:05:23.75	5	0:09:59.40	4	0:07:53.80	7		<b>0:41:02.25</b>	+0:01:44.84
5	1231	HARMER Justin	 AUS.1986.26113	0:07:16.90 0:11:07.74	4 8	0:05:30.49	7	0:09:51.12	3	0:07:29.50	4		<b>0:41:15.75</b>	+0:01:58.34
6	1105	BROOKS Andrew		0:07:26.32 0:10:15.49	6 3	0:05:11.33	2	0:10:33.15	11	0:08:02.03	9		<b>0:41:28.32</b>	+0:02:10.91
7	1119	KAZIMER Mike		0:07:38.43 0:10:58.16	9 6	0:05:38.45	16	0:10:20.27	8	0:07:42.03	5		<b>0:42:17.34</b>	+0:02:59.93
8	1143	FILLER Alex		0:07:46.77 0:10:42.88	14 4	0:05:32.38	9	0:10:40.94	13	0:07:43.60	6		<b>0:42:26.57</b>	+0:03:09.16
9	1057	HOLLOWAY Jon		0:07:43.50 0:11:09.23	12 9	0:05:34.40	12	0:10:21.15	9	0:08:02.30	10		<b>0:42:50.58</b>	+0:03:33.17
10	1145	ACKERMANN Jorge		0:07:41.53 0:11:21.45	11 13	0:05:35.92	13	0:10:08.27	7	0:08:04.20	11		<b>0:42:51.37</b>	+0:03:33.96
11	1155	TARIS Mathieu		0:07:33.52 0:11:12.19	8 10	0:05:29.20	6	0:10:06.96	6	0:08:33.70	17		<b>0:42:55.57</b>	+0:03:38.16
12	1144	NICOLAI Jason		0:07:31.75 0:11:28.27	7 17	0:05:33.73	11	0:10:42.61	14	0:08:00.05	8		<b>0:43:16.41</b>	+0:03:59.00












## EWS100 RESULTS

Pos	Plate	Name Team	Nat EWS number	Stage 1 Stage 5	Pos Pos	Stage 2	Pos	Stage 3	Pos	Stage 4	Pos	Penalties	Time	Gap
<b>EWS100   MEN   Master 35+</b>														
13	1140	HALL Mitchell		0:07:53.00 0:11:22.08	16 14	0:05:32.35	8	0:10:46.85	15	0:08:23.54	13		<b>0:43:57.82</b>	+0:04:40.41
14	1146	DE BEURMANN Jeremy		0:07:40.19 0:11:25.73	10 15	0:05:43.98	21	0:10:56.89	18	0:08:29.48	15		<b>0:44:16.27</b>	+0:04:58.86
15	1170	MARTINS Danny		0:07:51.05 0:11:32.35	15 18	0:05:39.35	18	0:10:48.92	16	0:08:25.15	14		<b>0:44:16.82</b>	+0:04:59.41
16	1162	TAYLOR Lee		0:07:55.98 0:11:41.44	17 19	0:05:38.33	15	0:10:33.81	12	0:08:36.42	18		<b>0:44:25.98</b>	+0:05:08.57
17	1114	HORE Kye	 AUS.1986.52082	0:08:26.23 0:12:02.27	25 21	0:05:32.71	10	0:10:27.22	10	0:08:14.22	12		<b>0:44:42.65</b>	+0:05:25.24
18	1147	COLES Jacob		0:08:03.97 0:11:14.82	19 11	0:05:41.78	19	0:10:55.12	17	0:09:06.30	21		<b>0:45:01.99</b>	+0:05:44.58
19	1122	LUDDY Benjamin	 USA.1979.26514	0:08:15.08 0:11:17.15	21 12	0:05:38.08	14	0:11:07.10	19	0:09:12.50	22		<b>0:45:29.91</b>	+0:06:12.50
20	1169	SHAW Ben		0:08:28.66 0:11:26.47	26 16	0:05:50.87	24	0:11:09.14	20	0:08:58.58	19		<b>0:45:53.72</b>	+0:06:36.31
21	1184	SMITH Zack		0:07:58.63 0:11:54.85	18 20	0:05:44.04	22	0:11:38.16	24	0:08:59.27	20		<b>0:46:14.95</b>	+0:06:57.54
22	1156	KRAL Brent		0:07:44.40 0:12:21.85	13 25	0:05:38.77	17	0:11:30.28	21	0:09:16.37	24		<b>0:46:31.67</b>	+0:07:14.26
23	1240	BATEMAN Robert	 CAN.1982.34580	0:08:20.70 0:12:19.66	23 24	0:05:51.20	25	0:11:32.87	23	0:09:16.22	23		<b>0:47:20.65</b>	+0:08:03.24
24	1176	ROBSON Joe		0:08:22.92 0:12:07.67	24 22	0:05:41.81	20	0:11:30.75	22	0:10:31.37	30		<b>0:48:14.52</b>	+0:08:57.11













## EWS100 RESULTS

Pos	Plate	Name Team	Nat EWS number	Stage 1 Stage 5	Pos Pos	Stage 2	Pos	Stage 3	Pos	Stage 4	Pos	Penalties	Time	Gap
<b>EWS100   MEN   Master 35+</b>														
25	1121	ALARCON Christian		0:08:05.83 0:12:12.44	20 23	0:05:57.33	26	0:12:23.73	28	0:09:39.92	26		<b>0:48:19.25</b>	+0:09:01.84
26	1254	ISKRA Nikodem	 POL.1978.30293	0:08:51.27 0:12:42.25	27 28	0:06:14.38	29	0:12:03.87	25	0:09:48.65	27		<b>0:49:40.42</b>	+0:10:23.01
27	1252	GRIMOIN Thomas		0:08:58.95 0:12:36.30	29 27	0:06:26.70	33	0:12:25.22	30	0:09:32.43	25		<b>0:49:59.60</b>	+0:10:42.19
28	1233	MCKALL Terence		0:08:55.12 0:12:52.34	28 29	0:06:23.50	31	0:12:24.39	29	0:10:16.50	29		<b>0:50:51.85</b>	+0:11:34.44
29	1230	GEORGE Thomas	 CAN.1987.21472	0:09:00.12 0:13:39.27	30 33	0:06:00.62	27	0:12:26.03	31	0:10:40.28	31		<b>0:51:46.32</b>	+0:12:28.91
30	1236	RIESTRA BELTRAN Manuel	 MEX.1979.25342	0:09:05.32 0:13:04.09	31 30	0:06:23.67	32	0:12:32.00	32	0:10:41.90	32		<b>0:51:46.98</b>	+0:12:29.57
31	1137	DIEDERICHS Matt		0:09:25.52 0:12:31.38	33 26	0:06:17.08	30	0:12:11.33	26	0:11:24.92	33		<b>0:51:50.23</b>	+0:12:32.82
32	1255	SYK Damain	 POL.1982.37946	0:09:08.73 0:14:31.08	32 34	0:06:13.40	28	0:12:16.70	27	0:10:13.25	28		<b>0:52:23.16</b>	+0:13:05.75
33	1175	HODSON Jon		0:09:43.63 0:13:20.44	34 32	0:06:44.10	35	0:13:40.91	33	0:12:02.27	34		<b>0:55:31.35</b>	+0:16:13.94
34	1142	LEVINS Toby		0:08:16.10 0:13:10.53	22 31	0:05:45.79	23	0:22:57.97	38	0:08:29.82	16		<b>0:58:40.21</b>	+0:19:22.80
35	1232	RUSSELL Jamie	 CAN.1983.24428	0:10:28.10 0:14:53.27	35 35	0:06:37.09	34	0:16:20.47	35	0:14:09.32	35		<b>1:02:28.25</b>	+0:23:10.84
36	1256	BREL Jonathan	 CAN.1981.40486	0:12:00.07 0:17:57.10	37 37	0:07:38.13	37	0:17:02.40	36	0:18:24.14	36		<b>1:13:01.84</b>	+0:33:44.43

## EWS100 RESULTS












Pos	Plate	Name Team	Nat EWS number	Stage 1 Stage 5	Pos Pos	Stage 2	Pos Pos	Stage 3	Pos Pos	Stage 4	Pos Pos	Penalties	Time	Gap
<b>EWS100   MEN   Master 35+</b>														
37	1237	RAMIREZ Antonio		0:11:55.27 0:15:29.68	36 36	0:07:20.80	36	0:15:17.56	34	0:24:03.28	38		<b>1:14:06.59</b>	+0:34:49.18
38	1258	KANDANGWA Sherjung		0:14:19.13 0:18:20.00	38 38	0:08:43.92	38	0:21:45.17	37	0:19:22.12	37		<b>1:22:30.34</b>	+0:43:12.93
DNS	1149	FITZGERALD Morgan												
DNS	1123	CISAR Steven												
DNS	1267	STEADMAN Matthew												
DNS	1152	RAFFO Martin												
<b>EWS100   MEN   Master 45+</b>														
1	1165	BAKKER Colin		<u>0:07:12.85</u> <u>0:10:41.06</u>	1 1	<u>0:05:13.30</u>	1	<u>0:10:07.58</u>	1	<u>0:07:25.58</u>	1		<b>0:40:40.37</b>	
2	1158	KODATO Flavio		0:07:22.35 0:11:04.86	2 2	0:05:25.05	3	0:10:13.90	2	0:08:11.80	2		<b>0:42:17.96</b>	+0:01:37.59
3	1127	MARCOTTE Vincent		0:07:50.38 CAN.1977.53081 0:11:23.00	5 4	0:05:21.73	2	0:10:28.17	3	0:08:25.07	3		<b>0:43:28.35</b>	+0:02:47.98
4	1153	PELEGRINA Oscar		0:08:10.48 0:11:10.04	9 3	0:05:44.72	5	0:10:46.65	4	0:08:29.72	4		<b>0:44:21.61</b>	+0:03:41.24
5	1161	MILLINGTON Scott		0:07:50.24 0:12:18.02	4 7	0:05:47.42	7	0:11:05.39	8	0:09:05.72	5		<b>0:46:06.79</b>	+0:05:26.42

## EWS100 RESULTS













Pos	Plate	Name Team	Nat EWS number	Stage 1 Stage 5	Pos Pos	Stage 2	Pos	Stage 3	Pos	Stage 4	Pos	Penalties	Time	Gap
<b>EWS100   MEN   Master 45+</b>														
6	1173	CAMERON Paul		0:08:24.80 0:11:53.71	10 6	0:05:45.46	6	0:10:56.05	5	0:09:14.37	6		<b>0:46:14.39</b>	+0:05:34.02
7	1154	MORALES ZUGER Jose		0:07:59.70 0:11:31.71	7 5	0:05:59.49	9	0:11:15.30	9	0:09:33.43	7		<b>0:46:19.63</b>	+0:05:39.26
8	1241	KANTZ Auric	 USA.1977.26980	0:08:06.70 0:12:39.13	8 8	0:05:32.69	4	0:10:58.53	7	0:13:42.53	11		<b>0:50:59.58</b>	+0:10:19.21
9	1260	KEEN Andrew	 CAN.1970.23176	0:09:03.87 0:14:41.76	11 10	0:06:33.42	11	0:13:00.93	12	0:11:08.32	8		<b>0:54:28.30</b>	+0:13:47.93
10	1266	ADAMS Ross		0:09:43.67 0:13:55.94	15 9	0:06:21.12	10	0:12:50.68	11	0:12:17.87	9		<b>0:55:09.28</b>	+0:14:28.91
11	1238	GOSSELIN Jean-Francois		0:09:33.15 0:16:48.56	13 11	0:06:56.05	14	0:13:58.83	13	0:12:23.50	10		<b>0:59:40.09</b>	+0:18:59.72
DNF	1174	ALLEN Ricky		0:09:04.53	12	0:06:38.31	13	0:12:31.32	10	0:21:23.65	12			
DNF	1159	PETRIE Steve		0:07:52.00	6	0:05:50.70	8	0:10:56.50	6	0:31:09.53	13			
DNF	1166	RIGEL Andy		0:09:40.05	14	0:06:35.32	12							
DNF	1167	VANDERWAAL Aaron		0:12:13.24	16	0:08:48.83	15							
DNF	1163	CHUPA Brad		0:07:40.93	3									
DNS	1063	MORRIS Howie												














## EWS100 RESULTS

Pos	Plate	Name Team	Nat EWS number	Stage 1 Stage 5	Pos Pos	Stage 2	Pos	Stage 3	Pos	Stage 4	Pos	Penalties	Time	Gap
<b>EWS100   MEN   Master 45+</b>														
DNS	1261	GECK Carsten												
<b>EWS100   MEN   Under 21</b>														
1	1016	WYNTER Haydyn		0:06:30.87 0:09:50.70	3 3	0:04:50.28	2	<u>0:08:45.95</u>	1	<u>0:06:22.48</u>	1		<b>0:36:20.28</b>	
2	1018	SMITH Elliot		<u>0:06:18.30</u> <u>0:09:31.56</u>	1 1	<u>0:04:49.51</u>	1	0:09:13.63	3	0:06:32.68	2		<b>0:36:25.68</b>	+0:00:05.40
3	1097	STRATTON Zac		0:06:30.45 0:09:32.73	2 2	0:04:52.38	3	0:09:06.68	2	0:06:48.18	4		<b>0:36:50.42</b>	+0:00:30.14
4	1078	JOHNSON Anders	 USA.2003.30266	0:06:38.68 0:10:09.54	4 6	0:04:59.98	8	0:09:22.92	4	0:06:44.36	3		<b>0:37:55.48</b>	+0:01:35.20
5	1102	PEATFIELD David	 CAN.2005.27479	0:06:45.47 0:10:29.49	6 13	0:05:07.50	13	0:09:31.38	7	0:07:04.13	6		<b>0:38:57.97</b>	+0:02:37.69
6	1074	KRAUSE Elijah	 USA.2002.31238	0:07:11.88 0:10:07.18	22 5	0:04:55.65	6	0:09:32.75	8	0:07:21.40	12		<b>0:39:08.86</b>	+0:02:48.58
7	1082	GALBRAITH John		0:06:47.33 0:10:24.58	7 9	0:04:53.90	4	0:09:38.38	10	0:07:26.91	15		<b>0:39:11.10</b>	+0:02:50.82
8	1009	SILBERHORN Moritz	 GER.2003.33981	0:06:51.97 0:10:01.60	9 4	0:04:58.77	7	0:10:18.88	23	0:07:12.70	7		<b>0:39:23.92</b>	+0:03:03.64
9	1091	MELCHERT Paul		0:07:05.60 0:10:17.21	16 8	0:05:02.71	10	0:09:41.02	11	0:07:18.25	11		<b>0:39:24.79</b>	+0:03:04.51
10	1099	BAGGOTT Jacob		0:06:58.27 0:10:09.74	12 7	0:05:11.64	18	0:09:44.28	12	0:07:39.17	20		<b>0:39:43.10</b>	+0:03:22.82













## EWS100 RESULTS

Pos	Plate	Name Team	Nat EWS number	Stage 1 Stage 5	Pos Pos	Stage 2	Pos	Stage 3	Pos	Stage 4	Pos	Penalties	Time	Gap
<b>EWS100   MEN   Under 21</b>														
11	1087	HENDERSON Gabe	 USA.2005.40634	0:07:02.45 0:10:25.12	15 10	0:05:16.13	24	0:09:48.63	15	0:07:12.88	8		<b>0:39:45.21</b>	+0:03:24.93
12	1090	ELSBURG Aven	 CAN.2005.51588	0:06:57.21 0:10:34.84	11 16	0:05:13.75	22	0:09:48.60	14	0:07:17.32	10		<b>0:39:51.72</b>	+0:03:31.44
13	1075	GRAYSON Jake	 AUS.2004.40521	0:06:59.95 0:10:31.91	14 14	0:05:11.73	19	0:09:54.23	17	0:07:23.94	13		<b>0:40:01.76</b>	+0:03:41.48
14	1008	SMITH Jacob	 USA.2003.52741	0:06:54.56 0:11:42.27	10 31	0:04:54.05	5	0:10:02.83	20	0:06:58.53	5		<b>0:40:32.24</b>	+0:04:11.96
15	1051	ZORRILLA Patricio	 MEX.2004.40521	0:07:24.73 0:10:26.57	25 11	0:05:17.26	25	0:09:53.41	16	0:07:33.48	16		<b>0:40:35.45</b>	+0:04:15.17
16	1093	ROELOFS Adam	 USA.2003.52741	0:07:09.13 0:10:35.25	19 17	0:05:07.78	14	0:10:26.68	26	0:07:50.25	24		<b>0:41:09.09</b>	+0:04:48.81
17	1079	WOODWARD Dylan	 USA.2004.34371	0:07:24.90 0:10:45.66	26 19	0:05:13.53	21	0:10:27.56	27	0:07:35.08	17		<b>0:41:26.73</b>	+0:05:06.45
18	1081	GRIEZIC Aaron	 CAN.2005.51588	0:06:51.50 0:10:28.78	8 12	0:05:18.28	27	0:09:48.02	13	0:09:03.12	34		<b>0:41:29.70</b>	+0:05:09.42
19	1014	SWARENS Tucker	 USA.2004.34600	0:07:32.30 0:10:46.62	28 20	0:05:22.75	29	0:10:31.65	28	0:07:44.43	21		<b>0:41:57.75</b>	+0:05:37.47
20	1058	ARAVE Taylor	 USA.2003.39201	0:07:11.58 0:11:38.32	21 30	0:05:09.10	16	0:10:07.07	22	0:07:55.32	27		<b>0:42:01.39</b>	+0:05:41.11
21	1214	LEWIS Rowan	 CAN.2005.51588	0:06:58.75 0:10:57.11	13 22	0:05:15.52	23	0:09:59.98	18	0:08:56.23	33		<b>0:42:07.59</b>	+0:05:47.31
22	1089	MOORE Callum	 CAN.2005.51588	0:07:16.06 0:11:52.78	23 34	0:05:20.52	28	0:10:06.85	21	0:07:35.48	18		<b>0:42:11.69</b>	+0:05:51.41




## EWS100 RESULTS

Pos	Plate	Name Team	Nat EWS number	Stage 1 Stage 5	Pos Pos	Stage 2	Pos	Stage 3	Pos	Stage 4	Pos	Penalties	Time	Gap
<b>EWS100   MEN   Under 21</b>														
23	1088	BENNETT Lukas		0:07:26.42 0:11:09.93	27 24	0:05:26.46	30	0:10:24.75	25	0:07:47.74	22		<b>0:42:15.30</b>	+0:05:55.02
24	1073	SWINDLES Pat	 AUS.2003.40454	0:07:11.06 0:10:32.16	20 15	0:05:09.87	17	0:11:50.11	38	0:07:36.22	19		<b>0:42:19.42</b>	+0:05:59.14
25	1215	PICKARD Andrew	 CAN.2004.52198	0:07:33.22 0:10:39.51	29 18	0:05:17.28	26	0:10:24.40	24	0:08:33.57	32		<b>0:42:27.98</b>	+0:06:07.70
26	1080	GILBERT Jack	 USA.2002.33094	0:07:42.40 0:10:51.38	32 21	0:05:31.82	35	0:10:34.60	29	0:07:54.06	26		<b>0:42:34.26</b>	+0:06:13.98
27	1084	GIFFORD Lewis		0:07:37.58 0:11:12.12	31 25	0:05:26.60	31	0:10:35.81	31	0:07:49.75	23		<b>0:42:41.86</b>	+0:06:21.58
28	1219	SYMONDS William		0:07:37.05 0:11:12.16	30 26	0:05:39.51	37	0:10:40.00	32	0:08:22.92	31		<b>0:43:31.64</b>	+0:07:11.36
29	1077	JOHNSON Isaac		0:08:01.70 0:11:09.06	38 23	0:05:29.00	32	0:10:41.12	33	0:08:11.09	29		<b>0:43:31.97</b>	+0:07:11.69
30	1086	DESROCHERS Tristan		0:07:49.35 0:11:45.28	34 32	0:05:29.53	33	0:10:56.53	34	0:07:50.28	25		<b>0:43:50.97</b>	+0:07:30.69
31	1218	STAFFORD Corto		0:07:58.13 0:11:23.84	37 29	0:05:42.68	38	0:10:35.20	30	0:08:14.92	30		<b>0:43:54.77</b>	+0:07:34.49
32	1053	MIRALRIO CABALLERO Irving Gael	 MEX.2005.51496	0:07:54.94 0:11:13.78	35 28	0:05:45.50	39	0:11:12.22	35	0:07:58.95	28		<b>0:44:05.39</b>	+0:07:45.11
33	1015	VEGA Marco	 USA.2003.52124	0:08:36.11 0:11:12.25	43 27	0:05:31.80	34	0:11:17.10	36	0:09:06.93	35		<b>0:45:44.19</b>	+0:09:23.91











## EWS100 RESULTS

Pos	Plate	Name Team	Nat EWS number	Stage 1 Stage 5	Pos Pos	Stage 2	Pos	Stage 3	Pos	Stage 4	Pos	Penalties	Time	Gap
<b>EWS100   MEN   Under 21</b>														
34	1222	LAFORCE Chase		0:08:32.92 0:12:32.42	41 36	0:05:55.84	41	0:11:31.35	37	0:09:59.48	36		<b>0:48:32.01</b>	+0:12:11.73
35	1083	STUART Blair	 AUS.2002.51210	0:07:06.50 0:11:53.59	17 35	0:05:12.12	20	0:10:00.88	19	0:16:05.07	39		<b>0:50:18.16</b>	+0:13:57.88
36	1217	DUNAJSKY Martin		0:10:25.85 0:14:46.70	45 37	0:06:59.85	44	0:14:13.60	41	0:12:14.82	38		<b>0:58:40.82</b>	+0:22:20.54
37	1100	BULFONE Ryder		0:06:41.60 0:11:45.30	5 33	0:05:08.91	15	1:10:58.47	44	0:07:13.20	9		<b>1:41:47.48</b>	+1:05:27.20
DNF	1098	BOEHM Taylor		0:08:05.32	39	0:05:06.70	12	0:09:29.60	6	0:07:25.67	14			
DNF	1186	PILGRIM Caleb	 CAN.2004.53171	0:08:13.07	40	0:06:49.43	43	0:12:59.43	40	0:10:13.74	37			
DNF	1101	EATON Zach		0:07:17.75	24	0:05:05.17	11	0:09:24.31	5	0:20:45.83	40			
DNF	1012	BUMSTEAD Devon	 USA.2002.34401	0:07:08.05	18	0:05:01.05	9	0:09:36.80	9					
DNF	1092	GRAY Elijah	 CAN.2003.36591	0:07:45.67	33	0:05:34.61	36	0:12:14.15	39					
DNF	1221	RODRIGUEZ Dylan		0:10:20.04	44	0:06:37.77	42	0:17:31.65	42					
DNF	1216	RASCHBICHLER Moritz		0:11:35.62	46	0:07:26.50	45	0:20:00.56	43					
DNF	1076	LANCASTER Eli		0:07:55.54	36	0:05:53.48	40							





## EWS100 RESULTS

Pos	Plate	Name Team	Nat EWS number	Stage 1 Stage 5	Pos Pos	Stage 2	Pos Pos	Stage 3	Pos Pos	Stage 4	Pos Pos	Penalties	Time	Gap
<b>EWS100   MEN   Under 21</b>														
DNF	1094	WHITE Connor		0:08:34.19	42									
DNS	1054	RAMDOHR Vicente												
DNS	1095	DEROCK Brandon												
DNS	1096	CONNERS Logan	 USA.2005.40474											
<b>EWS100   WOMEN</b>														
1	1272	LEGGETT Alicia		0:08:29.43 0:12:08.78	2 1	<u>0:05:48.29</u>	1	0:11:19.49	2	0:09:06.55	2		<b>0:46:52.54</b>	
2	1200	FALCONER Brittany		0:08:33.98 0:12:11.70	3 2	0:05:57.82	2	0:11:35.75	3	<u>0:09:03.53</u>	1		<b>0:47:22.78</b>	+0:00:30.24
3	1194	CLAASSEN Carina	 USA.1995.52122	0:09:28.04 0:12:13.63	7 3	0:06:13.84	3	0:11:57.60	4	0:09:28.21	3		<b>0:49:21.32</b>	+0:02:28.78
4	1203	ARENDS Mikayla		0:09:08.33 0:12:19.38	6 4	0:06:25.37	7	0:12:08.40	5	0:09:34.14	4		<b>0:49:35.62</b>	+0:02:43.08
5	1202	NIEUWOLD Elyse	 CAN.1992.51585	0:08:38.50 0:12:30.71	4 5	0:06:15.79	4	0:12:10.41	7	0:10:44.58	5		<b>0:50:19.99</b>	+0:03:27.45
6	1274	CORREARD Solenne	 FRA.1992.40614	0:09:35.62 0:13:22.18	8 6	0:06:41.59	8	0:12:34.21	8	0:11:03.18	6		<b>0:53:16.78</b>	+0:06:24.24
7	1191	BUTLER Meigan		0:09:08.12 0:13:44.00	5 7	0:06:22.12	6	0:12:09.00	6	0:12:47.84	7		<b>0:54:11.08</b>	+0:07:18.54

## EWS100 RESULTS

Pos	Plate	Name Team	Nat EWS number	Stage 1 Stage 5	Pos Pos	Stage 2	Pos Pos	Stage 3	Pos Pos	Stage 4	Pos Pos	Penalties	Time	Gap
<b>EWS100   WOMEN</b>														
8	1271	MURRAY Kelsey	 CAN.1992.52905	0:12:21.70 0:16:02.43	9 8	0:08:23.71	9	0:16:00.11	9	0:15:35.80	8		<b>1:08:23.75</b>	+0:21:31.21
DNF	1190	CHAPPETTA Christina	 USA.1989.22479	<u>0:08:05.73</u>	1	0:06:16.45	5	<u>0:11:12.97</u>	1					
DNF	1273	VOGL Katie		0:32:36.64	10									
DNF	1195	FILLAT Syra	 USA.1999.25113											
DNF	1189	BATTISTA Laura	 AUS.1988.22132											
<b>EWS100   WOMEN   Master 35+</b>														
1	1201	DOLAN Zoe	 AUS.1999.25113	<u>0:08:18.96</u> <u>0:11:48.87</u>	1 1	<u>0:05:50.50</u>	1	<u>0:11:20.68</u>	1	<u>0:08:35.15</u>	1		<b>0:45:54.16</b>	
2	1270	JANS Anne		0:09:15.48 0:12:38.04	2 2	0:06:12.27	2	0:12:29.43	2	0:10:54.55	3		<b>0:51:29.77</b>	+0:05:35.61
3	1275	CHOU Peini		0:09:51.91 0:12:58.52	3 3	0:06:46.05	4	0:12:48.80	3	0:10:14.23	2		<b>0:52:39.51</b>	+0:06:45.35
4	1269	CONY Sarah		0:10:45.83 0:13:21.93	4 4	0:06:34.38	3	0:13:09.63	4	0:11:31.55	4		<b>0:55:23.32</b>	+0:09:29.16
DNF	1168	ROBINSON Jessica		0:13:37.22	5	0:07:27.40	5							

## EWS100 RESULTS

Pos	Plate	Name Team	Nat EWS number	Stage 1 Stage 5	Pos Pos	Stage 2	Pos Pos	Stage 3	Pos Pos	Stage 4	Pos Pos	Penalties	Time	Gap
<b>EWS100   WOMEN   Under 21</b>														
1	1197	HOSKIN Eily	 CAN.2004.51215	<u>0:08:02.31</u> <u>0:11:13.72</u>	1 1	<u>0:05:40.92</u>	1	<u>0:10:39.00</u>	1	<u>0:08:14.28</u>	1		<b>0:43:50.23</b>	
2	1196	ERVINGTON Sophia	 CAN.2005.51212	0:08:13.33 0:11:47.96	2 2	0:05:51.65	2	0:11:11.72	2	0:08:27.98	2		<b>0:45:32.64</b>	+0:01:42.41
3	1199	BLOUIN-COMEAU Jade	 CAN.2004.53628	0:09:41.05 0:12:27.03	4 3	0:06:24.68	3	0:12:55.28	3	0:11:39.20	3		<b>0:53:07.24</b>	+0:09:17.01
4	1268	COSH Eme		0:09:28.10 0:14:53.83	3 4	0:06:54.85	4	0:15:10.47	4	0:12:17.58	4		<b>0:58:44.83</b>	+0:14:54.60

### Statistics

Entries / Nations	Finished	DNF	DSQ	DNS	Weather	Temperature	Distance	Elevation
248 / 22	199	31	0	18	27 °C	Sunny	19.3 km	-2,961 m

DNF: did not finish · DNS: did not start · DSQ: disqualified