












EWS100 RESULTS

Pos	Plate	Name Team	Nat EWS number	Stage 2 Stage 6	Pos Pos	Stage 3	Pos	Stage 4	Pos	Stage 5	Pos	Penalties	Time	Gap
EWS100 MEN														
1	1019	CLARK Tyler	 CAN.2000.52182	0:06:29.97 0:07:03.93	1 4	0:03:11.70	2	0:02:41.61	4	0:09:42.93	1		0:29:10.14	
2	1018	GOODY Will		0:06:45.44 0:07:01.07	6 3	0:03:10.24	1	0:02:41.64	5	0:09:56.07	3		0:29:34.46	+0:00:24.32
3	1068	MYERS Alex		0:06:31.78 0:07:13.68	2 7	0:03:13.90	3	0:02:40.13	2	0:09:59.95	4		0:29:39.44	+0:00:29.30
4	1016	KMETZ Phillip	 USA.1990.32817	0:06:48.83 0:06:58.68	8 1	0:03:25.28	22	0:02:38.46	1	0:10:00.54	5		0:29:51.79	+0:00:41.65
5	1001	ROBBINS Adam		0:06:47.42 0:07:00.89	7 2	0:03:14.57	4	0:02:43.65	6	0:10:05.83	10		0:29:52.36	+0:00:42.22
6	1015	BROWN Robert		0:06:41.85 0:07:14.03	4 8	0:03:15.30	5	0:02:41.50	3	0:10:01.45	6		0:29:54.13	+0:00:43.99
7	1017	ANTHONY Caleb		0:06:44.30 0:07:09.38	5 6	0:03:25.44	23	0:02:49.69	23	0:09:53.80	2		0:30:02.61	+0:00:52.47
8	1042	SMITH Scott		0:06:37.45 0:07:14.96	3 9	0:03:22.11	18	0:02:49.40	18	0:10:05.57	9		0:30:09.49	+0:00:59.35
9	1009	OLSEN Zachary		0:06:50.10 0:07:09.32	9 5	0:03:15.66	6	0:02:44.33	9	0:10:14.05	12		0:30:13.46	+0:01:03.32
10	1210	VARAS Clemente		0:06:55.44 0:07:20.51	14 10	0:03:20.21	11	0:02:43.96	7	0:10:03.85	7		0:30:23.97	+0:01:13.83
11	1002	PEARSON Oliver	 CAN.1991.38715	0:06:53.81 0:07:25.33	12 11	0:03:17.68	7	0:02:45.54	11	0:10:04.32	8		0:30:26.68	+0:01:16.54



EWS100 RESULTS

Pos	Plate	Name Team	Nat EWS number	Stage 2 Stage 6	Pos Pos	Stage 3	Pos	Stage 4	Pos	Stage 5	Pos	Penalties	Time	Gap
EWS100 MEN														
12	1023	DOWNEY Jacob	 USA.1998.33443	0:06:56.33 0:07:30.90	16 12	0:03:21.07	15	0:02:46.06	13	0:10:08.25	11		0:30:42.61	+0:01:32.47
13	1059	BOULDIN Jordan	 USA.1995.40410	0:07:05.48 0:07:34.47	25 14	0:03:20.45	12	0:02:44.23	8	0:10:23.03	13		0:31:07.66	+0:01:57.52
14	1053	SMITH Cole	 USA.1995.40410	0:07:04.47 0:07:33.50	22 13	0:03:21.75	17	0:02:45.45	10	0:10:41.85	18		0:31:27.02	+0:02:16.88
15	1084	CHRISTOFFERSON Marty	 USA.1995.40410	0:06:56.27 0:07:55.55	15 23	0:03:20.05	10	0:02:46.60	14	0:10:35.90	16		0:31:34.37	+0:02:24.23
16	1046	NEUBAUER Zeke	 USA.1995.40410	0:06:52.75 0:08:02.58	11 27	0:03:19.16	9	0:02:52.46	33	0:10:27.97	14		0:31:34.92	+0:02:24.78
17	1040	PRITCHARDTHORPE Sean	 USA.1995.40410	0:06:59.76 0:07:39.04	19 16	0:03:29.67	30	0:02:51.70	29	0:10:40.83	17		0:31:41.00	+0:02:30.86
18	1067	FIENE Cole	 USA.2000.25561	0:06:56.51 0:07:54.22	17 21	0:03:20.55	13	0:02:48.50	15	0:10:47.82	22		0:31:47.60	+0:02:37.46
19	1013	HURSH Luke	 USA.1995.40410	0:07:04.44 0:07:44.66	21 17	0:03:24.18	21	0:02:49.65	21	0:10:46.32	20		0:31:49.25	+0:02:39.11
20	1011	BURNEY Ryan	 USA.1995.40410	0:06:50.23 0:08:08.46	10 29	0:03:18.98	8	0:02:49.46	19	0:10:42.95	19		0:31:50.08	+0:02:39.94
21	1055	HARAPNUIK Levi	 USA.1995.40410	0:07:04.97 0:07:57.25	23 24	0:03:20.66	14	0:02:49.28	17	0:10:48.18	23		0:32:00.34	+0:02:50.20
22	1031	SAMPELL Andrew	 USA.1995.40410	0:06:59.83 0:08:13.00	20 32	0:03:23.38	19	0:02:50.06	25	0:10:55.43	27		0:32:21.70	+0:03:11.56



EWS100 RESULTS

Pos	Plate	Name Team	Nat EWS number	Stage 2 Stage 6	Pos Pos	Stage 3	Pos	Stage 4	Pos	Stage 5	Pos	Penalties	Time	Gap
EWS100 MEN														
23	1030	MASON Kurt	USA.1988.38853	0:07:10.55 0:07:52.44	30 19	0:03:31.02	35	0:02:50.94	27	0:10:57.52	30		0:32:22.47	+0:03:12.33
24	1131	GRONDINES Jeremie	CAN.1994.33560	0:07:10.30 0:07:54.44	29 22	0:03:28.77	29	0:02:49.53	20	0:11:01.62	34		0:32:24.66	+0:03:14.52
25	1014	HURSH Adam	USA.1992.33214	0:07:08.10 0:08:19.74	27 38	0:03:26.43	26	0:02:48.92	16	0:10:46.83	21		0:32:30.02	+0:03:19.88
26	1108	FOODY John	USA.1992.33214	0:07:10.25 0:08:08.93	28 30	0:03:23.79	20	0:02:51.51	28	0:10:57.32	29		0:32:31.80	+0:03:21.66
27	1021	PERBET Jules	FRA.1999.51170	0:07:26.78 0:07:51.45	45 18	0:03:30.55	33	0:02:52.28	31	0:10:56.86	28		0:32:37.92	+0:03:27.78
28	1052	LONG Keenan	USA.1993.22257	0:07:05.45 0:08:14.11	24 33	0:03:26.05	25	0:03:03.12	51	0:10:54.47	26		0:32:43.20	+0:03:33.06
29	1136	FUNGAROLI Conor	USA.1993.22257	0:07:07.57 0:08:21.33	26 40	0:03:30.15	32	0:02:49.98	24	0:10:58.08	31		0:32:47.11	+0:03:36.97
30	1047	OBERTHER Chris	USA.1993.22257	0:07:23.48 0:07:59.12	40 25	0:03:25.95	24	0:02:54.70	35	0:11:12.10	37		0:32:55.35	+0:03:45.21
31	1145	ST-AMANT Kelley	CAN.1990.21452	0:07:24.72 0:08:01.00	42 26	0:03:41.64	51	0:02:55.06	37	0:10:59.57	33		0:33:01.99	+0:03:51.85
32	1069	BURKE Emile	CAN.1990.21452	0:07:38.58 0:08:16.69	53 36	0:03:26.66	27	0:02:52.07	30	0:10:52.88	24		0:33:06.88	+0:03:56.74
33	1063	BENHAM Nathan	USA.2000.36614	0:07:16.83 0:08:05.73	35 28	0:03:40.25	49	0:02:58.36	43	0:11:08.02	35		0:33:09.19	+0:03:59.05














EWS100 RESULTS

Pos	Plate	Name Team	Nat EWS number	Stage 2 Stage 6	Pos Pos	Stage 3	Pos	Stage 4	Pos	Stage 5	Pos	Penalties	Time	Gap
EWS100 MEN														
34	1036	PATNAUDE Bradley		0:07:12.27 0:08:22.60	33 41	0:03:30.10	31	0:02:55.38	38	0:11:19.33	40		0:33:19.68	+0:04:09.54
35	1105	NUGENT Tucker		0:07:12.08 0:08:11.74	32 31	0:03:33.72	40	0:02:56.54	41	0:11:26.33	42		0:33:20.41	+0:04:10.27
36	1012	HURSH Josh		0:07:25.65 0:08:36.70	44 45	0:03:32.43	39	0:02:53.05	34	0:11:11.38	36		0:33:39.21	+0:04:29.07
37	1061	BOOTH Evan		0:07:21.22 0:08:14.18	38 34	0:03:33.92	41	0:02:52.37	32	0:11:43.00	48		0:33:44.69	+0:04:34.55
38	1132	CLAUDEL Gabin		0:07:21.66 0:08:15.00	39 35	0:03:32.00	36	0:02:58.27	42	0:11:40.63	46		0:33:47.56	+0:04:37.42
39	1022	CHAPPELL Aidan	 USA.1999.27174	0:07:20.05 0:08:51.15	37 48	0:03:27.98	28	0:02:50.19	26	0:11:18.20	38		0:33:47.57	+0:04:37.43
40	1117	SCHWARTZ Jon		0:07:23.48 0:08:36.85	40 46	0:03:35.62	44	0:02:58.73	44	0:11:18.59	39		0:33:53.27	+0:04:43.13
41	1085	MALENFANT Raphael	 CAN.1989.25589	0:07:34.23 0:08:18.62	49 37	0:03:39.40	47	0:03:01.23	47	0:11:20.03	41		0:33:53.51	+0:04:43.37
42	1041	BAXTER Jake		0:07:29.68 0:08:20.39	46 39	0:03:32.31	38	0:02:54.91	36	0:11:44.40	50		0:34:01.69	+0:04:51.55
43	1115	CRESSMAN Dustin		0:07:31.36 0:08:36.68	47 44	0:03:30.83	34	0:02:55.82	40	0:11:32.80	43		0:34:07.49	+0:04:57.35
44	1066	AVERY Emmett		0:06:54.53 0:07:53.18	13 20	0:05:59.95	62	0:02:49.65	21	0:10:35.22	15		0:34:12.53	+0:05:02.39



EWS100 RESULTS

Pos	Plate	Name Team	Nat EWS number	Stage 2 Stage 6	Pos Pos	Stage 3	Pos	Stage 4	Pos	Stage 5	Pos	Penalties	Time	Gap
EWS100 MEN														
45	1058	DOMENICHELLO Tyler	 USA.1995.35685	0:07:18.90 0:08:36.65	36 43	0:03:35.40	43	0:03:00.27	45	0:11:41.48	47		0:34:12.70	+0:05:02.56
46	1080	JORDAN Jake		0:07:35.53 0:08:29.00	51 42	0:03:36.63	45	0:03:06.98	56	0:11:38.50	45		0:34:26.64	+0:05:16.50
47	1082	KOELLER Sean		0:07:12.00 0:09:05.70	31 49	0:03:34.70	42	0:02:55.47	39	0:11:51.05	51		0:34:38.92	+0:05:28.78
48	1146	BRUNETTI Michael		0:07:37.69 0:09:14.23	52 50	0:03:40.05	48	0:03:03.70	53	0:11:33.95	44		0:35:09.62	+0:05:59.48
49	1008	OPOLKA Adam		0:07:16.16 0:08:44.07	34 47	0:03:49.62	56	0:03:42.46	62	0:11:43.50	49		0:35:15.81	+0:06:05.67
50	1039	PRITCHARDTHORPE James		0:07:43.56 0:09:19.47	54 51	0:03:43.75	53	0:03:02.80	50	0:11:59.95	53		0:35:49.53	+0:06:39.39
51	1119	BURKE Elijah		0:07:32.50 0:09:22.24	48 52	0:03:45.60	54	0:03:06.69	55	0:12:03.95	55		0:35:50.98	+0:06:40.84
52	1120	KRUPA Tyler		0:07:52.23 0:09:32.26	57 53	0:03:50.43	57	0:03:10.64	57	0:11:54.98	52		0:36:20.54	+0:07:10.40
53	1114	GEIST William		0:07:45.78 0:10:05.29	55 55	0:03:42.65	52	0:03:04.21	54	0:12:22.37	56		0:37:00.30	+0:07:50.16
54	1134	WOODWARD Owen		0:07:46.44 0:10:26.53	56 57	0:03:45.65	55	0:03:01.63	48	0:12:03.20	54		0:37:03.45	+0:07:53.31
55	1043	WESOLOWSKI Adam	 USA.1992.51323	0:12:27.18 0:07:38.94	63 15	0:03:21.45	16	0:02:45.93	12	0:10:53.38	25		0:37:06.88	+0:07:56.74














EWS100 RESULTS

Pos	Plate	Name Team	Nat EWS number	Stage 2 Stage 6	Pos Pos	Stage 3	Pos	Stage 4	Pos	Stage 5	Pos	Penalties	Time	Gap
EWS100 MEN														
56	1006	HYATT Rob		0:07:34.32 0:11:42.78	50 58	0:03:40.43	50	0:03:02.44	49	0:12:31.70	57		0:38:31.67	+0:09:21.53
57	1057	MCGUNNIGLE Liam		0:08:18.62 0:10:19.80	58 56	0:03:58.28	59	0:03:11.38	58	0:12:53.07	59		0:38:41.15	+0:09:31.01
58	1177	GIRALDO Fabian	 COL.1993.51149	0:08:19.62 0:10:05.28	59 54	0:04:12.00	60	0:03:19.13	60	0:13:38.22	60		0:39:34.25	+0:10:24.11
59	1083	BURDSALL Doug		0:08:49.87 0:34:01.98	61 59	0:03:56.33	58	0:03:17.24	59	0:12:48.33	58		1:02:53.75	+0:33:43.61
DNF	1062	HINES Derek	 USA.1999.51371	0:06:59.45	18	0:03:32.18	37	0:03:03.50	52	0:10:58.49	32			
DNF	1056	MCGUNNIGLE Quinn	 USA.1994.35279	0:08:46.05	60	0:04:17.60	61	0:03:23.48	61	0:17:16.86	61			
DNF	1116	RICHARD Eric		0:07:25.63	43	0:03:38.56	46	0:03:00.78	46					
DNF	1166	PACHECO Luis	 USA.1989.40590	0:11:03.00	62	0:09:20.70	63	0:04:20.66	63					
DNS	1103	LATOURETTE Nate	 USA.1996.33541											
DNS	1064	VALHOULI Tanner	 USA.2000.34516											



EWS100 RESULTS

Pos	Plate	Name Team	Nat EWS number	Stage 2 Stage 6	Pos Pos	Stage 3	Pos	Stage 4	Pos	Stage 5	Pos	Penalties	Time	Gap
EWS100 MEN Master 35+														
1	1033	DANDERSON Brett		0:06:38.67 0:07:28.62	1 2	0:03:29.50	10	0:02:44.57	2	0:09:58.10	1		0:30:19.46	
2	1037	GILBERTSON Matthew		0:06:50.48 0:07:51.39	2 6	0:03:14.97	1	0:02:42.75	1	0:10:06.97	2		0:30:46.56	+0:00:27.10
3	1091	DIAS RENKE BRANDAO E SILVA Guilherme		0:06:59.71 0:07:27.44	4 1	0:03:27.13	6	0:02:57.40	14	0:10:36.93	3		0:31:28.61	+0:01:09.15
4	1035	JENNY Jade		0:06:59.55 0:07:50.35	3 5	0:03:23.64	2	0:02:46.23	3	0:10:41.63	4		0:31:41.40	+0:01:21.94
5	1034	COLLINS Travis		0:07:11.44 0:07:37.16	10 3	0:03:24.52	4	0:02:49.00	5	0:10:43.08	5		0:31:45.20	+0:01:25.74
6	1032	KUPFER Tom		0:07:04.90 0:07:45.12	5 4	0:03:24.20	3	0:02:48.72	4	0:10:45.87	6		0:31:48.81	+0:01:29.35
7	1045	WESTOVER Robert		0:07:09.62 0:08:04.06	9 8	0:03:30.28	11	0:02:49.96	7	0:10:58.95	8		0:32:32.87	+0:02:13.41
8	1089	OXLEY Bryce		0:07:09.37 0:08:07.68	8 9	0:03:27.33	7	0:02:51.78	9	0:11:01.18	9		0:32:37.34	+0:02:17.88
9	1088	HANSON Jon		0:07:19.32 0:07:53.41	15 7	0:03:27.52	8	0:02:49.27	6	0:11:14.51	13		0:32:44.03	+0:02:24.57
10	1149	FLAHERTY Thomas		0:07:07.06 0:08:19.54	7 12	0:03:24.92	5	0:02:51.36	8	0:11:07.58	11		0:32:50.46	+0:02:31.00
11	1106	WILBUR Michael		0:07:18.50 0:08:09.22	14 10	0:03:35.07	14	0:02:59.39	18	0:10:50.15	7		0:32:52.33	+0:02:32.87














EWS100 RESULTS











Pos	Plate	Name Team	Nat EWS number	Stage 2 Stage 6	Pos Pos	Stage 3	Pos	Stage 4	Pos	Stage 5	Pos	Penalties	Time	Gap
EWS100 MEN Master 35+														
12	1086	MCCORMACK Daniel		0:07:19.85 0:08:35.29	17 15	0:03:36.33	16	0:02:56.75	13	0:11:03.03	10		0:33:31.25	+0:03:11.79
13	1096	DAHL Dustin	 USA.1982.27203	0:07:11.85 0:08:50.08	11 17	0:03:30.72	12	0:02:56.54	12	0:11:11.13	12		0:33:40.32	+0:03:20.86
14	1110	EMERY Jonathan		0:07:21.00 0:08:26.27	18 13	0:03:39.46	21	0:03:01.21	19	0:11:18.95	14		0:33:46.89	+0:03:27.43
15	1147	EARLEY Richard		0:07:16.85 0:09:04.54	12 19	0:03:34.68	13	0:02:57.62	15	0:11:21.37	15		0:34:15.06	+0:03:55.60
16	1093	PRONOVOST Guillaume		0:07:05.07 0:09:19.63	6 21	0:03:39.03	19	0:02:56.37	11	0:11:32.05	17		0:34:32.15	+0:04:12.69
17	1095	BRUHNS Matthew	 CAN.1981.21686	0:07:30.65 0:08:46.53	22 16	0:03:38.85	18	0:03:02.56	21	0:11:33.92	18		0:34:32.51	+0:04:13.05
18	1107	CHRISTENSEN Jimmy		0:07:24.87 0:08:59.42	19 18	0:03:37.00	17	0:03:01.43	20	0:11:58.00	20		0:35:00.72	+0:04:41.26
19	1005	RONCHETTI Niccolo		0:07:57.38 0:08:34.33	29 14	0:03:49.13	27	0:03:06.52	25	0:11:43.46	19		0:35:10.82	+0:04:51.36
20	1118	PHILLIPS Daniel		0:07:39.14 0:09:40.86	24 23	0:03:43.38	25	0:03:05.69	24	0:12:16.37	22		0:36:25.44	+0:06:05.98
21	1168	DEBETHIZY Zac		0:07:40.20 0:09:37.23	25 22	0:03:43.22	24	0:03:03.66	23	0:12:44.27	27		0:36:48.58	+0:06:29.12
22	1180	ARRIVILLAGA Francisco		0:07:36.63 0:10:09.67	23 27	0:03:36.20	15	0:02:56.35	10	0:12:35.50	25		0:36:54.35	+0:06:34.89



EWS100 RESULTS

Pos	Plate	Name Team	Nat EWS number	Stage 2 Stage 6	Pos Pos	Stage 3	Pos	Stage 4	Pos	Stage 5	Pos	Penalties	Time	Gap
EWS100 MEN Master 35+														
23	1148	GEYER Thomas	 USA.1987.40485	0:08:17.00 0:09:07.85	34 20	0:03:51.13	28	0:03:09.83	26	0:13:13.67	30		0:37:39.48	+0:07:20.02
24	1111	ZUKOWSKI Joseph	 USA.1985.40136	0:07:41.43 0:09:43.70	26 24	0:03:52.50	29	0:03:16.75	33	0:13:26.00	31		0:38:00.38	+0:07:40.92
25	1090	MAZONSON Jacob	 USA.1985.40136	0:08:18.87 0:10:01.60	35 26	0:03:57.67	32	0:03:15.64	32	0:12:30.70	23		0:38:04.48	+0:07:45.02
26	1051	SIMPSON Jeffrey	 USA.1985.40136	0:08:01.47 0:09:53.53	31 25	0:04:03.80	37	0:03:17.71	34	0:13:06.61	29		0:38:23.12	+0:08:03.66
27	1179	SALATA Nicholas	 USA.1985.40136	0:08:00.47 0:10:42.21	30 28	0:03:53.58	30	0:03:09.95	27	0:12:41.83	26		0:38:28.04	+0:08:08.58
28	1109	BAKER Nick	 USA.1979.40473	0:08:19.54 0:11:05.75	36 30	0:03:55.67	31	0:03:13.45	29	0:12:59.18	28		0:39:33.59	+0:09:14.13
29	1151	MERRITTS Craig	 USA.1978.37207	0:07:56.43 0:11:48.73	27 33	0:03:58.15	33	0:03:14.89	31	0:13:31.65	32		0:40:29.85	+0:10:10.39
30	1169	OWENS Zach	 USA.1980.53483	0:07:56.65 0:11:57.25	28 34	0:04:02.56	36	0:03:13.53	30	0:13:41.55	33		0:40:51.54	+0:10:32.08
31	1113	PYE Sean	 USA.1980.53483	0:08:16.45 0:11:33.64	33 32	0:03:48.88	26	0:03:23.77	36	0:14:06.04	34		0:41:08.78	+0:10:49.32
32	1007	TOMCZAK Travis	 USA.1980.53483	0:07:28.94 0:08:14.20	20 11	0:11:37.18	39	0:02:58.25	16	0:11:28.70	16		0:41:47.27	+0:11:27.81
33	1201	BREL Jonathan	 CAN.1981.40486	0:08:30.18 0:11:21.06	37 31	0:04:02.20	34	0:03:45.83	37	0:14:09.65	35		0:41:48.92	+0:11:29.46

EWS100 RESULTS











Pos	Plate	Name Team	Nat EWS number	Stage 2 Stage 6	Pos Pos	Stage 3	Pos	Stage 4	Pos	Stage 5	Pos	Penalties	Time	Gap
EWS100 MEN Master 35+														
34	1181	SULLIVAN Matthew	 USA.1979.30155	0:11:54.56 0:10:55.96	39 29	0:03:39.18	20	0:03:02.87	22	0:12:31.93	24		0:42:04.50	+0:11:45.04
35	1112	WIRE Patrick		0:08:03.22 0:13:11.54	32 35	0:04:02.30	35	0:03:22.59	35	0:15:50.52	37		0:44:30.17	+0:14:10.71
36	1167	FORTIN Claude		0:09:16.60 0:15:58.73	38 36	0:05:04.19	38	0:03:56.34	38	0:27:38.91	38		1:01:54.77	+0:31:35.31
DNF	1094	FORTIN Stephane	 CAN.1979.30317	0:07:29.90	21	0:03:40.75	23	0:02:59.10	17	0:12:01.48	21			
DNF	1087	ADDIS Victor	 CAN.1987.34723	0:07:17.38	13	0:03:28.23	9	0:03:11.57	28	0:14:41.60	36			
DNF	1097	WAGNER Graham		0:07:19.67	16	0:03:39.63	22	0:05:08.98	39					
EWS100 MEN Master 45+														
1	1092	CIZINSKY Milan	 CZE.1974.22018	0:07:13.30 <u>0:07:42.97</u>	3 1	0:03:26.83	2	<u>0:02:49.33</u>	1	<u>0:10:41.42</u>	1		0:31:53.85	
2	1050	JACKSON Greg	 USA.1974.51335	0:07:11.78 0:08:02.34	2 2	<u>0:03:25.06</u>	1	0:02:51.28	2	0:11:04.48	2		0:32:34.94	+0:00:41.09
3	1048	MILLER Eric		0:07:34.22 0:08:13.70	6 3	0:03:33.17	3	0:02:57.38	3	0:11:05.40	3		0:33:23.87	+0:01:30.02
4	1123	SIMARD Stephane		0:07:35.66 0:08:45.96	7 5	0:03:38.49	6	0:02:58.90	4	0:11:30.52	4		0:34:29.53	+0:02:35.68

EWS100 RESULTS












Pos	Plate	Name Team	Nat EWS number	Stage 2 Stage 6	Pos Pos	Stage 3	Pos	Stage 4	Pos	Stage 5	Pos	Penalties	Time	Gap
EWS100 MEN Master 45+														
5	1152	PETRARCA Joseph		0:07:06.48 0:08:40.88	1 4	0:03:36.01	4	0:03:01.56	6	0:12:21.50	9		0:34:46.43	+0:02:52.58
6	1150	RHODES Andrew	 CAN.1976.52195	0:07:33.92 0:08:52.98	5 6	0:03:38.47	5	0:02:59.93	5	0:11:50.40	5		0:34:55.70	+0:03:01.85
7	1098	COLLINS Tim		0:07:46.09 0:09:05.60	9 7	0:03:41.38	8	0:03:05.85	8	0:12:23.10	11		0:36:02.02	+0:04:08.17
8	1162	MILLER Curtis		0:07:36.80 0:09:27.35	8 10	0:03:44.79	9	0:03:02.35	7	0:12:11.43	7		0:36:02.72	+0:04:08.87
9	1124	VAN SICKLE Eric		0:07:55.93 0:09:09.82	14 8	0:03:50.11	10	0:03:09.53	12	0:12:21.61	10		0:36:27.00	+0:04:33.15
10	1044	SCHAEFER Edward		0:07:58.22 0:09:29.28	15 11	0:03:54.96	13	0:03:12.90	15	0:12:04.35	6		0:36:39.71	+0:04:45.86
11	1122	MOODY Brian		0:07:31.35 0:09:58.34	4 14	0:03:51.40	11	0:03:07.56	10	0:12:16.00	8		0:36:44.65	+0:04:50.80
12	1161	GRANO Edward	 USA.1968.23392	0:07:49.83 0:09:21.01	11 9	0:03:41.23	7	0:03:06.40	9	0:13:10.86	15		0:37:09.33	+0:05:15.48
13	1126	HAMPTON Stephen		0:08:01.88 0:09:34.17	16 12	0:03:57.02	14	0:03:14.75	16	0:12:34.47	13		0:37:22.29	+0:05:28.44
14	1202	MARANDA Robert	 CAN.1975.25209	0:07:53.12 0:09:54.11	13 13	0:03:57.93	15	0:03:09.45	11	0:12:29.00	12		0:37:23.61	+0:05:29.76
15	1153	SONG Sam		0:08:01.96 0:10:27.62	17 15	0:04:03.21	17	0:03:16.38	17	0:12:43.95	14		0:38:33.12	+0:06:39.27



EWS100 RESULTS











Pos	Plate	Name Team	Nat EWS number	Stage 2 Stage 6	Pos Pos	Stage 3	Pos	Stage 4	Pos	Stage 5	Pos	Penalties	Time	Gap
EWS100 MEN Master 45+														
16	1125	LESLIE John		0:07:52.25 0:10:59.18	12 16	0:03:54.80	12	0:03:11.00	13	0:13:28.03	16		0:39:25.26	+0:07:31.41
17	1200	ROULEAU Chris	 CAN.1975.33269	0:08:17.33 0:11:32.77	18 17	0:04:08.39	18	0:03:25.85	18	0:14:11.86	17		0:41:36.20	+0:09:42.35
18	1160	STENGER John		0:08:19.28 0:12:28.21	19 18	0:04:11.47	19	0:03:33.55	19	0:14:51.07	18		0:43:23.58	+0:11:29.73
DNF	1154	LAMBERT Beau	 USA.1970.39990	0:07:46.23	10	0:04:02.68	16	0:03:11.65	14					
EWS100 MEN Under 21														
1	1076	MYERS Willem		0:06:44.09 0:07:10.51	3 3	0:03:15.65	2	<u>0:02:40.22</u>	1	<u>0:09:49.00</u>	1		0:29:39.47	
2	1074	BUMSTEAD Devon	 USA.2002.34401	<u>0:06:42.37</u> 0:07:01.53	1 2	0:03:18.97	4	0:02:42.87	2	0:10:01.95	2		0:29:47.69	+0:00:08.22
3	1130	LAFLEUR Nathan	 CAN.2003.34472	0:06:52.33 <u>0:06:57.35</u>	6 1	0:03:18.35	3	0:02:45.87	5	0:10:06.39	3		0:30:00.29	+0:00:20.82
4	1099	MELLO Luke	 USA.2004.35583	0:06:42.96 0:07:27.23	2 6	<u>0:03:15.55</u>	1	0:02:43.60	3	0:10:10.60	4		0:30:19.94	+0:00:40.47
5	1100	TANNER Wells	 USA.2003.39473	0:06:51.78 0:07:12.54	5 4	0:03:19.59	5	0:02:47.33	8	0:10:13.83	5		0:30:25.07	+0:00:45.60
6	1071	SWINDLES Pat	 AUS.2003.40454	0:06:50.26 0:07:17.47	4 5	0:03:20.23	6	0:02:43.96	4	0:10:17.39	6		0:30:29.31	+0:00:49.84

EWS100 RESULTS

Pos	Plate	Name Team	Nat EWS number	Stage 2 Stage 6	Pos Pos	Stage 3	Pos	Stage 4	Pos	Stage 5	Pos	Penalties	Time	Gap
EWS100 MEN Under 21														
7	1077	CONNERS David	 USA.2005.40392	0:06:57.90 0:07:40.28	9 7	0:03:23.07	8	0:02:46.79	6	0:10:34.88	9		0:31:22.92	+0:01:43.45
8	1049	JACKSON Max		0:06:59.60 0:07:56.54	10 9	0:03:21.15	7	0:02:47.29	7	0:10:46.10	13		0:31:50.68	+0:02:11.21
9	1138	KLEINSCHMIDT Nathan		0:07:02.45 0:08:11.26	13 13	0:03:27.47	11	0:02:48.85	9	0:10:31.78	8		0:32:01.81	+0:02:22.34
10	1140	PHIPPS Simon		0:06:55.49 0:08:10.12	8 12	0:03:26.71	10	0:02:52.53	11	0:10:38.20	10		0:32:03.05	+0:02:23.58
11	1054	SELLARS Jim	 USA.2004.51415	0:06:53.83 0:08:03.90	7 10	0:03:23.43	9	0:03:11.95	20	0:10:30.22	7		0:32:03.33	+0:02:23.86
12	1027	MCDONALD Corbin	 USA.2005.52026	0:07:01.04 0:08:06.62	11 11	0:03:27.83	12	0:02:49.54	10	0:10:42.85	12		0:32:07.88	+0:02:28.41
13	1102	GRIFFIN Caleb		0:07:01.37 0:08:12.05	12 14	0:03:30.65	13	0:02:56.58	13	0:10:40.30	11		0:32:20.95	+0:02:41.48
14	1072	FELLA Josh	 USA.2003.40355	0:07:21.12 0:07:46.62	14 8	0:03:32.90	14	0:02:55.68	12	0:10:52.90	14		0:32:29.22	+0:02:49.75
15	1025	WOLOSZYN Austin	 USA.2002.34639	0:07:21.67 0:08:42.75	15 17	0:03:36.51	16	0:02:59.42	17	0:11:25.14	16		0:34:05.49	+0:04:26.02
16	1073	BUZZINI Andrew	 USA.2002.51293	0:07:25.42 0:09:07.85	16 19	0:03:40.15	19	0:02:58.41	15	0:11:19.72	15		0:34:31.55	+0:04:52.08
17	1010	TIGER Logan	 USA.2004.52072	0:07:46.23 0:08:28.39	21 15	0:03:33.70	15	0:02:58.75	16	0:11:49.35	18		0:34:36.42	+0:04:56.95



EWS100 RESULTS

Pos	Plate	Name Team	Nat EWS number	Stage 2 Stage 6	Pos Pos	Stage 3	Pos	Stage 4	Pos	Stage 5	Pos	Penalties	Time	Gap
EWS100 MEN Under 21														
18	1139	CHANG Chris		0:07:35.40 0:08:42.36	18 16	0:03:38.70	18	0:02:57.63	14	0:11:46.80	17		0:34:40.89	+0:05:01.42
19	1101	COLE Oliver		0:07:33.75 0:08:49.20	17 18	0:03:40.65	20	0:03:01.52	18	0:11:50.28	19		0:34:55.40	+0:05:15.93
20	1137	CANAVAN David		0:07:39.48 0:10:37.65	19 20	0:03:48.65	21	0:03:08.90	19	0:12:48.18	20		0:38:02.86	+0:08:23.39
21	1141	COMSTOCK Porter		0:08:52.38 0:12:00.13	22 21	0:04:01.70	22	0:03:18.03	21	0:14:07.47	21		0:42:19.71	+0:12:40.24
22	1143	FORSTER Edward		0:09:25.72 0:16:31.30	23 22	0:04:46.04	23	0:03:34.63	22	0:15:29.78	22		0:49:47.47	+0:20:08.00
DNF	1070	DEANGELIS Matthew	 CAN.2002.38377	0:07:45.91	20	0:03:37.88	17							
DNF	1142	DRUMMOND Nicholas		0:11:14.35	24									
EWS100 WOMEN														
1	1172	PREVOT Corinne	 USA.1991.33612	0:07:50.87 0:09:18.43	4 2	<u>0:03:44.63</u>	<u>1</u>	<u>0:03:05.68</u>	<u>1</u>	<u>0:11:45.22</u>	<u>1</u>		0:35:44.83	
2	1183	STEARNS Ashley		<u>0:07:35.93</u> <u>0:09:13.68</u>	<u>1</u> <u>1</u>	0:03:45.52	2	0:03:10.50	2	0:12:02.09	2		0:35:47.72	+0:00:02.89
3	1184	ELLIS Avery		0:07:42.50 0:10:08.76	2 4	0:03:48.71	3	0:03:28.79	6	0:12:35.22	3		0:37:43.98	+0:01:59.15

EWS100 RESULTS

Pos	Plate	Name Team	Nat EWS number	Stage 2 Stage 6	Pos Pos	Stage 3	Pos	Stage 4	Pos	Stage 5	Pos	Penalties	Time	Gap
EWS100 WOMEN														
4	1171	BERNSTEIN Caitlin		0:07:50.06 0:10:10.52	3 5	0:04:00.04	4	0:03:11.37	3	0:12:54.60	5		0:38:06.59	+0:02:21.76
5	1104	KESSLER Alyssa		0:08:28.30 0:09:30.13	6 3	0:04:06.73	6	0:03:29.91	7	0:12:48.08	4		0:38:23.15	+0:02:38.32
6	1129	MORIN-BLANCHETTE Kayla	 CAN.1996.23560	0:07:55.02 0:11:10.38	5 6	0:04:01.29	5	0:03:11.82	4	0:13:28.31	6		0:39:46.82	+0:04:01.99
7	1173	LONG Rachel		0:08:49.25 0:12:27.15	7 7	0:04:11.12	7	0:03:26.75	5	0:13:38.60	7		0:42:32.87	+0:06:48.04
8	1188	EBERHARDT Mallory		0:09:02.35 0:13:24.04	8 8	0:04:31.10	8	0:03:37.16	8	0:16:19.54	8		0:46:54.19	+0:11:09.36
EWS100 WOMEN Master 35+														
1	1178	ABBAS Elizabeth		0:08:14.45 0:16:41.75	1 1	0:04:09.22	1	0:03:19.23	1	0:13:23.13	1		0:45:47.78	
2	1185	DEMETER Janel		0:09:00.67 0:17:49.56	2 2	0:04:32.92	2	0:03:32.90	2	0:15:00.97	2		0:49:57.02	+0:04:09.24
3	1190	AWAD Yasmine	 EGY.1979.23391	0:10:49.70 0:20:28.08	3 3	0:05:32.25	3	0:04:12.00	3	0:21:41.29	3		1:02:43.32	+0:16:55.54
DNS	1186	AULT Kelly	 USA.1971.34251											
EWS100 WOMEN Under 21														
1	1182	MIGLIORINO Mia	 USA.2004.51156	0:07:58.30 0:09:17.36	1 1	0:04:06.42	1	0:03:24.40	1	0:12:21.23	1		0:37:07.71	



Statistics

Entries / Nations	Finished	DNF	DSQ	DNS	Weather	Temperature	Distance	Elevation
160 / 11	147	10	0	3	Cloudy	21 °C / 69 °F		

DNF: did not finish · DNS: did not start · DSQ: disqualified

