












EWS80 RESULTS

Pos	Plate	Name Team	Nat EWS number	Stage 2	Pos	Stage 3	Pos	Stage 4	Pos	Stage 5	Pos	Penalties	Time	Gap
EWS80 MEN														
1	819	HAMEL Kyle		<u>0:07:11.83</u>	1	0:03:33.44	5	0:02:56.70	3	0:11:01.25	2		0:24:43.22	
2	1029	FAULKNER Zach	 USA.1990.24287	0:07:45.47	9	0:03:27.00	2	<u>0:02:47.70</u>	1	<u>0:11:00.40</u>	1		0:25:00.57	+0:00:17.35
3	826	GAYLORD Trevor		0:07:22.00	2	0:03:33.31	4	0:02:54.59	2	0:11:10.95	4		0:25:00.85	+0:00:17.63
4	810	DESROCHERS Tristan		0:07:47.60	11	0:03:30.97	3	0:03:01.81	6	0:11:05.85	3		0:25:26.23	+0:00:43.01
5	825	VARGAS Wyatt		0:07:29.77	5	0:03:39.55	7	0:02:58.14	4	0:11:26.58	6		0:25:34.04	+0:00:50.82
6	843	LAROCQUE Yofta		0:07:31.27	6	<u>0:03:23.82</u>	1	0:03:26.02	28	0:11:15.13	5		0:25:36.24	+0:00:53.02
7	833	BOOBAR Jeremiah		0:07:29.02	4	0:03:39.18	6	0:02:58.90	5	0:11:39.73	7		0:25:46.83	+0:01:03.61
8	820	FLYNN David		0:07:23.93	3	0:03:42.15	8	0:03:03.90	9	0:11:45.29	8		0:25:55.27	+0:01:12.05
9	854	DAVIDOW Matthew		0:07:33.47	7	0:03:43.23	10	0:03:03.46	8	0:12:39.82	11		0:26:59.98	+0:02:16.76
10	839	HAMM Jake		0:07:57.38	15	0:03:47.75	12	0:03:07.48	11	0:12:10.61	9		0:27:03.22	+0:02:20.00
11	830	HUCKABY Beny		0:08:07.95	18	0:03:42.42	9	0:03:01.96	7	0:12:29.91	10		0:27:22.24	+0:02:39.02














EWS80 RESULTS

Pos	Plate	Name Team	Nat EWS number	Stage 2	Pos	Stage 3	Pos	Stage 4	Pos	Stage 5	Pos	Penalties	Time	Gap
EWS80 MEN														
12	827	KEENAN Tim		0:07:48.40	12	0:03:50.45	13	0:03:06.41	10	0:12:57.48	14		0:27:42.74	+0:02:59.52
13	815	FARRINGTON Graham		0:07:59.82	16	0:03:46.02	11	0:03:07.56	12	0:12:53.72	13		0:27:47.12	+0:03:03.90
14	852	WILLIAMSON Cole		0:07:57.25	14	0:03:54.22	16	0:03:12.37	15	0:12:52.80	12		0:27:56.64	+0:03:13.42
15	1156	FIESEHER Josh		0:07:59.87	17	0:03:50.58	14	0:03:08.12	13	0:13:20.93	18		0:28:19.50	+0:03:36.28
16	842	FOX Joseph		0:07:46.47	10	0:04:00.25	22	0:03:13.87	17	0:13:19.00	17		0:28:19.59	+0:03:36.37
17	856	BUENGEN Knut		0:07:55.31	13	0:03:58.32	18	0:03:23.45	27	0:13:15.79	15		0:28:32.87	+0:03:49.65
18	824	DEDORA Robert		0:07:41.87	8	0:04:04.89	24	0:03:14.30	18	0:13:50.40	23		0:28:51.46	+0:04:08.24
19	823	COUTURE Brad		0:08:16.92	21	0:03:52.28	15	0:03:11.29	14	0:13:47.49	22		0:29:07.98	+0:04:24.76
20	850	HOKE Riley		0:08:23.43	23	0:03:57.52	17	0:03:18.10	19	0:13:29.95	19		0:29:09.00	+0:04:25.78
21	860	KILLIAN Keith		0:08:31.22	28	0:03:59.68	19	0:03:18.81	21	0:13:35.22	20		0:29:24.93	+0:04:41.71
22	851	MACIEL Elcio		0:08:23.54	25	0:04:14.62	30	0:03:30.14	30	0:13:18.01	16		0:29:26.31	+0:04:43.09



EWS80 RESULTS

Pos	Plate	Name Team	Nat EWS number	Stage 2	Pos	Stage 3	Pos	Stage 4	Pos	Stage 5	Pos	Penalties	Time	Gap
EWS80 MEN														
23	1155	MIKUSKA Matt		0:08:32.88	29	0:04:00.08	21	0:03:21.30	24	0:13:44.52	21		0:29:38.78	+0:04:55.56
24	1159	SECCHI Antonino	 USA.1971.36584	0:08:26.68	26	0:04:20.45	33	0:03:28.07	29	0:13:50.70	24		0:30:05.90	+0:05:22.68
25	838	MULROONEY Brendan		0:08:21.35	22	0:04:06.17	25	0:03:20.42	23	0:14:30.55	27		0:30:18.49	+0:05:35.27
26	841	SANSOZ Frederic		0:08:29.10	27	0:04:13.25	28	0:03:31.54	32	0:14:16.25	26		0:30:30.14	+0:05:46.92
27	1158	ERASO Luis	 USA.1973.36583	0:08:12.40	20	0:04:02.55	23	0:03:19.37	22	0:14:58.44	29		0:30:32.76	+0:05:49.54
28	849	MEDEIROS Ryan		0:08:54.09	33	0:04:16.49	31	0:03:22.30	26	0:14:12.90	25		0:30:45.78	+0:06:02.56
29	1175	MARIN Luis		0:08:42.66	30	0:04:09.47	27	0:03:43.90	36	0:14:50.60	28		0:31:26.63	+0:06:43.41
30	828	HOUSE Chris		0:08:23.53	24	0:04:07.42	26	0:03:18.10	19	0:15:41.47	30		0:31:30.52	+0:06:47.30
31	1176	ELZER Gregory		0:08:07.97	19	0:03:59.73	20	0:03:13.37	16	0:16:48.98	32		0:32:10.05	+0:07:26.83
32	837	MARRO Mike		0:08:48.85	31	0:04:13.64	29	0:03:21.95	25	0:16:15.56	31		0:32:40.00	+0:07:56.78
33	834	GERAN Jonathan		0:09:02.80	35	0:04:25.32	35	0:03:32.94	33	0:16:55.31	33		0:33:56.37	+0:09:13.15













EWS80 RESULTS












Pos	Plate	Name Team	Nat EWS number	Stage 2	Pos	Stage 3	Pos	Stage 4	Pos	Stage 5	Pos	Penalties	Time	Gap
EWS80 MEN														
34	872	GEORGOPULOS Jonathan		0:08:57.23	34	0:04:39.70	37	0:03:45.77	38	0:18:00.65	34		0:35:23.35	+0:10:40.13
35	853	HALL Alex		0:09:14.43	36	0:04:34.02	36	0:03:45.52	37	0:18:42.02	35		0:36:15.99	+0:11:32.77
36	863	MULLER Scott		0:10:04.04	40	0:04:58.37	39	0:04:01.98	39	0:19:13.38	36		0:38:17.77	+0:13:34.55
37	1127	WARRENER Joseph	 CAN.1973.51159	0:09:52.62	39	0:04:19.37	32	0:03:33.05	34	0:20:34.63	38		0:38:19.67	+0:13:36.45
38	1144	BOIANOV Boian	 USA.1991.40537	0:09:17.59	37	0:05:03.87	40	0:04:04.03	40	0:19:54.99	37		0:38:20.48	+0:13:37.26
DNF	821	NELSEN Nick		0:09:19.96	38	0:04:23.66	34	0:03:31.13	31					
DNF	840	ROBERTS Jason		0:08:50.65	32	0:04:53.63	38	0:03:36.90	35					
DNF	864	HUENKE Timothy		0:11:26.18	41	0:05:50.33	41	0:05:28.87	41					
DNF	855	LABONTE Steve		0:16:23.47	42	0:07:47.75	42							
DNS	861	WEINBERG Sean												
DNS	822	SCHMITZ Nicholas												



EWS80 RESULTS











Pos	Plate	Name Team	Nat EWS number	Stage 2	Pos	Stage 3	Pos	Stage 4	Pos	Stage 5	Pos	Penalties	Time	Gap
EWS80 MEN														
DNS	835	SPENCER Steve												
DNS	862	RUGGERI Christopher												
EWS80 MEN Youth 13-16														
1	805	CLEMENT Mattson		0:06:46.92	2	0:03:17.33	2	0:02:44.93	2	<u>0:10:10.77</u>	1		0:22:59.95	
2	803	COUTURE Noah		0:06:51.98	3	<u>0:03:12.50</u>	1	<u>0:02:42.16</u>	1	0:10:16.68	2		0:23:03.32	+0:00:03.37
3	817	UVA Quinn		<u>0:06:46.48</u>	1	0:03:28.33	7	0:02:48.15	6	0:10:30.37	6		0:23:33.33	+0:00:33.38
4	801	HYSER TJ	 USA.2006.39189	0:06:56.70	4	0:03:22.22	5	0:02:48.05	5	0:10:28.49	4		0:23:35.46	+0:00:35.51
5	802	DEDORA Lucas		0:07:00.33	6	0:03:19.41	4	0:02:47.00	3	0:10:30.33	5		0:23:37.07	+0:00:37.12
6	814	VANTUYL Oliver		0:07:11.70	8	0:03:28.28	6	0:02:47.48	4	0:10:24.07	3		0:23:51.53	+0:00:51.58
7	812	LAROCQUE Aymeric	 CAN.2006.51349	0:07:00.26	5	0:03:18.98	3	0:02:57.80	12	0:10:34.86	7		0:23:51.90	+0:00:51.95
8	807	FOX Brody		0:07:02.93	7	0:03:32.25	11	0:02:54.22	7	0:11:10.84	8		0:24:40.24	+0:01:40.29

EWS80 RESULTS

Pos	Plate	Name Team	Nat EWS number	Stage 2	Pos	Stage 3	Pos	Stage 4	Pos	Stage 5	Pos	Penalties	Time	Gap
EWS80 MEN Youth 13-16														
9	845	FRITHSEN Ben		0:07:25.25	11	0:03:31.52	10	0:02:59.66	16	0:11:17.34	9		0:25:13.77	+0:02:13.82
10	806	MOON Daniel		0:07:32.08	15	0:03:31.08	9	0:02:54.27	8	0:11:22.59	10		0:25:20.02	+0:02:20.07
11	818	BOARDMAN Gavin		0:07:27.56	14	0:03:35.80	13	0:02:58.10	13	0:11:35.17	12		0:25:36.63	+0:02:36.68
12	813	LANTHIER Mavik		0:07:27.18	13	0:03:42.63	17	0:02:58.85	15	0:11:29.05	11		0:25:37.71	+0:02:37.76
13	844	ROBBINS Silas		0:07:20.26	10	0:03:39.73	16	0:02:56.91	9	0:11:43.37	14		0:25:40.27	+0:02:40.32
14	847	DOWNING Parker		0:07:17.20	9	0:03:35.86	14	0:02:57.41	10	0:11:50.72	16		0:25:41.19	+0:02:41.24
15	804	MAST Tucker		0:07:34.15	16	0:03:32.85	12	0:02:57.75	11	0:11:45.04	15		0:25:49.79	+0:02:49.84
16	873	GEORGOPULOS Christopher		0:07:37.00	17	0:03:39.13	15	0:03:01.89	17	0:11:41.75	13		0:25:59.77	+0:02:59.82
17	808	ROBERTS Aaron	 USA.2006.51437	0:07:37.20	18	0:03:49.85	19	0:03:15.25	20	0:12:53.21	17		0:27:35.51	+0:04:35.56
18	848	PERKINS Huckie		0:08:09.10	19	0:03:43.50	18	0:03:07.46	18	0:12:57.95	18		0:27:58.01	+0:04:58.06
19	816	HALLEY Levi		0:08:32.04	21	0:04:10.10	21	0:03:14.81	19	0:13:02.60	19		0:28:59.55	+0:05:59.60












EWS80 RESULTS

Pos	Plate	Name Team	Nat EWS number	Stage 2	Pos	Stage 3	Pos	Stage 4	Pos	Stage 5	Pos	Penalties	Time	Gap
EWS80 MEN Youth 13-16														
20	879	LANGE Sisu		0:08:09.78	20	0:04:05.55	20	0:03:23.21	21	0:13:37.42	20		0:29:15.96	+0:06:16.01
21	811	GOUPIL Charles		0:07:25.52	12	0:03:29.90	8	0:02:58.59	14	0:16:34.65	21		0:30:28.66	+0:07:28.71
DNF	865	HUENKE Lucas		0:09:19.28	22	0:04:25.88	22	0:03:39.00	22					
DNS	846	WIMLER Julian												
EWS80 WOMEN														
1	858	SKALWOLD Ella		<u>0:08:01.35</u>	1	<u>0:03:49.77</u>	1	<u>0:03:11.50</u>	1	0:12:51.65	2		0:27:54.27	
2	857	THACKRAY Sarah		0:08:24.93	2	0:04:11.63	2	0:03:21.53	2	<u>0:12:40.67</u>	1		0:28:38.76	+0:00:44.49
3	881	GUY Michelle		0:08:50.24	4	0:04:28.35	3	0:03:31.30	3	0:15:11.73	3		0:32:01.62	+0:04:07.35
4	831	SARAUSSKY Hailey		0:08:47.86	3	0:04:33.45	5	0:03:31.53	4	0:16:25.73	5		0:33:18.57	+0:05:24.30
5	832	BOOBAR Rachelle		0:09:11.15	5	0:04:31.15	4	0:03:37.91	6	0:16:05.72	4		0:33:25.93	+0:05:31.66
6	859	COSCIA Lauren		0:09:27.08	6	0:04:41.58	7	0:03:32.90	5	0:18:03.32	6		0:35:44.88	+0:07:50.61



EWS80 RESULTS

Pos	Plate	Name Team	Nat EWS number	Stage 2	Pos	Stage 3	Pos	Stage 4	Pos	Stage 5	Pos	Penalties	Time	Gap
EWS80 WOMEN														
7	1187	GARCIA Gabriela		0:09:57.04	7	0:04:36.58	6	0:03:45.57	7	0:18:49.70	7		0:37:08.89	+0:09:14.62
8	1174	MARIN Laura		0:10:14.85	8	0:05:26.87	8	0:04:19.00	8	0:21:02.63	8		0:41:03.35	+0:13:09.08
DNS	880	HOWARD Sarah												
EWS80 WOMEN Youth 13-16														
1	869	MILLER-DAVEY Alex		<u>0:08:44.97</u>	1	<u>0:04:03.76</u>	1	<u>0:03:21.25</u>	1	<u>0:13:56.03</u>	1		0:30:06.01	
2	874	GEORGOPULOS Julia		0:09:02.17	4	0:04:13.10	2	0:03:23.45	2	0:14:26.25	2		0:31:04.97	+0:00:58.96
3	877	REIMERT Camryn		0:08:55.29	3	0:04:14.00	3	0:03:30.35	3	0:14:38.21	3		0:31:17.85	+0:01:11.84
4	878	REIMERT Lydia		0:08:46.56	2	0:04:26.82	4	0:03:30.41	4	0:16:02.10	5		0:32:45.89	+0:02:39.88
5	876	SONG Audrey		0:09:06.22	5	0:04:34.25	5	0:03:34.97	5	0:15:35.45	4		0:32:50.89	+0:02:44.88
DNS	875	SONG Evelyn												



Statistics

Entries / Nations	Finished	DNF	DSQ	DNS	Weather	Temperature	Distance	Elevation
84 / 7	72	5	0	7	Cloudy	21 °C / 69 °F		

DNF: did not finish · DNS: did not start · DSQ: disqualified

