























STAGE 5Q RESULTS

Pos	Plate	Name Team	Nat EWS number	Sector 1	Pos	Sector 2	Pos	Penalties	Time	Gap
MEN										
1	2	RUDE JR Richard Yeti / Fox Factory Team	 USA.1995.21739	0:04:53.68	1	0:03:45.95	1		0:08:39.63	
2	1	MOIR Jack Canyon Collective	 AUS.1994.33430	0:04:57.30	2	0:03:47.33	3		0:08:44.63	+0:00:05.00
3	3	MELAMED Jesse Rocky Mountain Race Face	 CAN.1992.21596	0:04:59.08	3	0:03:49.43	5		0:08:48.51	+0:00:08.88
4	10	WALKER Matthew Pivot Factory Racing	 NZL.1990.21846	0:05:01.80	5	0:03:47.31	2		0:08:49.11	+0:00:09.48
5	13	MAES Martin Orbea FOX Enduro Team	 BEL.1997.21636	0:05:04.25	9	0:03:48.35	4		0:08:52.60	+0:00:12.97
6	28	JEANDEL Louis Commencal Enduro Project	 FRA.1998.22140	0:05:02.75	7	0:03:52.45	12		0:08:55.20	+0:00:15.57
7	24	GAUVIN Remi Rocky Mountain Race Face	 CAN.1992.21624	0:05:02.77	8	0:03:52.48	13		0:08:55.25	+0:00:15.62
8	26	MENZIES Jack	 CAN.2001.22519	0:05:01.57	4	0:03:53.95	16		0:08:55.52	+0:00:15.89
9	31	RUDEAU Alex Commencal Enduro Project	 FRA.1996.25071	0:05:05.30	10	0:03:50.92	7		0:08:56.22	+0:00:16.59
10	22	LUCAS Cole Ibis Enduro Team	 NZL.1998.23013	0:05:06.27	14	0:03:51.25	9		0:08:57.52	+0:00:17.89
11	4	MIQUEL Kevin Specialized Racing	 FRA.1991.21704	0:05:05.79	12	0:03:51.79	10		0:08:57.58	+0:00:17.95














STAGE 5Q RESULTS

Pos	Plate	Name Team	Nat EWS number	Sector 1	Pos	Sector 2	Pos	Penalties	Time	Gap
MEN										
12	11	LUKASIK Slawomir Canyon CLLTV Dainese	 POL.1993.24876	0:05:07.40	17	0:03:52.15	11		0:08:59.55	+0:00:19.92
13	32	LARBEOU Guillaume Commencal Enduro Project	 FRA.1994.25575	0:05:05.55	11	0:03:54.93	20		0:09:00.48	+0:00:20.85
14	8	DAILLY Adrien Lapierre Zipp Collective	 FRA.1996.21677	0:05:02.19	6	0:03:58.33	37		0:09:00.52	+0:00:20.89
15	23	VERNER Rhys Forbidden Synthesis	 CAN.1997.22407	0:05:06.14	13	0:03:54.65	18		0:09:00.79	+0:00:21.16
16	21	MASTERS Edward Pivot Factory Racing	 NZL.1989.22590	0:05:11.20	25	0:03:49.77	6		0:09:00.97	+0:00:21.34
17	5	BORGES Jose Canyon Collective	 POR.1990.21669	0:05:08.57	19	0:03:52.88	14		0:09:01.45	+0:00:21.82
18	16	MURRAY Charles Specialized Racing	 NZL.1996.22752	0:05:09.39	22	0:03:53.25	15		0:09:02.64	+0:00:23.01
19	33	TEXTOR Christian Team BULLS	 GER.1990.22845	0:05:11.59	26	0:03:51.23	8		0:09:02.82	+0:00:23.19
20	48	KRASNY Carter	 CAN.1999.22027	0:05:07.48	18	0:03:56.22	26		0:09:03.70	+0:00:24.07
21	25	CALLAGHAN Gregory Devinci Global Racing	 IRL.1991.21827	0:05:09.30	21	0:03:54.70	19		0:09:04.00	+0:00:24.37
22	76	PETERSON Colton	 USA.1999.30493	0:05:07.35	16	0:03:56.85	28		0:09:04.20	+0:00:24.57














STAGE 5Q RESULTS

Pos	Plate	Name Team	Nat EWS number	Sector 1	Pos	Sector 2	Pos	Penalties	Time	Gap
MEN										
23	6	TORDO Dimitri Canyon Collective	 FRA.1993.21764	0:05:08.87	20	0:03:55.42	21		0:09:04.29	+0:00:24.66
24	30	PERSAK Vid Orbea FOX Enduro Team	 SLO.1996.22810	0:05:13.08	35	0:03:54.15	17		0:09:07.23	+0:00:27.60
25	61	MORGAN Myles	 USA.2001.24399	0:05:07.08	15	0:04:00.70	48		0:09:07.78	+0:00:28.15
26	35	WALL Evan Devinci Global Racing	 CAN.1999.23531	0:05:10.83	24	0:03:57.50	30		0:09:08.33	+0:00:28.70
27	90	SEDLAK Max	 USA.2000.22259	0:05:12.30	29	0:03:56.08	25		0:09:08.38	+0:00:28.75
28	14	DENIAUD Youn Giant Factory Off-Road	 FRA.1996.22994	0:05:12.95	33	0:03:55.50	22		0:09:08.45	+0:00:28.82
29	50	GARAY TAMAYO Iago Santa Cruz X SRAM	 ESP.1991.21707	0:05:12.88	32	0:03:56.80	27		0:09:09.68	+0:00:30.05
30	47	KANGAS Oliwer	 SWE.1992.33903	0:05:12.72	31	0:03:57.50	30		0:09:10.22	+0:00:30.59
31	75	NESTOROFF Nikolas	 USA.1999.36915	0:05:13.43	37	0:03:57.12	29		0:09:10.55	+0:00:30.92
32	53	SECONDI Nathan Fulgur Factory Team Valdinievole	 FRA.1999.22133	0:05:12.43	30	0:03:58.32	36		0:09:10.75	+0:00:31.12
33	27	GRAHAM Innes	 GBR.1996.35188	0:05:12.17	28	0:03:58.98	41		0:09:11.15	+0:00:31.52














STAGE 5Q RESULTS

Pos	Plate	Name Team	Nat EWS number	Sector 1	Pos	Sector 2	Pos	Penalties	Time	Gap
MEN										
34	92	SMITH Jimmy	 USA.1994.22251	0:05:13.82	38	0:03:57.62	32		0:09:11.44	+0:00:31.81
35	74	KING Riley	 AUS.2001.23512	0:05:12.00	27	0:04:00.95	53		0:09:12.95	+0:00:33.32
36	82	SELF Daniel	 NZL.1998.21834	0:05:13.28	36	0:03:59.95	43		0:09:13.23	+0:00:33.60
37	34	STUTTARD Mathew Polygon Factory Racing	 GBR.1993.21661	0:05:15.09	41	0:03:58.43	38		0:09:13.52	+0:00:33.89
38	29	VEZINA Mckay Giant Factory Off-Road	 CAN.1995.21632	0:05:13.01	34	0:04:00.72	50		0:09:13.73	+0:00:34.10
39	104	OSTROSKI Peter	 USA.1989.21717	0:05:10.55	23	0:04:03.55	67		0:09:14.10	+0:00:34.47
40	51	STONE Brady Polygon Factory Racing	 NZL.2000.23119	0:05:16.20	44	0:03:57.95	34		0:09:14.15	+0:00:34.52
41	57	BURNS CONTRERAS Pedro Trek Factory Racing	 CHI.1997.21729	0:05:14.45	39	0:04:01.86	57		0:09:16.31	+0:00:36.68
42	109	ALLAIRE Isaac	 USA.1995.26395	0:05:20.90	56	0:03:55.55	23		0:09:16.45	+0:00:36.82
43	78	MACARTHUR Glenn	 FRA.2000.22879	0:05:20.97	57	0:03:55.86	24		0:09:16.83	+0:00:37.20
44	138	MCLEOD Nick	 CAN.1993.24889	0:05:19.40	53	0:03:57.88	33		0:09:17.28	+0:00:37.65














STAGE 5Q RESULTS












Pos	Plate	Name Team	Nat EWS number	Sector 1	Pos	Sector 2	Pos	Penalties	Time	Gap
MEN										
45	63	HEINIGER Nils	 NZL.1999.25218	0:05:15.95	43	0:04:02.30	59		0:09:18.25	+0:00:38.62
46	103	ROSSI Saben	 USA.1985.23371	0:05:14.63	40	0:04:04.42	71		0:09:19.05	+0:00:39.42
47	105	MCANDREW Alex	 USA.1990.22928	0:05:15.54	42	0:04:03.90	68		0:09:19.44	+0:00:39.81
48	86	MCCUTCHEON Trevor	 USA.1999.31137	0:05:20.50	55	0:03:59.35	42		0:09:19.85	+0:00:40.22
49	89	BEAUPRE Max	 USA.2000.24581	0:05:16.20	44	0:04:04.27	70		0:09:20.47	+0:00:40.84
50	59	MENJOU Irene Sunn French Connexion By Alpe D'Huez	 FRA.1995.22122	0:05:18.38	50	0:04:02.50	62		0:09:20.88	+0:00:41.25
51	66	BOX Archie	 GBR.1998.23201	0:05:19.72	54	0:04:01.43	55		0:09:21.15	+0:00:41.52
52	106	MORSE Adam	 USA.1985.22980	0:05:18.03	48	0:04:03.45	66		0:09:21.48	+0:00:41.85
53	52	HILL Samuel Nukeproof SRAM Factory Racing	 AUS.1985.21775	0:05:23.11	68	0:03:58.52	39		0:09:21.63	+0:00:42.00
54	54	CONNELL Joseph Orange Factory Racing	 GBR.1994.21745	0:05:21.15	58	0:04:01.73	56		0:09:22.88	+0:00:43.25
55	94	LESLIE Shane	 USA.1996.22174	0:05:22.13	63	0:04:00.87	51		0:09:23.00	+0:00:43.37



STAGE 5Q RESULTS












Pos	Plate	Name Team	Nat EWS number	Sector 1	Pos	Sector 2	Pos	Penalties	Time	Gap
MEN										
56	67	HARRIS Bradley Theory Racing p/b ProBikeKit	 NZL.2001.27637	0:05:22.68	66	0:04:00.52	47		0:09:23.20	+0:00:43.57
57	93	WOLFE Daniel Polygon Factory Racing	 IRL.1988.22250	0:05:22.37	64	0:04:01.05	54		0:09:23.42	+0:00:43.79
58	58	BLAHA Vojtech	 CZE.1999.22684	0:05:21.27	59	0:04:02.22	58		0:09:23.49	+0:00:43.86
59	70	CAVAYE Andrew	 AUS.1996.24678	0:05:22.75	67	0:04:00.90	52		0:09:23.65	+0:00:44.02
60	87	REECE Quinn Yeti / Fox Factory Team	 USA.2000.23029	0:05:18.06	49	0:04:06.22	79		0:09:24.28	+0:00:44.65
61	64	FRESQUET Axel Tribe Pyrenees Gravity	 FRA.1998.23081	0:05:21.88	62	0:04:02.90	64		0:09:24.78	+0:00:45.15
61	72	FRANCK Gilles	 BEL.2000.22291	0:05:22.43	65	0:04:02.35	60		0:09:24.78	+0:00:45.15
63	46	CAMOIN Francescu Specialized Racing	 FRA.2001.23545	0:05:16.53	46	0:04:08.32	87		0:09:24.85	+0:00:45.22
64	118	CLAYPOOL Travis	 USA.2000.22940	0:05:26.67	79	0:03:58.58	40		0:09:25.25	+0:00:45.62
65	84	KELLEY Cody	 USA.1994.21757	0:05:25.63	71	0:04:00.25	45		0:09:25.88	+0:00:46.25
66	143	MADER Cameron	 USA.2001.40291	0:05:21.39	60	0:04:04.92	75		0:09:26.31	+0:00:46.68

STAGE 5Q RESULTS

Pos	Plate	Name Team	Nat EWS number	Sector 1	Pos	Sector 2	Pos	Penalties	Time	Gap
MEN										
67	60	GALY Theo Sunn French Connexion By Alpe D'Huez	 FRA.1990.21691	0:05:26.30	77	0:04:00.42	46		0:09:26.72	+0:00:47.09
68	71	PFEIL Max	 GER.1998.27442	0:05:24.60	70	0:04:02.52	63		0:09:27.12	+0:00:47.49
69	121	TRAINER Myles	 USA.1992.22401	0:05:27.78	82	0:04:00.05	44		0:09:27.83	+0:00:48.20
70	55	BLAIR Lachlan Orange Factory Racing	 GBR.1995.21426	0:05:26.14	75	0:04:02.45	61		0:09:28.59	+0:00:48.96
71	127	BURKE Felix	 CAN.1996.31858	0:05:24.25	69	0:04:04.57	73		0:09:28.82	+0:00:49.19
72	108	VAUGHAN Gavin	 USA.1986.22711	0:05:21.48	61	0:04:08.32	87		0:09:29.80	+0:00:50.17
73	85	STERCKX Nathan RST Enduro Team	 CAN.2001.22631	0:05:18.93	51	0:04:11.13	97		0:09:30.06	+0:00:50.43
74	15	HEAP Elliott Nukeproof SRAM Factory Racing	 GBR.1998.21783	0:05:25.65	72	0:04:04.48	72		0:09:30.13	+0:00:50.50
75	140	DRISCOLL Matthew	 USA.2001.31598	0:05:16.85	47	0:04:13.70	101		0:09:30.55	+0:00:50.92
76	79	JENSEN Henrik	 GBR.1998.25933	0:05:25.70	73	0:04:05.00	76		0:09:30.70	+0:00:51.07
77	113	SKIDMORE Sam	 USA.1994.34216	0:05:30.10	85	0:04:00.71	49		0:09:30.81	+0:00:51.18














STAGE 5Q RESULTS

Pos	Plate	Name Team	Nat EWS number	Sector 1	Pos	Sector 2	Pos	Penalties	Time	Gap
MEN										
78	68	CARROLL Gavin	 IRL.1993.35848	0:05:26.97	81	0:04:05.02	77		0:09:31.99	+0:00:52.36
79	133	MOONEY Scott	 USA.1998.32465	0:05:28.24	84	0:04:04.90	74		0:09:33.14	+0:00:53.51
80	91	WEBER Basil	 SUI.1992.35964	0:05:26.15	76	0:04:07.46	84		0:09:33.61	+0:00:53.98
81	117	ROBERT Keith	 USA.1990.31227	0:05:26.88	80	0:04:07.12	83		0:09:34.00	+0:00:54.37
82	114	SEBAS Matt	 USA.1989.21617	0:05:26.02	74	0:04:08.97	91		0:09:34.99	+0:00:55.36
83	97	KAHN David	 USA.2000.23224	0:05:26.60	78	0:04:11.03	95		0:09:37.63	+0:00:58.00
84	95	CSEH Jesse	 NZL.1998.24905	0:05:27.79	83	0:04:10.45	94		0:09:38.24	+0:00:58.61
85	80	HURLEY Joshua	 GBR.1995.27543	0:05:34.75	88	0:04:04.16	69		0:09:38.91	+0:00:59.28
86	129	KARALUS Ben	 NZL.1998.32702	0:05:31.42	87	0:04:08.92	90		0:09:40.34	+0:01:00.71
87	98	COUTURE Charles	 CAN.1999.29610	0:05:34.80	89	0:04:06.73	81		0:09:41.53	+0:01:01.90
88	77	WILSON Thomas Orange Factory Racing	 GBR.2000.22553	0:05:40.00	92	0:04:05.32	78		0:09:45.32	+0:01:05.69














STAGE 5Q RESULTS

Pos	Plate	Name Team	Nat EWS number	Sector 1	Pos	Sector 2	Pos	Penalties	Time	Gap
MEN										
89	122	FLANIGAN Ethan	 USA.1992.24431	0:05:39.31	91	0:04:06.62	80		0:09:45.93	+0:01:06.30
90	56	WARNET Manu	 NED.2001.26267	0:05:49.70	105	0:03:58.23	35		0:09:47.93	+0:01:08.30
91	125	HEMPERLEY Austin	 USA.1993.27060	0:05:41.39	93	0:04:07.78	85		0:09:49.17	+0:01:09.54
92	128	HEDLUND Samuel	 USA.1997.39517	0:05:43.24	96	0:04:08.86	89		0:09:52.10	+0:01:12.47
93	116	DESPRES MORIN Benjamin	 CAN.1995.39474	0:05:38.78	90	0:04:13.67	100		0:09:52.45	+0:01:12.82
94	102	BARICH Leopold RDN Racing	 GER.1998.22342	0:05:43.39	97	0:04:09.61	92		0:09:53.00	+0:01:13.37
95	99	FREDERICKSEN GARCIA Tomas	 CHI.2001.25553	0:05:45.55	100	0:04:08.02	86		0:09:53.57	+0:01:13.94
96	49	STORR Alex Forbidden Synthesis	 GBR.2001.31009	0:05:19.20	52	0:04:34.41	111		0:09:53.61	+0:01:13.98
97	119	ALIX Dakota	 USA.1994.39368	0:05:53.16	108	0:04:03.12	65		0:09:56.28	+0:01:16.65
98	65	JANSER Robin Swiss Enduro Team by Giant	 SUI.2000.25837	0:05:46.98	103	0:04:09.95	93		0:09:56.93	+0:01:17.30
99	135	DAYTON Charles	 USA.1995.39585	0:05:45.98	101	0:04:11.05	96		0:09:57.03	+0:01:17.40













STAGE 5Q RESULTS












Pos	Plate	Name Team	Nat EWS number	Sector 1	Pos	Sector 2	Pos	Penalties	Time	Gap
MEN										
100	120	CHAPDELAINE Simon	 CAN.1995.34674	0:05:41.50	94	0:04:16.50	106		0:09:58.00	+0:01:18.37
101	111	NICHOLSON Titus	 USA.2000.35168	0:05:44.74	99	0:04:13.58	99		0:09:58.32	+0:01:18.69
102	101	LEONHARDT Konstantin	 GER.1996.35481	0:05:43.18	95	0:04:15.32	102		0:09:58.50	+0:01:18.87
103	137	DEAN Kasper	 USA.1996.53614	0:05:47.89	104	0:04:11.45	98		0:09:59.34	+0:01:19.71
104	110	CONTE Dylan	 USA.1993.22360	0:05:44.08	98	0:04:15.42	103		0:09:59.50	+0:01:19.87
105	214	DOTSENKO Paul	 USA.1987.22256	0:05:46.29	102	0:04:20.05	107		0:10:06.34	+0:01:26.71
106	134	BULLEN-ASLIN Benjamin	 AUS.1996.35368	0:05:52.23	106	0:04:15.65	105		0:10:07.88	+0:01:28.25
107	88	RICHARDSON John	 NZL.1999.22929	0:06:01.13	113	0:04:06.85	82		0:10:07.98	+0:01:28.35
108	142	WOLOSZYN Aidan	 USA.2001.33100	0:05:56.27	109	0:04:15.45	104		0:10:11.72	+0:01:32.09
109	131	PETITCLERC Simon	 CAN.1997.39372	0:05:53.07	107	0:04:21.03	108		0:10:14.10	+0:01:34.47
110	126	POIRIER Sam	 USA.1994.25645	0:05:57.27	110	0:04:28.21	110		0:10:25.48	+0:01:45.85



STAGE 5Q RESULTS











Pos	Plate	Name Team	Nat EWS number	Sector 1	Pos	Sector 2	Pos	Penalties	Time	Gap
MEN										
111	123	LAGASSEY Justin	 USA.1991.22065	0:05:59.73	111	0:04:25.83	109		0:10:25.56	+0:01:45.93
112	136	TREPANIER Samuel	 CAN.1994.38829	0:06:00.88	112	0:04:51.70	112		0:10:52.58	+0:02:12.95
113	130	FORTIN FAUBERT Maxime	 CAN.1990.34585	0:06:27.23	114	0:04:55.45	113		0:11:22.68	+0:02:43.05
114	73	TOOKE Jacob	 CAN.1999.22078	0:05:30.98	86	0:06:36.17	116		0:12:07.15	+0:03:27.52
115	115	SEDIVY Damon	 USA.1999.24610	0:07:23.64	115	0:06:08.45	115		0:13:32.09	+0:04:52.46
116	83	MASTERS Wyn GT Factory Racing	 NZL.1987.21663	0:10:32.53	116	0:04:57.70	114		0:15:30.23	+0:06:50.60
MEN Master 35+										
1	220	KIRSCHER Franck	 FRA.1984.22930	<u>0:05:23.00</u>	1	<u>0:04:01.39</u>	1		0:09:24.39	
2	231	WEIDEMANN Mads	 DEN.1982.33629	0:05:42.75	3	0:04:11.03	5		0:09:53.78	+0:00:29.39
3	235	AMOUR Karim BH Enduro Racing Team	 FRA.1975.21696	0:05:37.72	2	0:04:16.13	10		0:09:53.85	+0:00:29.46
4	234	BRODERICK Michael	 USA.1973.22376	0:05:44.47	4	0:04:11.93	7		0:09:56.40	+0:00:32.01

STAGE 5Q RESULTS












Pos	Plate	Name Team	Nat EWS number	Sector 1	Pos	Sector 2	Pos	Penalties	Time	Gap
MEN Master 35+										
5	215	LEDUC Charles	 CAN.1987.39128	0:05:53.89	9	0:04:03.28	2		0:09:57.17	+0:00:32.78
6	229	COOPER William	 USA.1987.23457	0:05:47.41	5	0:04:10.49	4		0:09:57.90	+0:00:33.51
7	228	CANFIELD Christopher	 USA.1977.35613	0:05:47.69	6	0:04:11.33	6		0:09:59.02	+0:00:34.63
8	221	LEECH Ryan	 USA.1977.24433	0:05:54.38	10	0:04:09.99	3		0:10:04.37	+0:00:39.98
9	236	CARREZ Cedric Lapierre Zipp Collective	 FRA.1978.23588	0:05:50.04	7	0:04:17.48	11		0:10:07.52	+0:00:43.13
10	224	SCHEIDING Jason	 USA.1977.22966	0:06:00.88	11	0:04:14.75	9		0:10:15.63	+0:00:51.24
11	226	NABLO Brooks	 USA.1983.40195	0:06:07.48	13	0:04:12.22	8		0:10:19.70	+0:00:55.31
12	217	BISHOP Allan	 USA.1981.33429	0:06:02.91	12	0:04:19.02	12		0:10:21.93	+0:00:57.54
13	216	WILLIAMS Adam	 USA.1983.38122	0:06:08.10	14	0:04:19.68	13		0:10:27.78	+0:01:03.39
14	225	LAWWILL Joe	 USA.1970.24749	0:06:14.60	15	0:04:24.15	16		0:10:38.75	+0:01:14.36
15	227	BIGHAM Ryan	 USA.1986.34266	0:06:19.02	17	0:04:21.23	15		0:10:40.25	+0:01:15.86



STAGE 5Q RESULTS












Pos	Plate	Name Team	Nat EWS number	Sector 1	Pos	Sector 2	Pos	Penalties	Time	Gap
MEN Master 35+										
16	213	GIARDINA Matthew	 USA.1987.39367	0:06:21.42	18	0:04:20.97	14		0:10:42.39	+0:01:18.00
17	222	TREGLIA Benedict	 USA.1970.22762	0:06:15.57	16	0:04:26.93	17		0:10:42.50	+0:01:18.11
18	223	OSHURA John Shane	 USA.1979.22013	0:05:52.92	8	0:04:50.15	20		0:10:43.07	+0:01:18.68
19	218	ADOLPHSON Odin	 USA.1975.22332	0:06:29.78	19	0:04:31.38	19		0:11:01.16	+0:01:36.77
20	219	ALCISTO Patrick	 USA.1981.38277	0:06:46.60	20	0:04:28.65	18		0:11:15.25	+0:01:50.86
MEN Under 21										
1	209	MEIER-SMITH Luke Propain Factory Enduro	 AUS.2002.25147	<u>0:05:08.65</u>	1	0:03:54.93	3		0:09:03.58	
2	208	HANCOCK Emmett	 CAN.2002.37051	0:05:10.00	3	0:03:54.58	2		0:09:04.58	+0:00:01.00
3	207	GILCHRIST Ryan	 AUS.2002.36859	0:05:11.88	7	<u>0:03:54.45</u>	1		0:09:06.33	+0:00:02.75
4	193	KELLER Jake	 USA.2002.31400	0:05:08.70	2	0:03:59.67	8		0:09:08.37	+0:00:04.79
5	195	BROWN John Yeti / Fox Factory Team	 USA.2002.27555	0:05:11.77	6	0:03:57.50	6		0:09:09.27	+0:00:05.69

STAGE 5Q RESULTS

Pos	Plate	Name Team	Nat EWS number	Sector 1	Pos	Sector 2	Pos	Penalties	Time	Gap
MEN Under 21										
6	210	SHERLOCK Seth	 CAN.2002.40432	0:05:10.95	5	0:04:00.58	9		0:09:11.53	+0:00:07.95
7	198	RODGERS Lief	 CAN.2003.26651	0:05:14.61	8	0:03:58.62	7		0:09:13.23	+0:00:09.65
8	200	SCHEELE William	 NOR.2003.33415	0:05:10.47	4	0:04:03.60	14		0:09:14.07	+0:00:10.49
9	194	CHAPIN Aiden	 USA.2002.25700	0:05:16.10	9	0:04:01.10	10		0:09:17.20	+0:00:13.62
10	192	SNOW Jakob	 USA.2003.24674	0:05:18.20	10	0:04:02.98	13		0:09:21.18	+0:00:17.60
11	175	CHRISTIE Bailey	 AUS.2004.38376	0:05:26.07	17	0:03:55.65	4		0:09:21.72	+0:00:18.14
12	196	PRINGLE Colby	 CAN.2002.35143	0:05:18.62	11	0:04:04.88	16		0:09:23.50	+0:00:19.92
13	197	FOURCADE Luca Tribe Pyrenees Gravity	 FRA.2003.35944	0:05:19.45	13	0:04:04.18	15		0:09:23.63	+0:00:20.05
14	191	FISHER JT	 USA.2004.38262	0:05:19.22	12	0:04:05.23	17		0:09:24.45	+0:00:20.87
15	180	BEARD Austin	 USA.2003.34253	0:05:28.98	18	0:03:56.57	5		0:09:25.55	+0:00:21.97
16	206	JOHNSTON Guy	 NZL.2003.50550	0:05:23.68	16	0:04:02.15	11		0:09:25.83	+0:00:22.25













STAGE 5Q RESULTS












Pos	Plate	Name Team	Nat EWS number	Sector 1	Pos	Sector 2	Pos	Penalties	Time	Gap
MEN Under 21										
17	202	BERTINI Lisandru Lapierre Zipp Collective	 FRA.2004.36198	0:05:22.67	15	0:04:07.80	19		0:09:30.47	+0:00:26.89
18	205	FAIRBROTHER Matthew	 NZL.2004.35439	0:05:20.34	14	0:04:10.95	25		0:09:31.29	+0:00:27.71
19	199	KLOKOCCA Vojtech	 CZE.2004.36797	0:05:30.30	20	0:04:02.95	12		0:09:33.25	+0:00:29.67
20	185	HAYDEN Adrian	 USA.2003.31647	0:05:29.65	19	0:04:05.52	18		0:09:35.17	+0:00:31.59
21	173	DAVIS Owen	 USA.2003.26665	0:05:32.49	23	0:04:08.30	20		0:09:40.79	+0:00:37.21
22	171	BROCHET Nicolas	 CAN.2005.51316	0:05:30.45	21	0:04:10.35	23		0:09:40.80	+0:00:37.22
23	174	BEARD Carson	 USA.2003.34254	0:05:32.13	22	0:04:10.20	21		0:09:42.33	+0:00:38.75
24	188	PRITCHETT Anthony	 USA.2004.24541	0:05:35.18	24	0:04:10.74	24		0:09:45.92	+0:00:42.34
25	184	DEBRUHL Devin	 USA.2002.36908	0:05:40.13	29	0:04:10.27	22		0:09:50.40	+0:00:46.82
26	178	WICKLUND Jackson	 USA.2005.39414	0:05:39.87	28	0:04:12.85	26		0:09:52.72	+0:00:49.14
27	187	FISHER Brandon	 USA.2004.25638	0:05:39.52	27	0:04:17.03	28		0:09:56.55	+0:00:52.97



STAGE 5Q RESULTS











Pos	Plate	Name Team	Nat EWS number	Sector 1	Pos	Sector 2	Pos	Penalties	Time	Gap
MEN Under 21										
28	172	ZOTOS Sokratis Aris Propain Factory Enduro	 GRE.2004.40305	0:05:35.81	26	0:04:20.82	31		0:09:56.63	+0:00:53.05
29	189	HUTMAN Omer	 ISR.2004.40015	0:05:35.73	25	0:04:21.42	32		0:09:57.15	+0:00:53.57
30	177	GADBOIS Eli	 USA.2004.39407	0:05:43.58	32	0:04:15.90	27		0:09:59.48	+0:00:55.90
31	176	BOULIANNE Victor	 CAN.2002.39117	0:05:42.73	31	0:04:17.47	29		0:10:00.20	+0:00:56.62
32	186	PEREZ VASQUE Clemente	 CHI.2002.52269	0:05:41.28	30	0:04:19.45	30		0:10:00.73	+0:00:57.15
WOMEN										
1	4	HARNDEN Harriet Trek Factory Racing	 GBR.2001.22819	0:05:50.18	2	<u>0:04:07.85</u>	1		0:09:58.03	
2	2	CHARRE Morgane Pivot Factory Racing	 FRA.1990.21958	0:05:50.65	3	0:04:17.85	4		0:10:08.50	+0:00:10.47
3	3	COURDURIER Isabeau Lapierre Zipp Collective	 FRA.1994.21731	0:05:53.87	4	0:04:17.30	3		0:10:11.17	+0:00:13.14
4	45	KINTNER Jill	 USA.1981.22648	<u>0:05:49.45</u>	1	0:04:25.22	14		0:10:14.67	+0:00:16.64
5	10	RICHTER Raphaela Ibis Enduro Team	 GER.1997.25746	0:05:56.34	5	0:04:19.65	7		0:10:15.99	+0:00:17.96

STAGE 5Q RESULTS

Pos	Plate	Name Team	Nat EWS number	Sector 1	Pos	Sector 2	Pos	Penalties	Time	Gap
WOMEN										
6	7	BARAONA Rebecca Yeti / Fox Factory Team	 GBR.1993.21715	0:06:00.57	8	0:04:17.05	2		0:10:17.62	+0:00:19.59
7	8	CONOLLY Ella Cannondale Enduro	 GBR.1998.21859	0:05:58.10	6	0:04:19.55	6		0:10:17.65	+0:00:19.62
8	36	MORRISON Rae Liv Racing	 NZL.1989.21630	0:05:59.52	7	0:04:18.57	5		0:10:18.09	+0:00:20.06
9	1	PUGIN Melanie BH Enduro Racing Team	 FRA.1990.21693	0:06:03.17	9	0:04:23.33	10		0:10:26.50	+0:00:28.47
10	5	KOREM Noga GT Factory Racing	 ISR.1991.21660	0:06:09.27	10	0:04:24.40	11		0:10:33.67	+0:00:35.64
11	42	LAWRENCE Kate Yeti / Fox Factory Team	 USA.1998.27745	0:06:09.45	11	0:04:26.18	15		0:10:35.63	+0:00:37.60
12	149	MURDOCK Porsha	 USA.1991.22373	0:06:12.00	13	0:04:24.95	12		0:10:36.95	+0:00:38.92
13	144	TAYLOR Chloe	 GBR.1998.23462	0:06:18.15	15	0:04:19.85	8		0:10:38.00	+0:00:39.97
14	37	SCARSI Gloria Canyon CLLTV Dainese	 ITA.2000.36425	0:06:15.59	14	0:04:23.05	9		0:10:38.64	+0:00:40.61
15	39	COOK Becky	 GBR.1986.21664	0:06:20.17	17	0:04:29.28	16		0:10:49.45	+0:00:51.42
16	40	DUVERT Julie Theory Racing p/b ProBikeKit	 FRA.1996.21719	0:06:19.67	16	0:04:31.45	18		0:10:51.12	+0:00:53.09













STAGE 5Q RESULTS

Pos	Plate	Name Team	Nat EWS number	Sector 1	Pos	Sector 2	Pos	Penalties	Time	Gap
WOMEN										
17	146	LONG Julia	 CAN.1999.22029	0:06:27.12	18	0:04:29.80	17		0:10:56.92	+0:00:58.89
18	156	SLACO Emily	 CAN.1983.24647	0:06:32.00	19	0:04:34.85	19		0:11:06.85	+0:01:08.82
19	41	JONNIER Morgane Rossignol Factory Team	 FRA.1990.22559	0:06:42.26	20	0:04:25.07	13		0:11:07.33	+0:01:09.30
20	154	CAPUANO Amelia	 USA.1993.38187	0:06:58.10	21	0:04:36.33	20		0:11:34.43	+0:01:36.40
21	155	HAYDEN Mazie	 USA.2000.36788	0:06:58.48	22	0:04:44.37	23		0:11:42.85	+0:01:44.82
22	151	HARRINGTON Hannah	 USA.1993.39351	0:07:02.70	23	0:04:40.55	22		0:11:43.25	+0:01:45.22
23	152	GRIFFIN Kalen	 USA.1993.39607	0:07:03.83	24	0:04:39.62	21		0:11:43.45	+0:01:45.42
24	38	ESPINEIRA HERREROS Florenia Orbea FOX Enduro Team	 CHI.1992.22941	0:06:11.82	12	0:05:33.02	25		0:11:44.84	+0:01:46.81
25	148	HOWERTER Sarah	 USA.1990.33099	0:07:04.96	25	0:04:44.62	24		0:11:49.58	+0:01:51.55
WOMEN Master 35+										
1	170	THOMSEN Sandra Bohn	 DEN.1983.33584	<u>0:06:42.28</u>	<u>1</u>	0:04:41.55	2		0:11:23.83	



STAGE 5Q RESULTS

Pos	Plate	Name Team	Nat EWS number	Sector 1	Pos	Sector 2	Pos	Penalties	Time	Gap
WOMEN Master 35+										
2	169	NEWELL Melissa	 NZL.1979.21458	0:07:07.70	2	<u>0:04:40.93</u>	1		0:11:48.63	+0:00:24.80
3	167	MCCONNELOUG Mary	 USA.1971.22390	0:07:50.02	3	0:04:54.70	4		0:12:44.72	+0:01:20.89
4	165	CONTENTOANGELL Kristine	 USA.1979.33608	0:07:57.60	4	0:04:52.93	3		0:12:50.53	+0:01:26.70
5	166	KANAYAN Heidi	 USA.1982.24737	0:08:28.55	5	0:05:02.15	5		0:13:30.70	+0:02:06.87
WOMEN Under 21										
1	164	RIVA Sophie	 ITA.2003.33949	<u>0:06:22.75</u>	1	0:04:30.68	2		0:10:53.43	
2	163	GALLO FUENTES Paz	 CHI.2002.52289	0:06:31.20	2	<u>0:04:30.18</u>	1		0:11:01.38	+0:00:07.95
3	162	BINGHAM Lauren	 USA.2002.25005	0:06:39.58	3	0:04:31.90	3		0:11:11.48	+0:00:18.05
4	160	BOUCHER Lily	 CAN.2004.40222	0:07:08.43	4	0:04:37.04	4		0:11:45.47	+0:00:52.04
5	159	HENRY Justine Tribe Pyrenees Gravity	 FRA.2003.32717	0:07:27.20	5	0:04:51.01	5		0:12:18.21	+0:01:24.78
6	158	HOLM Hanna	 USA.2003.39590	0:08:00.73	6	0:04:57.13	6		0:12:57.86	+0:02:04.43



Statistics

Entries / Nations	Finished	DNF	DSQ	DNS	Weather	Temperature	Distance	Elevation
204 / 23	204	0	0	0				

DNF: did not finish · DNS: did not start · DSQ: disqualified

